



APPROVED 2019 BUDGET

MAYOR MICHAEL HELFRICH

101 S. GEORGE ST. YORK, PA 17401

WWW.YORKCITY.ORG



Providing a budget that remains within the limitations of our community's financial resources while also fulfilling the needs of the people and businesses of York City is one of the top responsibilities of the Mayor and City Council. As Mayor of the City of York, I humbly submit the City of York's proposed budget for calendar year 2019, as required by Article XVIII, Sections 1801 to 1811.2 of the Third Class City Code and Optional Third Class City Charter Law.

I want to thank the Budget Team, Directors, and all employees involved in the long hours involved in preparing this difficult budget. As we began this budget process, I was encouraged by the Directors' and Budget Team's drive to provide additional tax relief to our residents and businesses. Overall costs have been cut in most departments, or additional revenue has been provided to cover any new costs. This was a great effort, and personally appreciated by me.

The total budget for 2019 is approximately \$108.3 million, with a General Fund budget of \$48.9 million. The difference between the 2018 General Fund budget of \$46.1 million and the 2019 budget of \$48.9 million is substantially caused by health care and insurance allocation increases.

Unfortunately, as with most Third Class Cities in the Commonwealth of Pennsylvania, our employee pension and insurance/health care liabilities are rising at a rate far greater than our ability to raise the total property values of our city. Taxes on properties are the main revenue source for paying the daily expenses of employee salaries, benefits and pensions. In 2018, we saw a modest increase in the value of our taxable properties, but not nearly enough to keep up with increases in basic operational expenses.

This year's most substantial obstacle to a balanced budget and the tax cuts we were working toward was a \$2.8 million increase in healthcare costs over the last two years; approximately \$1.6 million that were projected for 2018 but not accounted for in the 2018 annual revenue, and now another \$1.2 million that are projected for 2019.

To account for the \$2.8 million increase, we made approximately \$800,000 in expense reductions and utilized approximately \$2 million in fund reserves to cover the \$1.6 million in unfunded allocations from 2018, as well as an additional \$400,000 of the 2019 allocations where we were unable to cut into 2019 expenses without reducing necessary services. This type of measure is not

The City of York Pennsylvania

The Honorable Michael R. Helfrich, Mayor

sustainable, and we have already begun to take measures to address this deficit in preparation for the 2020 budget.

Truthfully, I am not at all happy with this budget. This is a stop-gap budget to allow some time for our policy changes and economic development efforts to produce results. We continue to be open to suggestions by City Council and others as to how we may improve this budget.

Working to improve York City for all,

A handwritten signature in black ink, appearing to read "Michael R. Helfrich", with a stylized, cursive script.

Michael R. Helfrich
Mayor

Executive Summary

INTRODUCTION

It is with respect for our residents and businesses that we submit the enclosed Proposed 2019 Budget for the City of York, Pennsylvania. This year's budget came with some unique challenges for the Administration as our risk management allocation expenditures rapidly outpaced our available revenue. The Administration has worked long hours to provide a balanced budget. In 2018 we experienced an anomaly in our health care costs that were beyond our control. This anomaly was part of the cause of our 2019 health insurance premiums rising above the expected normal increases. Some of the past efficiencies achieved were not able to be maintained as our goal was to produce a balanced budget without increasing costs to the citizens of York or cutting additional staff and reducing our levels of services and operations. Instead of reducing services or increasing taxes or fees, this budget reflects an acceptable reduction in expenses and the use of risk management and general fund balances to ensure our necessary expenses are funded.

THE PROCESS

The 2019 budget process began in August 2018 with our budget kickoff meeting of department directors or their appointed designees. In September the Budget Team scheduled preliminary meetings with each department to discuss their needs for the 2019 budget year and beyond. In October the department directors or their designees began calculating and inputting their 2018 year end projections and 2019 budget requests. This information was entered into BBAS, our budgeting system, by each of the departments. The Budget Team then met with each of the departments to review their initial requests and to discuss their capital needs for 2019. The initial total department budget requests resulted in a cumulative deficit shortfall of over \$9 million. The Budget Team and Mayor Helfrich used the next several weeks to review the requests and make the necessary adjustments to close the funding gap. In November, Mayor Helfrich held public hearings designed to give each department the opportunity to present the case for their budgets and to explain to the Mayor, Budget Team, City Council members, and the public any large variances in comparison to the 2018 final budget or historical trends.

It is important to note that this is a draft budget. After the Mayor's public hearing the Council is presented the proposed 2019 balanced budget to continue the review process and recommend further adjustments. The process winds up in December as the Administration and Council work to pass a balance budget supported by all involve parties.

SUMMARY AND FORECAST

One of the primary financial goals of the Administration was to continue to reduce real estate taxes. This was not sustainable, primarily due to increased employee health care and insurance costs. Although the Administration has managed to control some costs, other uncontrollable employee, equipment and legacy costs continue to increase annual operating expenses at an unsustainable rate. The City is in negotiation with multiple employee bargaining units at the present time to get assistance from employees in stabilizing some of these growing costs. The city will require additional reform in all the public labor contracts in order to sustain the staffing levels that provide the expected services from York City government. Without the reform of pension costs, the combined 2021 MMO will increase \$3 million. This increase in pension costs alone would require a tax increase of over 15%. None of us want this and we hope for beneficial negotiations to come.

But all is not doom and gloom. Many small initiatives can lead to great improvement in our financial conditions. The Administration has been actively working with business investors and the Redevelopment Authority of York City to support over \$200 million in economic development and community development projects. Innovative programs for supporting small and minority business growth are being developed through collaboration between private businesses, foundations, other agencies and York City. The Commonwealth of Pennsylvania and federal government, through grants and new policies, are supporting improvements in our police force, fire department, and housing, economic development and parks departments. And the spirit of optimism is steadily increasing for York's future.

The Administration is being creative in bringing some programs back in-house to increase revenue and reduce expenses, while outsourcing others that have continued over time without a reliable in-house solution. These initiatives will seek to provide additional services to the residents while also increasing customer service and reducing overtime costs that continue to rise. New staffing models for our firefighters will be introduced in 2019 and the benefits will be seen in 2019 and fully in 2020 and beyond.

As the city moves forward, we will continue to look for ways to consolidate services with other municipalities on various services and/or contracts. These joint ventures on service contracts will yield cost savings by leveraging our purchasing power to issue one joint request for proposals.

As always, we will work with our state and federal representatives to encourage policies that change the way the state and country look at small U.S. cities. The current policies that consolidate poverty and non-profit services into our cities, while limiting their ability to bring in the revenue needed for services just can not be sustained. We will continue to work with all of our representatives, as we work for all of our residents, without concern for party affiliation or other political positions. We need to work together, all of us, to change the systemic issues that are holding our city and our residents back.

Administration Accomplishments of 2018

- Reduced controllable expenses in 2019 budget
- Received initial funding of \$125,000 from Wellspan to create the Community Ecosystem Initiative, providing service and activity coordinators in our city's neighborhoods
- Lobbied for designation of 5 Federal Opportunity Zones, potentially increasing businesses and walkable jobs in and near York City's most impoverished neighborhoods
- Hired Spanish-speaking Police Chief, Mayor's Executive Administrator, Bureau of Health staff, and Economic Development staff to improve communication and opportunities for the second largest population group in York City
- Contracted Downtown, Inc. to support businesses in Market St corridor, thus diversifying the businesses that DTI serves
- Assisted in securing \$6 million RACP grant for new Innovation Hub in Northwest Triangle
- Worked with Redevelopment Authority to move non-taxpaying parcels under their control to new private ownership with large tax-paying potential
- Assisted in opening the new Championship Community Center in West End
- Increased staff to support economic development, particularly small businesses
- Re-positioned Public Works staff to provide a higher level of service to our residents
- Hired new Recreation Specialist, Diaz Woodard, who has reinvigorated York City youth programs
- Initiated changes in customer service and communications

Administration Initiatives of 2019

- Expanding the Community Ecosystem Initiative, utilizing York City School buildings and service and activity coordinators to provide a range of youth and adult educational and social activities in our city's neighborhoods
- Working with HACC and York City School District to provide more higher education classes directly in our neighborhoods
- Returning the majority of Tenant Occupied Inspections to Permits, Planning and Zoning, potentially saving hundreds of thousands of dollars
- Increasing firefighter staffing to significantly reduce overtime costs, saving York City \$10 million over the next 15 years
- Ending the Ostara phosphorus-removal contract saving \$300,000 annually from wastewater processing
- Supporting HUBZone Initiative increasing demand for supply chain products from minority businesses in York City

- Entering a contractual relationship with York Water Company to eliminate sewer billing issues and save money
- Creating a prospectus of the advantages of York City's Federal Opportunity Zones
- Supporting the \$130 million York Plan 2.0 Innovation Initiative in Northwest Triangle
- Reducing street-sweeping tickets to \$40 and increase parking tickets and tickets for dangerous and inconsiderate parking behavior

CONCLUSION

The 2019 budget is not what we wanted, but as is said in York, "Do what you can with what you have." This budget does not include any layoffs or tax increases and the costs have been held. We have had to dip into savings to balance this budget. The City of York cannot do this again, and cannot continue to hold the line on taxes and fees without all of us working toward the solution.

As the Administration takes steps to improve the fiscal health of the City and put in place the necessary structure for continued growth it will not be without challenges. The Mayor and city leaders envision a thriving city with construction projects, community centers and partnerships revitalizing our community. The renaissance is here and we are embracing it. I hope anyone reading this finds their role in the renaissance. Whether you can contribute time, knowledge, or wealth, the city needs all of us to bring our best. York City, our families, and our children deserve it!

Respectfully submitted,

A handwritten signature in black ink, appearing to read "Tommy Williams", with a stylized, flowing script.

Tommy Williams
Acting Business Administrator
City of York, Pennsylvania

FINDING YOUR WAY AROUND THE BUDGET BOOK

A municipal budget is a financial operations plan that is a prospective. It is a plan for future action and an estimate and allocation of future resources to fund those future actions. The budget contains a large volume of information and can be difficult to navigate. Below is a guide to help you understand this document.

The **Introduction** contains a message from the Mayor along with general information about the City of York.

In the **Summary** section you will find the highlights of the previous year and the highlights anticipated for the coming year. Charts and graphs give a quick and easy way to view the revenue and expenditures expected in 2019.

The City is organized in **six categories/departments**. A description of the department is found at the beginning of each section. Detail to support the numbers found in the Summary section will be found in the **Detail** area. Both revenue and expenditures are listed line by line. Knowledge of the account number structure is crucial to understanding the layout of the reports.

fund		dept	account	cost center
10	General Fund	110	Council	
20	Recreation Fund	120	City Controller	3XXXX Revenue Acct XXXXX
21	Liquid Fuels	130	City Treasurer	
22	Degradation	140	Mayor	4XXXX Expense Acct
25	State Health	150	City Solicitor	
30	CDBG	160	Human Relations Commission	
31	HOME	200	Business Administration	
32	High Risk Loan	201	Human Resources	
33	CDBG-Rental Rehab	202	Risk Management	
35	PHFA-Rental Rehab	210	Finance	
40	1995 BISF	213	Central Services	
41	1998 BISF	220	Information Technology	
44	2011 BISF	230	Parking	
45	2017 BISF	400	Economic and Community Development	
50	Capital Projects	411	Permits, Planning & Zoning	
60	Sewer	413	Health	
61	Inter-Municipal Sewer Fund	414	Housing	
62	Sewer Transportation	420	Public Works	
65	Ice Rink	421	Highway	
66	White Rose Community Television	422	Building/Electrical	
70	Internal Services	423	Fleet	
93	Weyer Trust	424	Environmental Services	
		425	Recreation/Parks	
		426	Ice Rink	
		440	WWTP	
		441	MIPP	
		442	Sewer Maintenance	
		500	Police	
		600	Fire	

City of York



2019 Annual Budget

TABLE OF CONTENTS

INTRODUCTION

Mayor's Message	
Executive Summary	

SUMMARY

Request Amount by Fund	1
MMO	3
General Obligation Bond Debt	5
Debt Obligation Comparison	9
Capital Projects Listing	11
Real Estate Tax	15
Sewer System	17
Sewer Debt Service	23
City of York Organizational Chart	35

DETAIL

Elected / Appointed

Council	39
Controller	45
Treasurer	51
Mayor	57
Solicitor	63
Human Relations	69

Business Administration

Business Administration	75
Human Resources	85
Risk Management	91

City of York



2019 Annual Budget

TABLE OF CONTENTS

DETAIL

Business Administration, continued

Finance	97
Central Services	111
Information Technology	119
Parking	125

Economic & Community Development

Economic & Community Development	137
Permits, Planning & Zoning	145
Health	155
Housing	177

Public Works

Public Works	195
Highway	211
Building / Electrical	223
Fleet	231
Environmental Services	237
Recreation / Parks	245
Ice Rink	259
WWTP	271
MIPP	281
Sewer Maintenance	287

Police	295
---------------	-----

Fire	309
-------------	-----

Ordinances

Appropriations

2019 Real Estate Tax Rate

Request Amount by Fund

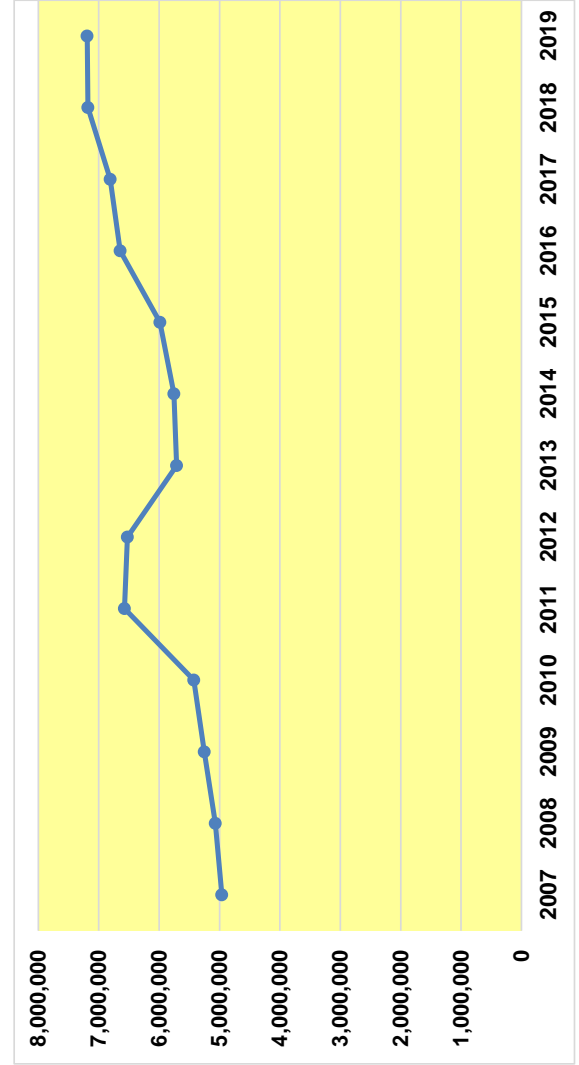
Fund	Fund Description		2018 Adjusted Budget	2018 Projected Year End	2019 Approved Budget	2019 Variance	Balanced by Using Prior Year Fund Balance
10 -	GENERAL	Revenue:	\$ (46,324,763)	\$ (45,644,087)	\$ (47,587,763)		
		Expense:	\$ 46,134,668	\$ 45,073,759	\$ 49,072,588	\$ 1,484,825	\$ (1,730,188)
20 -	RECREATION	Revenue:	\$ (1,808,738)	\$ (1,544,909)	\$ (1,841,501)		
		Expense:	\$ 1,783,365	\$ 1,730,834	\$ 1,841,501	\$ -	\$ -
21 -	LIQUID FUELS	Revenue:	\$ (1,347,056)	\$ (1,356,435)	\$ (1,202,290)		
		Expense:	\$ 1,324,787	\$ 1,040,846	\$ 1,328,815	\$ 126,525	\$ (126,525)
22 -	DEGRADATION	Revenue:	\$ (90,000)	\$ (26,807)	\$ (55,000)		
		Expense:	\$ 99,662	\$ 59,662	\$ 60,162	\$ 5,162	\$ (5,162)
25 -	STATE HEALTH GRANTS	Revenue:	\$ (1,662,962)	\$ (1,347,207)	\$ (1,513,888)		
		Expense:	\$ 1,593,285	\$ 1,344,913	\$ 1,513,888	\$ -	\$ -
30 -	CDBG	Revenue:	\$ (2,127,122)	\$ (1,761,701)	\$ (1,829,125)		
		Expense:	\$ 2,167,122	\$ 1,761,701	\$ 1,829,125	\$ -	\$ -
31 -	HOME	Revenue:	\$ (1,660,577)	\$ (500,638)	\$ (830,564)		
		Expense:	\$ 918,027	\$ 500,638	\$ 830,564	\$ -	\$ -
32 -	HIGH RISK	Revenue:	\$ (40,000)	\$ (35,044)	\$ (20,000)		
		Expense:	\$ 40,000	\$ 35,000	\$ 20,000	\$ -	\$ -
33 -	CDBG-RENTAL REHAB	Revenue:	\$ (6,210)	\$ (6,383)	\$ (6,375)		
		Expense:	\$ 6,210	\$ 6,374	\$ 6,375	\$ -	\$ -
35 -	PHFA-RENTAL REHAB	Revenue:	\$ -	\$ (39)	\$ -		
		Expense:	\$ -	\$ -	\$ -	\$ -	\$ -
40 -	1995 BISF	Revenue:	\$ (4,207,539)	\$ (4,296,401)	\$ (4,194,928)		
		Expense:	\$ 4,191,525	\$ 4,191,525	\$ 4,191,525	\$ (3,403)	\$ -
41 -	1998 BISF	Revenue:	\$ (165,253)	\$ (140,497)	\$ (162,285)		
		Expense:	\$ 161,100	\$ 160,972	\$ 161,100	\$ (1,185)	\$ -
42 -	2001 ICE RINK BISF	Revenue:	\$ -	\$ (26,136)	\$ -		
		Expense:	\$ -	\$ -	\$ -	\$ -	\$ -
43 -	2002 BISF	Revenue:	\$ -	\$ (477)	\$ -		
		Expense:	\$ -	\$ -	\$ -	\$ -	\$ -
44 -	2011 BISF	Revenue:	\$ (274,950)	\$ (246,038)	\$ (273,700)		
		Expense:	\$ 274,950	\$ 273,900	\$ 273,700	\$ -	\$ -
45 -	2017 BISF	Revenue:	\$ (678,115)	\$ (676,572)	\$ (681,015)		
		Expense:	\$ 677,435	\$ 678,435	\$ 678,235	\$ (2,780)	\$ -
50 -	CAPITAL PROJECTS	Revenue:	\$ (3,335,068)	\$ (1,240,439)	\$ (3,559,882)		
		Expense:	\$ 3,306,737	\$ 1,250,313	\$ 3,559,882	\$ -	\$ -

Request Amount by Fund

Fund	Fund Description		2018 Adjusted Budget	2018 Projected Year End	2019 Approved Budget	2019 Variance	Balanced by Using Prior Year Fund Balance
60 -	SEWER	Revenue:	\$ (15,110,638)	\$ (12,416,913)	\$ (14,956,691)		
						\$ (18,361)	\$ -
		Expense:	\$ 15,058,283	\$ 14,138,560	\$ 14,938,330		
61 -	IMSF	Revenue:	\$ (9,616,179)	\$ (8,855,724)	\$ (9,684,490)		
						\$ (51,916)	\$ -
		Expense:	\$ 9,536,999	\$ 10,462,056	\$ 9,632,574		
62 -	SEWER TRANSPORTATION	Revenue:	\$ -	\$ (76,128)	\$ -		
						\$ -	\$ -
		Expense:	\$ -	\$ -	\$ -		
65 -	ICE RINK	Revenue:	\$ (927,663)	\$ (950,771)	\$ (1,003,375)		
						\$ (87,079)	\$ -
		Expense:	\$ 861,370	\$ 792,214	\$ 916,296		
66 -	WHITE ROSE COMMUNITY TELEVISION	Revenue:	\$ (196,830)	\$ (196,465)	\$ (197,863)		
						\$ (71,177)	\$ -
		Expense:	\$ 126,756	\$ 115,998	\$ 126,686		
70 -	INTERNAL SERVICES	Revenue:	\$ (14,403,927)	\$ (14,767,320)	\$ (17,435,033)		
						\$ 3,288	\$ (3,288)
		Expense:	\$ 16,537,927	\$ 18,270,917	\$ 17,438,321		
93 -	WEYER TRUST	Revenue:	\$ (141,000)	\$ (133,201)	\$ (131,004)		
						\$ -	\$ -
		Expense:	\$ 163,145	\$ 151,283	\$ 131,004		
TOTALS		Revenue:	\$ (104,124,589)	\$ (96,246,329)	\$ (107,166,773)		
						\$ 1,383,900	\$ (1,865,163)
		Expense:	\$ 104,963,351	\$ 102,039,899	\$ 108,550,673		

Minimum Municipal Obligation Comparison

	Police	Fire	O&E	Total
	Obligation	Obligation	Obligation	Obligation
	Increase from Prior Year	Increase from Prior Year	Increase from Prior Year	Increase from Prior Year
2007	2,988,309	1,641,164	331,360	4,960,833
2008	3,052,400	1,681,386	335,270	5,069,056
2009	3,120,389	1,785,031	344,088	5,249,508
2010	3,244,829	1,805,385	376,684	5,426,898
2011	3,842,987	1,972,854	759,447	6,575,288
2012	3,828,655	1,933,875	762,020	6,524,550
2013	3,428,955	1,521,930	757,667	5,708,552
2014	3,491,221	1,537,319	724,531	5,753,071
2015	2,565,853	2,217,245	1,204,572	5,987,670
2016	2,930,585	2,446,360	1,267,897	6,644,842
2017	2,633,544	2,883,556	1,291,264	6,808,364
2018	5,545,974	0	1,635,000	7,180,974
2019	5,598,190	0	1,592,280	7,190,470
				9,496



Debts

General Obligation Bonds

1995 Debt Service

Original Amount - \$64,205,000.00
Outstanding Balance - \$16,920,000.00 (as of 12/31/18)

Issued to fully fund the Police, Fire, and O & E pension funds.
Paid for by the State (Pension - State Aid) and real estate tax allocation.

2018	\$	4,190,000.00
2019	\$	4,190,000.00
2020	\$	4,190,000.00
2021	\$	4,190,000.00
2022	\$	4,350,000.00

1998 Debt Service

Original Amount - \$29,750,000.00
Outstanding Balance - \$10,550,000.00 (as of 12/31/18)

Issued to finance large City purchases and projects, such as:
Boundary Ave. Project, Curbs & Sidewalks, Sign Upgrades, Visitor Center, George St. Project,
Financial Mgmt. Info. Sys., and Fire Trucks.
Part of this bond issue was refinanced and money was loaned to the General Authority for the City
Parking System.

Paid for by the General Authority (thru 2011) and real estate tax allocation.

2018	\$	160,000.00
2019	\$	160,000.00
2020	\$	160,000.00
2021	\$	160,000.00
2022	\$	5,000.00

2011 Debt Service

Original Amount - \$2,200,000.00
Outstanding Balance - \$1,530,000.00 (as of 12/31/18)

Issued to finance the following City projects:
The new City Hall (101 S. George St.), improvements to new City Hall, community centers,
Sewer Authority project (Poor House Run), Northwest Triangle final acquisition,
Northwest Triangle sewer line and GESA 2011

2018	\$	273,950.00
2019	\$	272,700.00
2020	\$	270,550.00
2021	\$	262,500.00
2022	\$	259,000.00

2017 Debt Service

Original Amount - \$13,885,000.00
Outstanding Balance - \$13,880,000.00 (as of 12/31/18)

Issued to finance the following City projects:
Refinance the Series of 2011 bonds and the Series of 2001 bonds

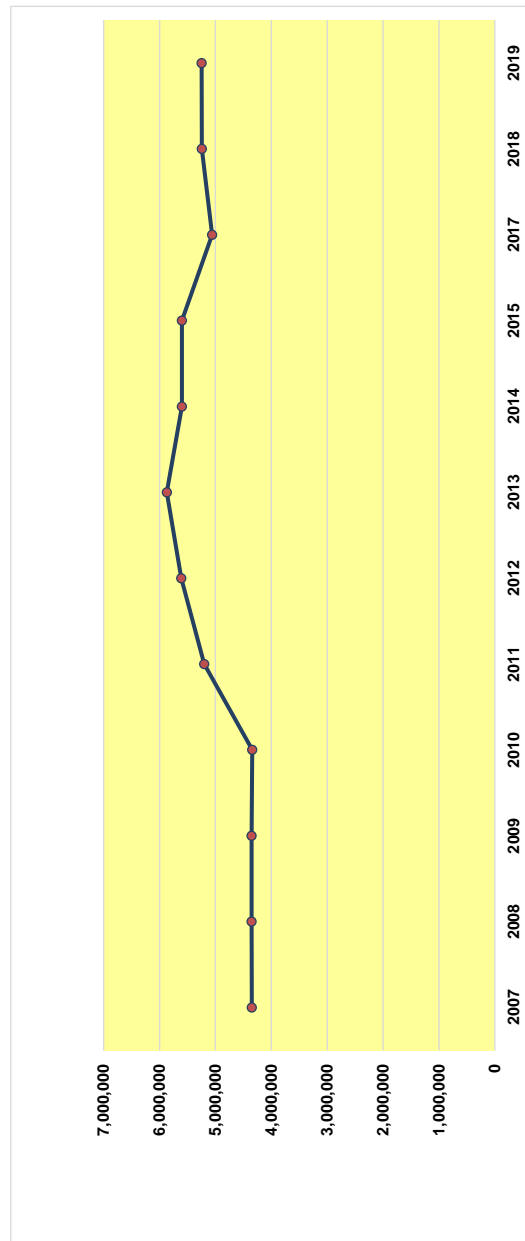
2018	\$	677,435.25
2019	\$	677,235.25
2020	\$	677,035.25
2021	\$	676,835.25

**GENERAL OBLIGATION
1995, 1998, 2011 & 2017 DEBT SERVICE**

YEAR	PRINCIPAL	INTEREST	TOTAL
2019	4,490,000.00	809,935.26	5,299,935.26
2020	4,500,000.00	797,585.26	5,297,585.26
2021	4,505,000.00	784,355.26	5,289,355.26
2022	4,610,000.00	511,637.26	5,121,637.26
2023	4,620,000.00	752,435.26	5,372,435.26
2024	4,635,000.00	732,577.76	5,367,577.76
2025	4,650,000.00	711,570.26	5,361,570.26
2026	4,860,000.00	694,920.26	5,554,920.26
2027	4,645,000.00	240,650.00	4,885,650.00
Total	\$ 41,515,000.00	\$ 6,035,666.58	\$ 47,550,666.58

Debt Obligation Comparison

	1995 Bond		1998 Bond		2011 Bond		2017 Bond		Total	
	Obligation	from Prior	Obligation	from Prior	Obligation	from Prior	Obligation	from Prior	Obligation	from Prior
2001	2,026,781		972,913		972,913		972,913		2,999,694	0
2007	2,500,090		1,848,735						4,348,825	2,868
2008	2,674,845	174,755	1,676,845	-171,887					4,351,693	751
2009	2,808,400	133,555	1,544,044	-132,804					4,352,444	-11,433
2010	2,885,000	76,600	1,456,012	-88,033					4,341,012	8,333
2011	3,015,000	130,000	1,334,344	-121,667	849,595				5,198,939	410,753
2012	3,355,000	340,000	996,780	-337,564	1,257,912	408,317			5,609,692	260,509
2013	3,495,000	140,000	855,000	-141,780	1,520,201	262,289			5,870,201	-270,239
2014	3,840,000	345,000	510,000	-345,000	1,249,963	-270,239			5,599,963	-1,863
2015	3,990,000	150,000	360,000	-150,000	1,248,100	-1,863			5,598,100	-644,879
2017	4,150,000	160,000	200,000	-160,000	603,221	-644,879	104,601		5,057,822	-386,617
2018	4,190,000	40,000	160,000	-40,000	216,604	-386,617	677,435	572,834	5,244,040	606,303
2019	4,190,000	0	160,000	0	219,686	606,303	677,236	-199	5,246,922	



**City of York
2019
Capital Project Listing**

Permits, Zoning & Inspections		
50-411-46101-00000	Vehicle/Lease Purchase	\$ 11,600.00
	Vehicle lease/purchase obligation. Year two of four	
Public Works		
50-420-46100-00000	Vehicles	\$ 35,000.00
	Lease purchase of (2) 4wd SUV's, (2) 3/4 ton pick up w/plow and (1) 1-Ton truck w/plow and a set of replacement jaws for the Sanitation from loader, year	
50-420-46170-00000	Other Capital Equipment	\$ 154,250.00
	Energy Efficient Projects	
50-420-46101-00081	Vehicle/Lease Purchase	\$ 78,500.00
	Sand Pro Buniker Pump, Cheverolet Silverado, Ford F-250, Ford F-350 Tennant ATLV 4300 Litter Vacuum and Exmark Lazer Mower	
50-420-42010-00322	Architect/Engineer/Consultant	\$ 226,421.00
	Fees associated with Rail Trail Project	
50-420-47120-00322	Constnution	\$ 1,096,083.00
	Construction costs associated with Rail Trail Project	
50-420-47120-10172	Constnution	\$ 686,543.00
	TAP- Bicycle Infrastructure Improvements	
50-420-42010-10195	Architect/Engineer/Consultant	\$ 25,000.00
	Engineer fees for DEP Memorial Park Poorhouse Run Project	
50-420-47120-10195	Constnution	\$ 175,000.00
	Construction costs associated with DEP Memorial Park Poorhouse Run Project.	
50-420-42010-10196	Architect/Engineer/Consultant	\$ 20,000.00
	Engineer fees for DCNR Memorial Park Poorhouse Run Project	
50-420-43160-10196	Other Special Items	\$ 5,000.00
	PA DEP permits for DCNR Memorial Park Poorhouse Run Project	
50-420-47120-10196	Constnution	\$ 175,000.00
	Streambank restoration and planting Memorial Park Poorhouse Run	
Environmental Services		
50-424-46170-00000	Other Capital Equipment	\$ 12,000.00
	First year of a ten year project to replace street containers for foot traffic /litter.	
Recreation/Parks		
50-425-47130-00331	Other Capital Construction	\$ 125,000.00
	Replace fencing & lights at Memorial Park	
50-425-42010-10171	Architect/Engineer/Consultant	\$ 100,000.00
	Thackston Park renovations	
Parking		
50-230-46120-00045	Data Processing Equipment	\$ 30,000.00
	Replace Enforcement Handhelds. The ones the officers use are going to be obsolete.	

City of York
2019
Capital Project Listing

Police	50-500-46100-00000	Vehicles (3) Ford Explorer Police Package for Patrol	\$ 120,000.00
	50-500-46121-10188	Capital - DP Software 2017 JAG Funding - Power DMS and Cellebrite Subscriptions - Carry Over funds into 2019.	\$ 9,800.00
	50-500-46180-10188	Weapons 2017 JAG Funding - Taser - Replace existing equipment equipment.	\$ 2,265.00
Fire	50-600-46101-00000	Vehicle/Lease Purchase Lease payment for the Pierce Fire apparatus. This is the final payment.	\$ 282,420.00
	50-600-47110-00000	Building Improvement Replace sidewalks at Station 1&2, Upgrade Station Security, Replace rrofs at Station 1&2.	\$ 190,000.00
			<u><u>\$ 3,559,882.00</u></u>

REAL ESTATE TAX

Allocation Factors - Millage

	2010		2011		2012		2013		2014	
	millage	percentage	millage	percentage	millage	percentage	millage	percentage	millage	percentage
GENERAL FUND	12.365	60.71%	13.864	68.07%	18.346	90.08%	15.8810	77.98%	16.0347	78.73%
RECREATION FUND	1.000	4.91%	1.250	6.14%	1.250	6.14%	1.2500	6.14%	1.2500	6.14%
1983 & PRIOR B. I. SINKING FUND	1.189	5.84%	1.189	5.84%		0.00%	1.6250	7.98%	1.6480	8.09%
1986-1992 B. I. SINKING FUND	0.119	0.58%	0.119	0.58%	0.119	0.58%	0.4190	2.06%	0.8840	4.34%
1990 B. I. SINKING FUND	0.312	1.53%	0.312	1.53%		0.00%	0.5400	2.65%	0.5490	2.70%
1995 B. I. SINKING FUND	0.651	3.20%	0.651	3.20%	0.651	3.20%	0.6510	3.20%	0.0000	0.00%
1998 B. I. SINKING FUND										
2001 B. I. SINKING FUND										
2002 B. I. SINKING FUND										
TOTAL	15.64	76.77%	17.38	85.36%	20.37	100.00%	20.37	100.00%	20.37	100.00%

	2015		2016		2017		2018		2019	
	millage	percentage	millage	percentage	millage	percentage	millage	percentage	millage	percentage
GENERAL FUND	16.0347	78.73%	15.5620	77.18%	15.4547	78.23%	15.2575	80.45%	15.3705	81.05%
RECREATION FUND	1.2500	6.14%	1.2500	6.20%	1.0000	5.06%	1.0000	5.27%	1.0000	5.27%
1995 B. I. SINKING FUND	1.6480	8.09%	2.3000	11.41%	2.4500	12.40%	2.4900	13.13%	2.3500	12.39%
1998 B. I. SINKING FUND	0.8840	4.34%	0.3800	1.88%	0.1850	0.94%	0.1300	0.69%	0.1540	0.81%
2001 B. I. SINKING FUND	0.5490	2.70%	0.6700	3.32%	0.6650	3.37%				
2002 B. I. SINKING FUND							0.0870	0.46%	0.0900	0.47%
2017 B. I.										
TOTAL	20.37	100.00%	20.16	100.00%	19.75	100.00%	18.96	100.00%	18.96	100.00%

SEWER SYSTEM STRUCTURE DESCRIPTION

Intermunicipal Sewer Fund

City Sewer Fund

Information on the City Sewer Fund and the Intermunicipal Sewer Fund (IMSF) are presented throughout this budget. This section explains the structure of the sewer and wastewater treatment plant system and the accounting mechanisms for that system.

The City was the creator of the York City Sewer Authority (YCSA). The Authority owns the Wastewater Treatment Plant. In the late 1980's and early 1990's plant improvements were made for biological phosphorus and ammonia removal. This plant upgrade was financed through bond issues in an amount approaching \$80 million. The City guaranteed these bonds.

More recently the YCSA awarded several contracts to upgrade the wastewater treatment plant and sanitary sewer system. This work included improvements to the biosolids conditioning process, replacement of building roofs, building improvements for the Ostara project, purchase and installation of the Capstone[®] microturbines, design and installation of an improved computer control system, and modifications to the existing biological process that allows for greater removal percentages for both phosphorus and nitrogen compounds. In addition, a section of the Poorhouse Run sanitary sewer system was replaced. The YCSA funded these projects through bank notes and bond issues. The estimated cost for all of these improvements was \$48 million. Grant funding was obtained in the amount of \$3,392,100.

The Authority leases the Wastewater Treatment Plant to the City, which in turn subleases a share of that facility to six other municipalities: West York Borough, North York Borough, Manchester Township, Spring Garden Township, West Manchester Township and York Township. Through lease documents and other intermunicipal agreements the City and these municipalities have agreed on how the costs of repaying the debt and operation costs associated with the plant will be apportioned.

The actual costs of operating the plant are shown in the Intermunicipal Sewer Fund (IMSF), a fund maintained by the City, but independently audited and subject to scrutiny by the other municipalities. System-wide debt service is paid through the City Sewer Fund. It is a predetermined amount agreed to by all parties. The revenue necessary to pay these expenses is also shown in this fund. The plant operators are City employees, and their costs dovetail into the City's operation costs. The City apportions certain administrative costs directly to the IMSF.

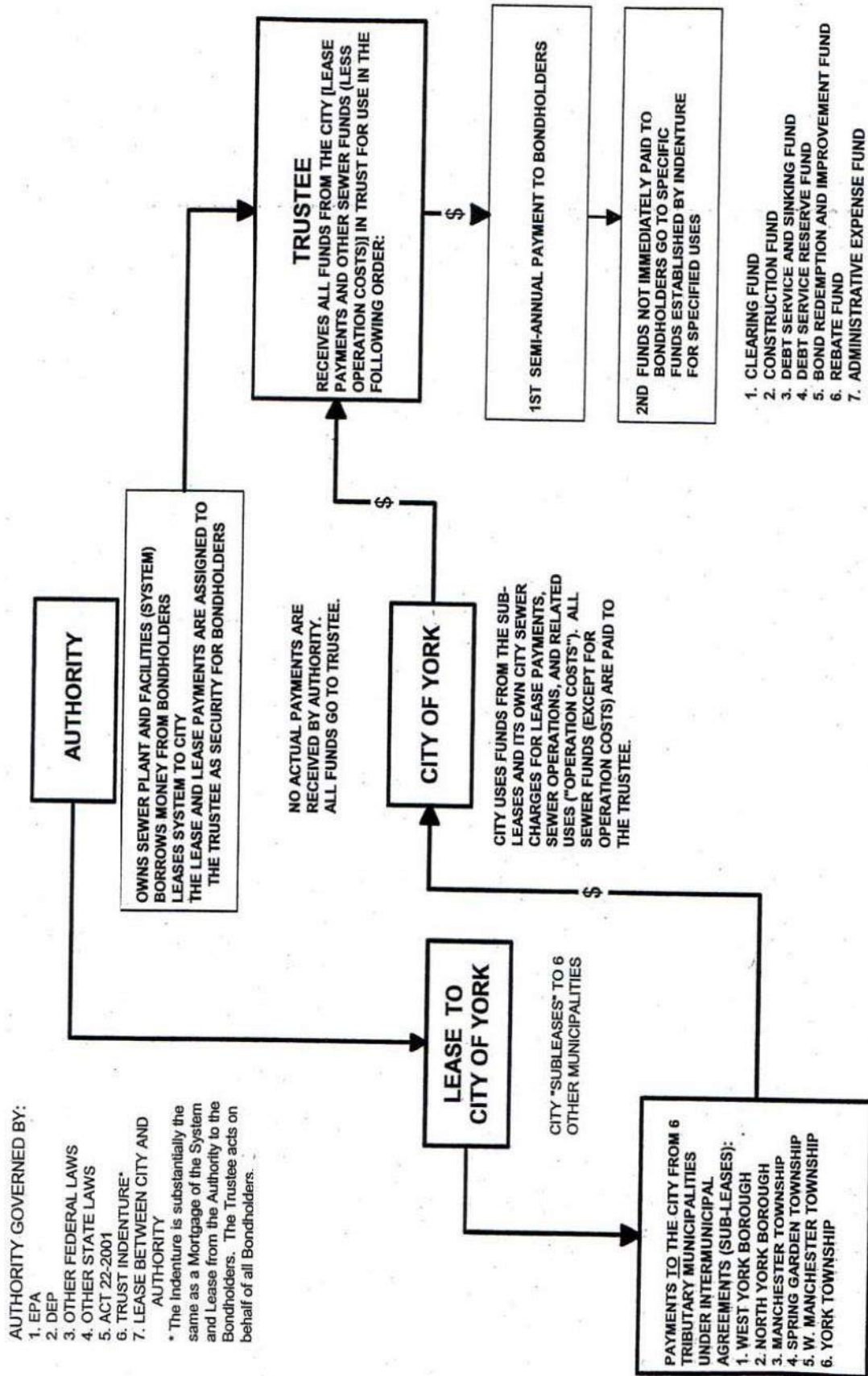
Each municipality, which contributes to the Wastewater Treatment Plant, does so through a collection system it owns, and in some cases also through City-owned lines if necessary to move waste to the plant. Each municipality generally maintains its own lines, except in the case of major "interceptor" lines, which serve more than one municipality. The costs to repair or replace these interceptor lines are initially borne by the Sewer Authority and later passed on to the contributing municipalities. If a municipality uses City-owned lines, it pays a charge that is used to pay a proportional share of maintaining or upgrading those lines.

Each municipality also sets its own sewer rates, which are separate and distinct from the treatment rates charged by the City to the municipalities. A municipality's rates are based on its share of the Wastewater Treatment Plant costs, plus expenses it incurs in owning and maintaining a collection system.

In the case of the City, revenue from the payment of sewer charges by City property owners is deposited in the City Sewer Fund. Out of this fund, the City pays its charge to the Intermunicipal Sewer Fund, plus its costs of maintaining its own sewer collection system and any administrative costs it may internally allocate to sewer maintenance or revenue collection.

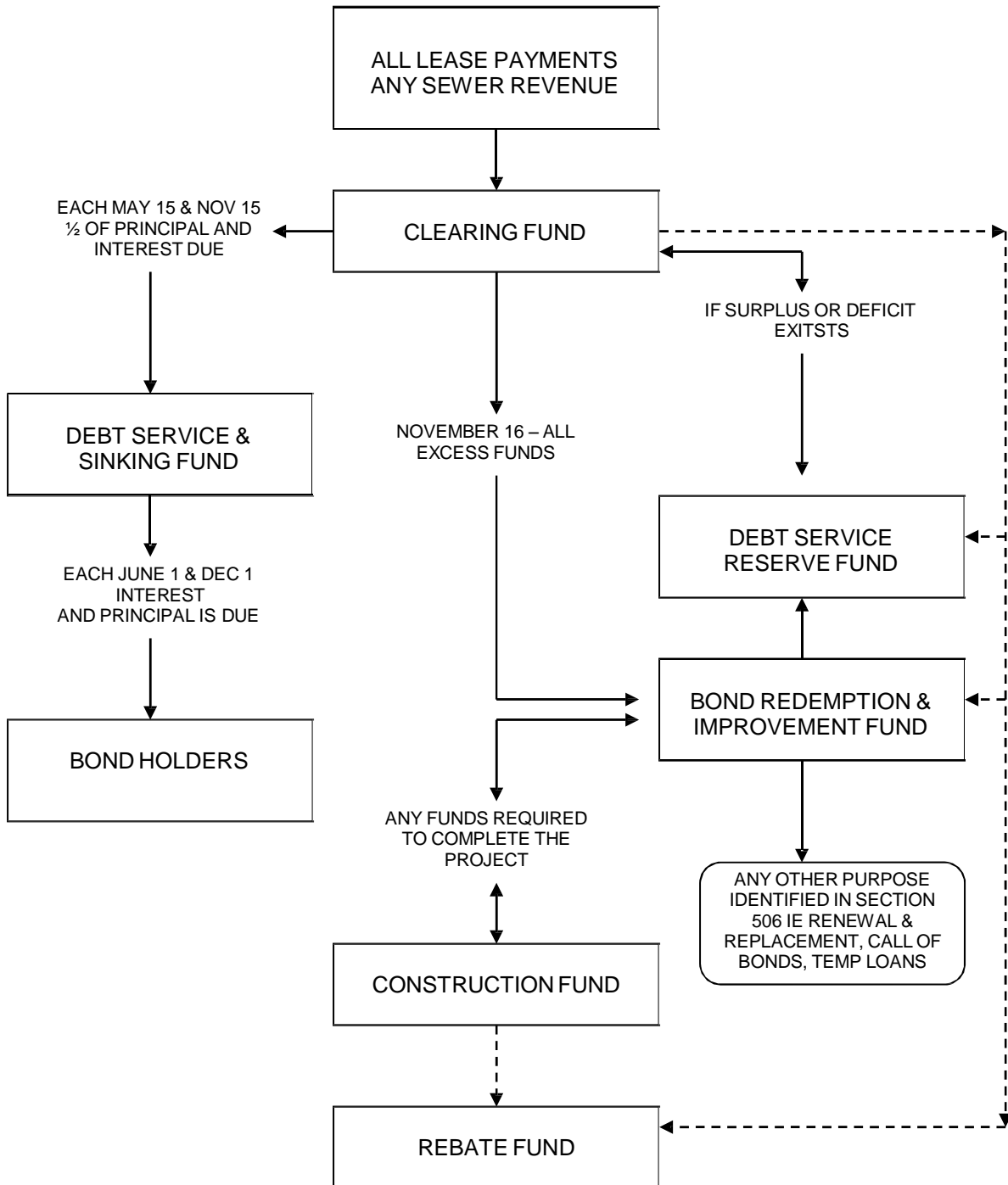
The chart on the following page provides a "snapshot" view of the flow of funds and structure of the system.

YORK CITY SEWER AUTHORITY



YORK CITY SEWER AUTHORITY

ONGOING FLOW OF FUNDS



Revenue Bonds

2008

Sewer Debt Service

Original Amount - \$10,000,000.00
 Outstanding Balance - \$10,000,000.00 (as of 12/31/16)

Issued to upgrade the Wastewater Treatment Plant.

Classified as self-liquidating.

Paid for by City property owner fees and predetermined allocations from the townships and boroughs that use the sewer system.

2018	\$	753,700.00
2019	\$	4,069,962.85
2020	\$	4,103,428.60
2021	\$	1,912,263.85

SEWER REVENUE BONDS 2008

YEAR	PRINCIPAL	INTEREST	5% REQUIREMENT	DEBT SERVICE PAYMENTS
2019	\$ 445,000.00	\$ 294,000.00	\$ 14,700.00	\$ 753,700.00
2020	\$ 3,775,000.00	\$ 280,917.00	\$ 14,045.85	\$ 4,069,962.85
2021	\$ 3,925,000.00	\$ 169,932.00	\$ 8,496.60	\$ 4,103,428.60
2022	\$ 1,855,000.00	\$ 54,537.00	\$ 2,726.85	\$ 1,912,263.85
Total	\$ 10,000,000.00	\$ 799,386.00	\$ 14,700.00	\$ 10,839,355.30

Revenue Bonds
2010 A

Sewer Debt Service

Original Amount - \$10,540,000.00
Outstanding Balance - \$6,770,000.00 (as of 12/31/17)

Refinanced Sewer Revenue Bond Series of 2007.

Classified as self-liquidating.

Paid for by City property owner fees and predetermined allocations from the townships and boroughs that use the sewer system.

2018	\$	3,948,813.75
2019	\$	3,477,022.50

**SEWER REVENUE BONDS
2010 A**

YEAR	PRINCIPAL	INTEREST	5% REQUIREMENT	SEWER AUTHORITY	
				ADMINISTRATIVE CHARGE	DEBT SERVICE PAYMENTS
2018	\$ 3,555,000.00	\$ 205,775.00	\$ 188,038.75		\$ 3,948,813.75
2019	\$ 3,215,000.00	\$ 96,450.00	\$ 165,572.50		\$ 3,477,022.50
Total	\$ 6,770,000.00	\$ 302,225.00	\$ 353,611.25	\$ -	\$ 7,425,836.25

Sewer Revenue Bonds

2017

Sewer Debt Service

Original Amount - \$21,025,000.00
 Outstanding Balance - \$21,020,000.00 (as of 12/31/18)

Refinanced Sewer Revenue Bond Series of 2010.

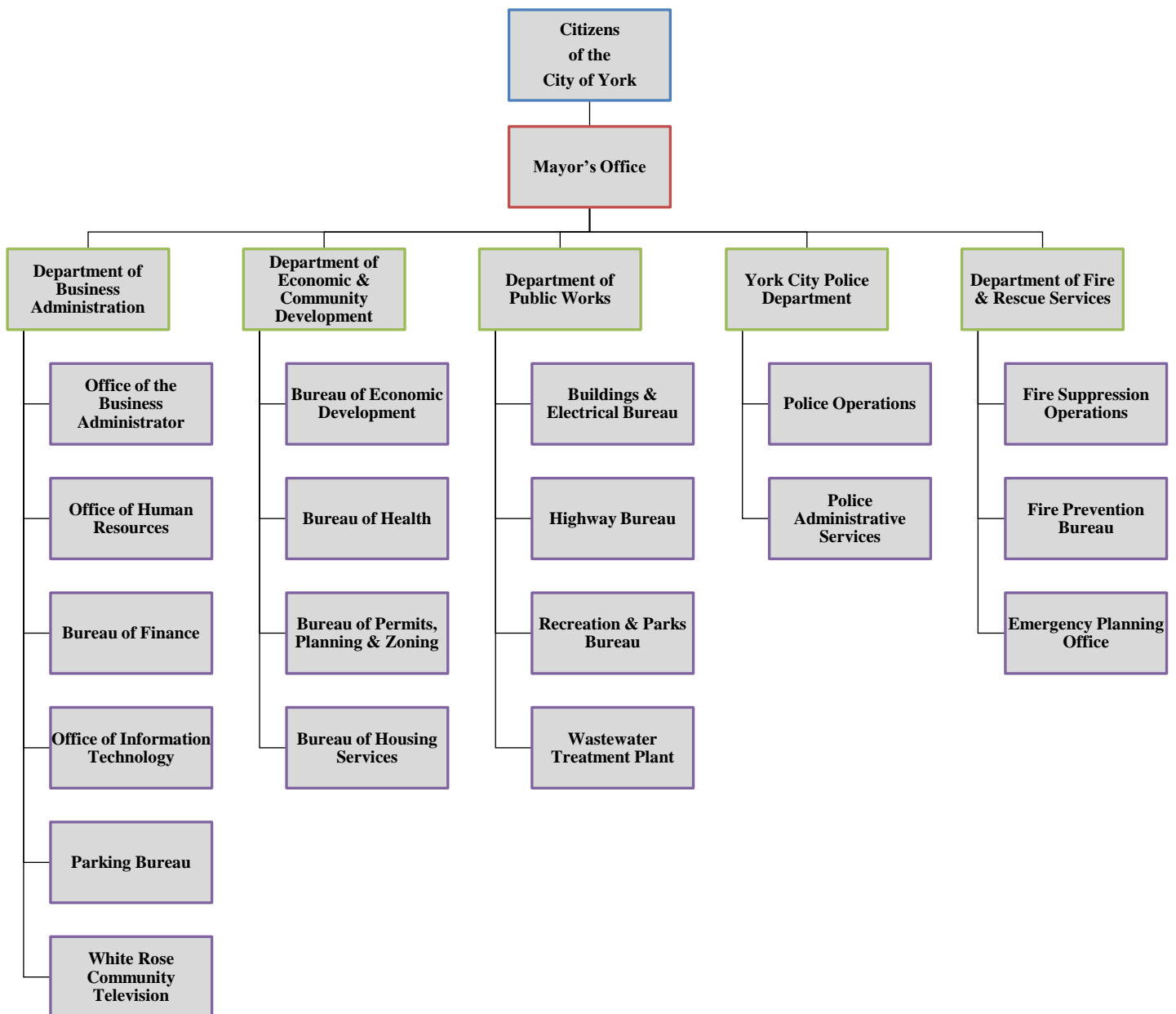
Classified as self-liquidating.

Paid for by City property owner fees and predetermined allocations from the townships and boroughs that use the sewer system.

2018	\$	1,006,526.20
2019	\$	1,087,632.00
2020	\$	1,087,537.50
2021	\$	1,087,432.50
2022	\$	3,150,577.50

SEWER REVENUE BONDS 2017

YEAR	PRINCIPAL	INTEREST	5% REQUIREMENT	DEBT SERVICE PAYMENTS
2018	\$ 5,000.00	\$ 953,596.38	\$ 47,929.82	\$ 1,006,526.20
2019	\$ 5,000.00	\$ 1,030,840.00	\$ 51,792.00	\$ 1,087,632.00
2020	\$ 5,000.00	\$ 1,030,750.00	\$ 51,787.50	\$ 1,087,537.50
2021	\$ 5,000.00	\$ 1,030,650.00	\$ 51,782.50	\$ 1,087,432.50
2022	\$ 1,970,000.00	\$ 1,030,550.00	\$ 150,027.50	\$ 3,150,577.50
2023	\$ 3,975,000.00	\$ 951,750.00	\$ 246,337.50	\$ 5,173,087.50
2024	\$ 4,175,000.00	\$ 753,000.00	\$ 246,400.00	\$ 5,174,400.00
2025	\$ 4,380,000.00	\$ 544,250.00	\$ 246,212.50	\$ 5,170,462.50
2026	\$ 4,605,000.00	\$ 325,250.00	\$ 246,512.50	\$ 5,176,762.50
2027	\$ 1,900,000.00	\$ 95,000.00	\$ 99,750.00	\$ 2,094,750.00
Total	\$ 21,025,000.00	\$ 7,745,636.38	\$ 99,721.82	\$ 30,209,168.20



ELECTED / APPOINTED POSITIONS

Council

City Council holds the legislative power of City Government in accordance with the Optional Third Class Charter Law of the Commonwealth of Pennsylvania. Every legislative act of Council is done by Ordinance or Resolution. Council is comprised of five members including one President. Council members are elected at-large and serve four-year terms.

Controller

The Controller is elected to a four-year term and provides financial oversight for the City. The Controller reviews all requests for expenditures prior to payment being made. The Controller works closely with the Mayor to execute all bonds, notes, contracts and written obligations of the City.

Treasurer

The Treasurer's Office is responsible for the collection of Real Estate Taxes, the enforcement of Act 93 of 1994 – the Fire Escrow Act-. The Treasurer's Office also administers the special tax programs such as the Keystone Opportunity Zone Program and the LERTA/RETAP Programs within the City limits. The Treasurer is elected to a four-year term.

Mayor

As the Chief Executive of the City, it is the Mayor's responsibility to appoint department directors and oversee the operations of all departments. The Mayor sets the agenda for City initiatives and programs. The Mayor must sign all City contracts, notes and bonds. He is the City's spokesperson; he represents the City at public meetings and special events. The Mayor presents a budget to City Council for the coming year and reports on the condition and needs of the City government for the preceding year. The Mayor is elected to a four-year term.

ELECTED / APPOINTED POSITIONS

Continued

Solicitor

It is the responsibility of the Solicitor's Office to represent the City in all legal actions brought by or against the City and to render legal opinions to all City Officials. The Solicitor is appointed by the Mayor with the approval of City Council.

Human Relations

The Human Relations Commission's main function is to enforce the City's anti-discrimination ordinance, Article 185 of the Codified Ordinances. To monitor and report tension situations and promote diversity, equality and non-violence through education and outreach programs. The civil rights of all citizens are protected by the Human Relations Commission.

COUNCIL

Revenue Total		Expense Total	
Total Adj. Budget:	\$0	Total Adj. Budget:	\$224,720
Total Projected:	\$0	Total Projected:	\$223,616
Total Requested:	\$0	Total Requested:	\$241,398

Account #	Account Description	2018 Adjusted Budget	2018 Projected Year End	2019 Budget Request
EXPENDITURES				
10-110-40010-00000	SALARIES/WAGES	\$115,000	\$114,201	\$116,625
10-110-40050-00000	VACATION	\$0	\$4,010	\$0
10-110-41010-00000	FICA	\$8,798	\$9,043	\$8,922
10-110-42070-00000	OTHER PROFESSIONAL SERVICES	\$2,500	\$0	\$2,500
10-110-43190-00000	CENTRAL SERVICES ALLOCATIONS	\$16,873	\$16,873	\$12,448
10-110-43191-00000	INFO SERVICES ALLOCATIONS	\$2,738	\$2,738	\$2,738
10-110-43192-00000	HUMAN RESOURCES ALLOCATIONS	\$8,082	\$8,082	\$8,074
10-110-43193-00000	INSURANCE ALLOCATIONS	\$21,196	\$21,196	\$33,418
10-110-43194-00000	BUSINESS ADMIN ALLOCATIONS	\$47,283	\$47,283	\$51,424
10-110-44030-00000	ASSOCIATION DUES/CONFERENCES	\$800	\$0	\$0
10-110-44210-00000	OTHER REPAIR SERVICE	\$0	\$0	\$250
10-110-44400-00000	OTHER CONTRACTUAL SERVICES	\$0	\$0	\$4,000
10-110-45020-00000	OFFICE/DATA PROCESSING	\$500	\$101	\$0
10-110-45090-00000	BOOKS/SUBSCRIPTIONS	\$250	\$0	\$0
10-110-45300-00000	OTHER SUPPLIES/MATERIALS	\$500	\$90	\$1,000
10-110-46110-00000	OFFICE EQUIPMENT/FURNITURE	\$200	\$0	\$0
COST CENTER TOTAL (NONE):		\$224,720	\$223,616	\$241,398
FUND TOTAL (GENERAL):		\$224,720	\$223,616	\$241,398
EXPENSE TOTAL:		\$224,720	\$223,616	\$241,398

COUNCIL

Comment Report

Account #	Requested	Comment
<hr/>		
Revenue Total:	\$0	
<hr/>		
10-110-40010-00000	\$116,625	2019 Salary Scale
10-110-41010-00000	\$8,922	2019 Salary Scale
10-110-42070-00000	\$2,500	To secure steno services for Council public hearings.
10-110-43190-00000	\$12,448	Calculated: Internal Services
10-110-43191-00000	\$2,738	Calculated: Internal Services
10-110-43192-00000	\$8,074	Calculated: Internal Services
10-110-43193-00000	\$33,418	Calculated: Internal Services
10-110-43194-00000	\$51,424	Calculated: Internal Services
10-110-44210-00000	\$250	For service and repair to the typewriter located in the City Clerk's office.
10-110-44400-00000	\$4,000	To contract for services with The Walter Drane Company for maintaining an online database of the city's codified ordinances, as well as updates made to said ordinances throughout the year.
10-110-45300-00000	\$1,000	For purchase of archival boxes for resolutions & ordinances, archival paper, storage containers, etc.
<hr/>		
Expense Total:	\$241,398	
<hr/>		

COUNCIL

Fund Total Report

Fund	Fund Description		2018 Adjusted Budget	2018 Projected Year End	2019 Budget Request
10	GENERAL	Revenue:	\$0	\$0	\$0
		Expense:	\$224,720	\$223,616	\$241,398
		Total Revenue:	\$0	\$0	\$0
		Total Expense:	\$224,720	\$223,616	\$241,398

COUNCIL

Cost Center Total Report

Cost Center	Cost Center Description		2018 Adjusted Budget	2018 Projected Year End	2019 Budget Request
00000	NONE	Revenue:	\$0	\$0	\$0
		Expense:	\$224,720	\$223,616	\$241,398
		Total Revenue:	\$0	\$0	\$0
		Total Expense:	\$224,720	\$223,616	\$241,398

Council

Position Title	Union	2018 FTE Approved	2018 Wages	2019 FTE Requested	2019 Wages	FTE Increase/ (Decrease)	Wages Increase/ (Decrease)
City Clerk	NAFF	1	\$65,000	1	\$66,625	0	\$1,625
Council Member	NAFF	4	\$40,000	4	\$40,000	0	\$0
Council President	NAFF	1	\$10,000	1	\$10,000	0	\$0
Total		6	\$115,000	6	\$116,625	0	\$1,625

Employee Totals	
NAFF	6
Full Time	6
Total	6

Fund Totals	
10 - General	\$116,625
Total	\$116,625

CONTROLLER

Revenue Total		Expense Total	
Total Adj. Budget:	\$0	Total Adj. Budget:	\$125,267
Total Projected:	\$0	Total Projected:	\$128,651
Total Requested:	\$0	Total Requested:	\$135,372

Account #	Account Description	2018 Adjusted Budget	2018 Projected Year End	2019 Budget Request
EXPENDITURES				
10-120-40010-00000	SALARIES/WAGES	\$64,766	\$63,789	\$68,665
10-120-40030-00000	OVERTIME	\$0	\$1,161	\$0
10-120-40050-00000	VACATION	\$0	\$1,356	\$0
10-120-40060-00000	HOLIDAY	\$0	\$1,446	\$0
10-120-40070-00000	SICK	\$0	\$235	\$0
10-120-41010-00000	FICA	\$4,955	\$5,201	\$5,253
10-120-43190-00000	CENTRAL SERVICES ALLOCATIONS	\$8,949	\$8,949	\$7,642
10-120-43191-00000	INFO SERVICES ALLOCATIONS	\$5,476	\$5,476	\$5,476
10-120-43192-00000	HUMAN RESOURCES ALLOCATIONS	\$2,694	\$2,694	\$2,691
10-120-43193-00000	INSURANCE ALLOCATIONS	\$22,217	\$22,217	\$28,253
10-120-43194-00000	BUSINESS ADMIN ALLOCATIONS	\$15,761	\$15,761	\$17,141
10-120-44350-00000	BOND INSURANCE	\$250	\$250	\$250
10-120-45020-00000	OFFICE/DATA PROCESSING	\$200	\$116	\$0
COST CENTER TOTAL (NONE):		\$125,267	\$128,651	\$135,372
FUND TOTAL (GENERAL):		\$125,267	\$128,651	\$135,372
EXPENSE TOTAL:		\$125,267	\$128,651	\$135,372

CONTROLLER

Comment Report

Account #	Requested	Comment
10-120-40010-00000	\$68,665	2019 Salary Scale
10-120-41010-00000	\$5,253	2019 Salary Scale
10-120-43190-00000	\$7,642	Calculated: Internal Services
10-120-43191-00000	\$5,476	Calculated: Internal Services
10-120-43192-00000	\$2,691	Calculated: Internal Services
10-120-43193-00000	\$28,253	Calculated: Internal Services
10-120-43194-00000	\$17,141	Calculated: Internal Services
10-120-44350-00000	\$250	Calculated: Internal Services
Expense Total:		\$135,372

CONTROLLER

Fund Total Report

Fund	Fund Description		2018 Adjusted Budget	2018 Projected Year End	2019 Budget Request
10	GENERAL	Revenue:	\$0	\$0	\$0
		Expense:	\$125,267	\$128,651	\$135,372
		Total Revenue:	\$0	\$0	\$0
		Total Expense:	\$125,267	\$128,651	\$135,372

CONTROLLER

Cost Center Total Report

Cost Center	Cost Center Description		2018 Adjusted Budget	2018 Projected Year End	2019 Budget Request
00000	NONE	Revenue:	\$0	\$0	\$0
		Expense:	\$125,267	\$128,651	\$135,372
		Total Revenue:	\$0	\$0	\$0
		Total Expense:	\$125,267	\$128,651	\$135,372

Controller

Position Title	Union	2018 FTE Approved	2018 Wages	2019 FTE Requested	2019 Wages	FTE Increase/ (Decrease)	Wages Increase/ (Decrease)
City Controller	NAFF	1	\$20,000	1	\$20,000	0	\$0
Deputy Controller	NAFF	1	\$47,008	1	\$48,665	0	\$1,657
Total		2	\$67,008	2	\$68,665	0	\$1,657

Employee Totals	
NAFF	2
Full Time	2
Total	2

Fund Totals	
10 - General	\$68,665
Total	\$68,665

TREASURER

Revenue Total		Expense Total	
Total Adj. Budget:	\$15,591,719	Total Adj. Budget:	\$303,293
Total Projected:	\$15,430,320	Total Projected:	\$240,700
Total Requested:	\$15,931,419	Total Requested:	\$308,943

Account #	Account Description	2018 Adjusted Budget	2018 Projected Year End	2019 Budget Request
REVENUE				
10-130-30010-00000	REAL ESTATE TAXES	\$13,526,719	\$13,256,185	\$13,702,169
10-130-30011-00000	REAL ESTATE TAXES - PRIOR	\$150,000	\$23,357	\$30,000
10-130-30014-00000	REALTY TRANSFER TAX	\$250,000	\$430,000	\$430,000
10-130-30020-00000	TAX CLAIM	\$1,500,000	\$1,556,280	\$1,575,000
10-130-35330-00000	TAX COLLECTION FEES - COUNTY	\$70,000	\$68,000	\$82,000
10-130-35340-00000	TAX COLLECTION FEES - SCHOOL	\$60,000	\$63,168	\$79,000
10-130-35341-00000	TAX COLLECTION FEES-YBIDA	\$3,000	\$3,500	\$3,500
10-130-35350-00000	TAX & SEWER CERTIFICATION/COP	\$28,000	\$18,680	\$27,000
10-130-35360-00000	DATA FILE SERVICE FEES	\$0	\$750	\$750
10-130-37110-00000	OVERAGES/SHORTAGES	\$0	\$9,000	\$0
COST CENTER TOTAL (NONE):		\$15,587,719	\$15,428,920	\$15,929,419
10-130-37080-00138	MISCELLANEOUS	\$4,000	\$1,400	\$2,000
COST CENTER TOTAL (COPIES):		\$4,000	\$1,400	\$2,000
FUND TOTAL (GENERAL):		\$15,591,719	\$15,430,320	\$15,931,419
REVENUE TOTAL:		\$15,591,719	\$15,430,320	\$15,931,419
EXPENDITURES				
10-130-40010-00000	SALARIES/WAGES	\$109,282	\$105,948	\$110,411
10-130-40030-00000	OVERTIME	\$5,000	\$41	\$500
10-130-40040-00000	SHIFT DIFFERENTIAL	\$0	\$9	\$0
10-130-40050-00000	VACATION	\$0	\$1,141	\$0
10-130-40060-00000	HOLIDAY	\$0	\$1,238	\$0
10-130-40070-00000	SICK	\$0	\$849	\$0
10-130-41010-00000	FICA	\$8,743	\$8,356	\$8,485
10-130-42070-00000	OTHER PROFESSIONAL SERVICES	\$21,500	\$2,624	\$16,000
10-130-43171-00000	REFUND-EXONERATIONS	\$50,000	\$12,927	\$20,000
10-130-43190-00000	CENTRAL SERVICES ALLOCATIONS	\$12,963	\$12,963	\$12,103
10-130-43191-00000	INFO SERVICES ALLOCATIONS	\$8,214	\$8,214	\$8,215
10-130-43192-00000	HUMAN RESOURCES ALLOCATIONS	\$4,041	\$4,041	\$4,037
10-130-43193-00000	INSURANCE ALLOCATIONS	\$50,309	\$50,309	\$87,556
10-130-43194-00000	BUSINESS ADMIN ALLOCATIONS	\$23,642	\$23,642	\$25,712
10-130-44010-00000	POSTAGE/SHIPPING	\$8,500	\$8,400	\$8,925
10-130-44400-00000	OTHER CONTRACTUAL SERVICES	\$0	\$0	\$800
10-130-46110-00000	OFFICE EQUIPMENT/FURNITURE	\$500	\$0	\$4,000
10-130-46120-00000	DATA PROCESSING EQUIPMENT	\$600	\$0	\$1,000
10-130-46121-00000	CAPITAL-DP SOFTWARE	\$0	\$0	\$1,200
COST CENTER TOTAL (NONE):		\$303,293	\$240,700	\$308,943
FUND TOTAL (GENERAL):		\$303,293	\$240,700	\$308,943
EXPENSE TOTAL:		\$303,293	\$240,700	\$308,943

TREASURER

Comment Report

Account #	Requested	Comment
10-130-30010-00000	\$13,702,169	15.3705 mils at 89% collection Assessed value as of August 2018 \$1,001,639,212
10-130-30011-00000	\$30,000	Real Estate Taxes Prior Reduced by Resolution 101
10-130-30014-00000	\$430,000	Realty Transfer Taxes Increased by Resolution No. 99 Reality Transfer Tax.
10-130-30020-00000	\$1,575,000	Based on historical collections(increased \$75,000.00).
10-130-35330-00000	\$82,000	Small reduction from prior year Increased by Resolution No. 99
10-130-35340-00000	\$79,000	Small increase from prior year Increased by Resolution No. 99
10-130-35341-00000	\$3,500	Small increase from prior year
10-130-35350-00000	\$27,000	Small Increase from prior year
10-130-35360-00000	\$750	Since the County & the school system are paying for the personnel and supplies to provide these documents, they could reasonably require that this revenue be divided between the three taxing entities. Other tax collectors in York County retain these fees as a portion of their income.
10-130-37080-00138	\$2,000	Do not anticipate as much revenue from document copies
Revenue Total:		\$15,931,419
10-130-40010-00000	\$110,411	2019 Salary Scale
10-130-40030-00000	\$500	2019 Salary Scale
10-130-41010-00000	\$8,485	2019 Salary Scale
10-130-42070-00000	\$16,000	For temporary employee services when needed. Increased by Resolution No. 100
10-130-43171-00000	\$20,000	Increased by Resolution No. 100
10-130-43190-00000	\$12,103	Calculated: Internal Services
10-130-43191-00000	\$8,215	Calculated: Internal Services
10-130-43192-00000	\$4,037	Calculated: Internal Services
10-130-43193-00000	\$87,556	Calculated: Internal Services
10-130-43194-00000	\$25,712	Calculated: Internal Services
10-130-44010-00000	\$8,925	To send out tax bills and reminder letters.
10-130-44400-00000	\$800	Software maintenance
10-130-46110-00000	\$4,000	To install protective glass to top portion of office door to allow employees to assist more than one customer at at time.
10-130-46120-00000	\$1,000	Upgraded equipment
10-130-46121-00000	\$1,200	Tax Collection Software

TREASURER

Comment Report

Account #	Requested	Comment
Expense Total:	\$308,943	

TREASURER

Fund Total Report

Fund	Fund Description		2018 Adjusted Budget	2018 Projected Year End	2019 Budget Request
10	GENERAL	Revenue:	\$15,591,719	\$15,430,320	\$15,931,419
		Expense:	\$303,293	\$240,700	\$308,943
		Total Revenue:	\$15,591,719	\$15,430,320	\$15,931,419
		Total Expense:	\$303,293	\$240,700	\$308,943

TREASURER

Cost Center Total Report

Cost Center	Cost Center Description		2018 Adjusted Budget	2018 Projected Year End	2019 Budget Request
00000	NONE	Revenue:	\$15,587,719	\$15,428,920	\$15,929,419
		Expense:	\$303,293	\$240,700	\$308,943
00138	COPIES	Revenue:	\$4,000	\$1,400	\$2,000
		Expense:	\$0	\$0	\$0
		Total Revenue:	\$15,591,719	\$15,430,320	\$15,931,419
		Total Expense:	\$303,293	\$240,700	\$308,943

Treasurer

Position Title	Union	2018 FTE Approved	2018 Wages	2019 FTE Requested	2019 Wages	FTE Increase/ (Decrease)	Wages Increase/ (Decrease)
City Treasurer	NAFF	1	\$28,000	1	\$28,000	0	\$0
Deputy Treasurer	NAFF	1	\$45,315	1	\$46,448	0	\$1,133
Clerk II Cashier	YPEA	1	\$35,963	1	\$35,963	0	\$0
Total		3	\$109,278	3	\$110,411	0	\$1,133

Employee Totals	
NAFF	2
Full Time	2
YPEA	1
Full Time	1
Total	3

Fund Totals	
10 - General	\$110,411
Total	\$110,411

MAYOR

Revenue Total		Expense Total	
Total Adj. Budget:	\$200	Total Adj. Budget:	\$325,882
Total Projected:	\$0	Total Projected:	\$304,371
Total Requested:	\$0	Total Requested:	\$327,960

Account #	Account Description	2018 Adjusted Budget	2018 Projected Year End	2019 Budget Request
REVENUE				
10-140-36030-00000	PUBLIC/PRIVATE CONTRIBUTION	\$200	\$0	\$0
COST CENTER TOTAL (NONE):		\$200	\$0	\$0
FUND TOTAL (GENERAL):		\$200	\$0	\$0
REVENUE TOTAL:		\$200	\$0	\$0
EXPENDITURES				
10-140-40010-00000	SALARIES/WAGES	\$185,355	\$154,448	\$179,388
10-140-40050-00000	VACATION	\$0	\$11,260	\$0
10-140-40060-00000	HOLIDAY	\$0	\$1,058	\$0
10-140-41010-00000	FICA	\$14,180	\$12,758	\$13,723
10-140-43190-00000	CENTRAL SERVICES ALLOCATIONS	\$16,768	\$16,768	\$15,544
10-140-43191-00000	INFO SERVICES ALLOCATIONS	\$8,214	\$8,214	\$8,215
10-140-43192-00000	HUMAN RESOURCES ALLOCATIONS	\$4,041	\$4,041	\$4,037
10-140-43193-00000	INSURANCE ALLOCATIONS	\$71,683	\$71,683	\$80,841
10-140-43194-00000	BUSINESS ADMIN ALLOCATIONS	\$23,642	\$23,642	\$25,712
10-140-45020-00000	OFFICE/DATA PROCESSING	\$600	\$0	\$0
10-140-45300-00000	OTHER SUPPLIES/MATERIALS	\$1,400	\$500	\$500
COST CENTER TOTAL (NONE):		\$325,882	\$304,371	\$327,960
FUND TOTAL (GENERAL):		\$325,882	\$304,371	\$327,960
EXPENSE TOTAL:		\$325,882	\$304,371	\$327,960

MAYOR

Comment Report

Account #	Requested	Comment
10-140-40010-00000	\$179,388	2019 Salary Scale
10-140-41010-00000	\$13,723	2019 Salary Scale
10-140-43190-00000	\$15,544	Calculated: Internal Services
10-140-43191-00000	\$8,215	Calculated: Internal Services
10-140-43192-00000	\$4,037	Calculated: Internal Services
10-140-43193-00000	\$80,841	Calculated: Internal Services
10-140-43194-00000	\$25,712	Calculated: Internal Services
10-140-45300-00000	\$500	Expected 2019 expenses
Expense Total:	\$327,960	

MAYOR

Fund Total Report

Fund	Fund Description		2018 Adjusted Budget	2018 Projected Year End	2019 Budget Request
10	GENERAL	Revenue:	\$200	\$0	\$0
		Expense:	\$325,882	\$304,371	\$327,960
		Total Revenue:	\$200	\$0	\$0
		Total Expense:	\$325,882	\$304,371	\$327,960

MAYOR

Cost Center Total Report

Cost Center	Cost Center Description		2018 Adjusted Budget	2018 Projected Year End	2019 Budget Request
00000	NONE	Revenue:	\$200	\$0	\$0
		Expense:	\$325,882	\$304,371	\$327,960
		Total Revenue:	\$200	\$0	\$0
		Total Expense:	\$325,882	\$304,371	\$327,960

Mayor

Position Title	Union	2018 FTE Approved	2018 Wages	2019 FTE Requested	2019 Wages	FTE Increase/ (Decrease)	Wages Increase/ (Decrease)
Mayor	NAFF	1	\$75,000	1	\$75,000	0	\$0
Chief of Staff	NAFF	1	\$56,000	1	\$57,400	0	\$1,400
Executive Administrator	NAFF	1	\$45,842	1	\$46,988	0	\$1,146
Total		3	\$176,842	3	\$179,388	0	\$2,546

Employee Totals	
NAFF	3
Full Time	3
Total	3

Fund Totals	
10 - General	\$179,388
Total	\$179,388

SOLICITOR

Revenue Total		Expense Total	
Total Adj. Budget:	\$264,901	Total Adj. Budget:	\$356,069
Total Projected:	\$266,512	Total Projected:	\$312,835
Total Requested:	\$241,002	Total Requested:	\$342,496

Account #	Account Description	2018 Adjusted Budget	2018 Projected Year End	2019 Budget Request
REVENUE				
10-150-39080-00000	EXPENSE REIMBURSEMENTS - OTHE	\$0	\$1,500	\$0
10-150-39090-00000	TRANSFER FROM GENERAL FUND	\$206,826	\$206,826	\$185,019
10-150-39100-00000	TRANSFER FROM RECREATION FUN	\$8,121	\$8,121	\$8,444
10-150-39110-00000	TRANSFER FROM STATE HEALTH	\$9,904	\$9,904	\$10,492
10-150-39150-00000	TRANSFER FROM SEWER FUND	\$9,428	\$9,428	\$8,911
10-150-39160-00000	TRANSFER FROM IMSF	\$28,641	\$28,641	\$26,411
10-150-39170-00000	TRANSFER FROM WEYER TRUST FU	\$1,188	\$1,188	\$1,006
10-150-39183-00000	TRANSFER FROM WHITE ROSE COM	\$792	\$792	\$719
COST CENTER TOTAL (NONE):		\$264,901	\$266,401	\$241,002
10-150-37080-00138	MISCELLANEOUS	\$0	\$111	\$0
COST CENTER TOTAL (COPIES):		\$0	\$111	\$0
FUND TOTAL (GENERAL):		\$264,901	\$266,512	\$241,002
REVENUE TOTAL:		\$264,901	\$266,512	\$241,002
EXPENDITURES				
10-150-40010-00000	SALARIES/WAGES	\$115,700	\$118,850	\$139,092
10-150-40020-00000	PART TIME EMPLOYEES	\$65,769	\$63,035	\$52,039
10-150-40030-00000	OVERTIME	\$0	\$6	\$0
10-150-40050-00000	VACATION	\$0	\$1,368	\$0
10-150-40060-00000	HOLIDAY	\$0	\$1,575	\$0
10-150-40070-00000	SICK	\$0	\$603	\$0
10-150-41010-00000	FICA	\$13,882	\$14,186	\$14,622
10-150-42070-00000	OTHER PROFESSIONAL SERVICES	\$50,000	\$13,000	\$25,000
10-150-43161-00000	LITIGATION EXPENSE	\$10,000	\$1,071	\$10,000
10-150-43190-00000	CENTRAL SERVICES ALLOCATIONS	\$8,622	\$8,622	\$8,260
10-150-43191-00000	INFO SERVICES ALLOCATIONS	\$8,214	\$8,214	\$8,215
10-150-43192-00000	HUMAN RESOURCES ALLOCATIONS	\$4,041	\$4,041	\$4,037
10-150-43193-00000	INSURANCE ALLOCATIONS	\$46,650	\$46,650	\$55,270
10-150-43194-00000	BUSINESS ADMIN ALLOCATIONS	\$23,642	\$23,642	\$25,712
10-150-44350-00000	BOND INSURANCE	\$250	\$250	\$250
10-150-45020-00000	OFFICE/DATA PROCESSING	\$300	\$271	\$0
10-150-45090-00000	BOOKS/SUBSCRIPTIONS	\$9,000	\$7,451	\$0
COST CENTER TOTAL (NONE):		\$356,069	\$312,835	\$342,496
FUND TOTAL (GENERAL):		\$356,069	\$312,835	\$342,496
EXPENSE TOTAL:		\$356,069	\$312,835	\$342,496

SOLICITOR

Comment Report

Account #	Requested	Comment
10-150-39090-00000	\$185,019	Calculated: Internal Services
10-150-39100-00000	\$8,444	Calculated: Internal Services
10-150-39110-00000	\$10,492	Calculated: Internal Services
10-150-39150-00000	\$8,911	Calculated: Internal Services
10-150-39160-00000	\$26,411	Calculated: Internal Services
10-150-39170-00000	\$1,006	Calculated: Internal Services
10-150-39183-00000	\$719	Calculated: Internal Services
<hr/>		
Revenue Total:	\$241,002	
<hr/>		
10-150-40010-00000	\$139,092	2019 Salary Scale.
10-150-40020-00000	\$52,039	2019 Salary Scale
10-150-41010-00000	\$14,622	2019 Salary Scale
10-150-42070-00000	\$25,000	The amount requested in 2018 was adequate and an increase is not requested in 2019.
10-150-43161-00000	\$10,000	Legal activity and resulting costs cannot be predicted, since actions are often initiated by other parties. The Solicitor's Office is not requesting an increase, as the amount budgeted in 2018 was sufficient.
10-150-43190-00000	\$8,260	Calculated: Internal Services
10-150-43191-00000	\$8,215	Calculated: Internal Services
10-150-43192-00000	\$4,037	Calculated: Internal Services
10-150-43193-00000	\$55,270	Calculated: Internal Services
10-150-43194-00000	\$25,712	Calculated: Internal Services
10-150-44350-00000	\$250	Calculated: Internal Services
<hr/>		
Expense Total:	\$342,496	
<hr/>		

SOLICITOR

Fund Total Report

Fund	Fund Description		2018 Adjusted Budget	2018 Projected Year End	2019 Budget Request
10	GENERAL	Revenue:	\$264,901	\$266,512	\$241,002
		Expense:	\$356,069	\$312,835	\$342,496
		Total Revenue:	\$264,901	\$266,512	\$241,002
		Total Expense:	\$356,069	\$312,835	\$342,496

SOLICITOR

Cost Center Total Report

Cost Center	Cost Center Description		2018 Adjusted Budget	2018 Projected Year End	2019 Budget Request
00000	NONE	Revenue:	\$264,901	\$266,401	\$241,002
		Expense:	\$356,069	\$312,835	\$342,496
00138	COPIES	Revenue:	\$0	\$111	\$0
		Expense:	\$0	\$0	\$0
		Total Revenue:	\$264,901	\$266,512	\$241,002
		Total Expense:	\$356,069	\$312,835	\$342,496

Solicitor

Position Title	Union	2018 FTE Approved	2018 Wages	2019 FTE Requested	2019 Wages	FTE Increase/ (Decrease)	Wages Increase/ (Decrease)
Assistant City Solicitor	NAFF	1.5	\$140,770	1.5	\$144,289	0	\$3,519
Legal Specialist	NAFF	1	\$45,699	1	\$46,842	0	\$1,142
Total		2.5	\$186,469	2.5	\$191,131	0	\$4,662

Employee Totals	
NAFF	2.5
Full Time	2
Part-time	0.5
Total	2.5

Fund Totals	
10 - General	\$191,131
Total	\$191,131

HUMAN RELATIONS

Revenue Total		Expense Total	
Total Adj. Budget:	\$0	Total Adj. Budget:	\$150,724
Total Projected:	\$7,507	Total Projected:	\$116,901
Total Requested:	\$7,507	Total Requested:	\$143,809

Account #	Account Description	2018 Adjusted Budget	2018 Projected Year End	2019 Budget Request
REVENUE				
10-160-39123-00000	CDBG REIMBURSEMENT	\$0	\$5,000	\$5,000
COST CENTER TOTAL (NONE):		\$0	\$5,000	\$5,000
10-160-39080-21310	EXPENSE REIMBURSEMENTS - OTHE	\$0	\$2,507	\$2,507
COST CENTER TOTAL (FHAP-HUMAN RELATIONS GRANT):		\$0	\$2,507	\$2,507
FUND TOTAL (GENERAL):		\$0	\$7,507	\$7,507
REVENUE TOTAL:		\$0	\$7,507	\$7,507
EXPENDITURES				
10-160-40010-00000	SALARIES/WAGES	\$80,005	\$41,113	\$78,019
10-160-40030-00000	OVERTIME	\$0	\$1,366	\$0
10-160-40050-00000	VACATION	\$0	\$2,691	\$0
10-160-40060-00000	HOLIDAY	\$0	\$2,105	\$0
10-160-40070-00000	SICK	\$0	\$1,306	\$0
10-160-41010-00000	FICA	\$6,120	\$3,716	\$5,968
10-160-43190-00000	CENTRAL SERVICES ALLOCATIONS	\$5,143	\$5,143	\$2,460
10-160-43191-00000	INFO SERVICES ALLOCATIONS	\$5,476	\$5,476	\$5,476
10-160-43192-00000	HUMAN RESOURCES ALLOCATIONS	\$2,694	\$2,694	\$1,346
10-160-43193-00000	INSURANCE ALLOCATIONS	\$21,972	\$21,972	\$26,716
10-160-43194-00000	BUSINESS ADMIN ALLOCATIONS	\$15,761	\$15,761	\$8,571
10-160-44170-00000	BUILDING RENT	\$1,200	\$1,200	\$3,600
10-160-45020-00000	OFFICE/DATA PROCESSING	\$200	\$200	\$0
10-160-45090-00000	BOOKS/SUBSCRIPTIONS	\$500	\$500	\$0
10-160-45300-00000	OTHER SUPPLIES/MATERIALS	\$350	\$350	\$350
COST CENTER TOTAL (NONE):		\$139,421	\$105,594	\$132,506
10-160-43020-21306	TRAINING	\$11	\$11	\$11
COST CENTER TOTAL (HR-FHAP):		\$11	\$11	\$11
10-160-43020-21307	TRAINING	\$1,018	\$1,018	\$1,018
10-160-43401-21307	CASE PROCESSING-FHAP	\$25	\$25	\$25
COST CENTER TOTAL (HR-FHAP):		\$1,043	\$1,043	\$1,043
10-160-43020-21308	TRAINING	\$1,933	\$1,933	\$1,933
10-160-43060-21308	ADMINISTRATIVE CHARGES	\$549	\$549	\$549
10-160-43401-21308	CASE PROCESSING-FHAP	\$2,516	\$2,516	\$2,516
COST CENTER TOTAL (FHAP-HUMAN RELATIONS GRANTS):		\$4,998	\$4,998	\$4,998

HUMAN RELATIONS

Revenue Total		Expense Total	
Total Adj. Budget:	\$0	Total Adj. Budget:	\$150,724
Total Projected:	\$7,507	Total Projected:	\$116,901
Total Requested:	\$7,507	Total Requested:	\$143,809

Account #	Account Description	2018 Adjusted Budget	2018 Projected Year End	2019 Budget Request
10-160-43020-21309	TRAINING	\$3,000	\$3,000	\$3,000
10-160-43060-21309	ADMINISTRATIVE CHARGES	\$2,251	\$2,255	\$2,251
COST CENTER TOTAL (FHAP-HUMAN RELATIONS GRANT):		\$5,251	\$5,255	\$5,251
FUND TOTAL (GENERAL):		\$150,724	\$116,901	\$143,809
EXPENSE TOTAL:		\$150,724	\$116,901	\$143,809

HUMAN RELATIONS

Comment Report

Account #	Requested	Comment
10-160-39080-21310	\$2,507	Supplies/Promotional items for education and outreach.
10-160-39123-00000	\$5,000	CBDG Reimbursement
Revenue Total:	\$7,507	
10-160-40010-00000	\$78,019	2019 Salary Scale
10-160-41010-00000	\$5,968	2019 Salary Scale
10-160-43020-21306	\$11	Rollover balance.
10-160-43020-21307	\$1,018	Training for HRC staff.
10-160-43020-21308	\$1,933	Training materials for HRC staff.
10-160-43020-21309	\$3,000	JMLS trainng for staff.
10-160-43060-21308	\$549	Fair Housing acitivites.
10-160-43060-21309	\$2,251	Fees associated with Dr. Holiday Event.
10-160-43190-00000	\$2,460	Calculated: Internal Services
10-160-43191-00000	\$5,476	Calculated: Internal Services
10-160-43192-00000	\$1,346	Calculated: Internal Services
10-160-43193-00000	\$26,716	Calculated: Internal Services
10-160-43194-00000	\$8,571	Calculated: Internal Services
10-160-43401-21307	\$25	Case processing
10-160-43401-21308	\$2,516	Materials for case processing.
10-160-44170-00000	\$3,600	Increase in office building rent fees. Increased by Resolution No. 99
10-160-45300-00000	\$350	Other Supplies and Materiall.
Expense Total:	\$143,809	

HUMAN RELATIONS

Fund Total Report

Fund	Fund Description		2018 Adjusted Budget	2018 Projected Year End	2019 Budget Request
10	GENERAL	Revenue:	\$0	\$7,507	\$7,507
		Expense:	\$150,724	\$116,901	\$143,809
		Total Revenue:	\$0	\$7,507	\$7,507
		Total Expense:	\$150,724	\$116,901	\$143,809

HUMAN RELATIONS

Cost Center Total Report

Cost Center	Cost Center Description		2018 Adjusted Budget	2018 Projected Year End	2019 Budget Request
00000	NONE	Revenue:	\$0	\$5,000	\$5,000
		Expense:	\$139,421	\$105,594	\$132,506
21306	HR-FHAP	Revenue:	\$0	\$0	\$0
		Expense:	\$11	\$11	\$11
21307	HR-FHAP	Revenue:	\$0	\$0	\$0
		Expense:	\$1,043	\$1,043	\$1,043
21308	FHAP-HUMAN RELATIONS GRANTS	Revenue:	\$0	\$0	\$0
		Expense:	\$4,998	\$4,998	\$4,998
21309	FHAP-HUMAN RELATIONS GRANT	Revenue:	\$0	\$0	\$0
		Expense:	\$5,251	\$5,255	\$5,251
21310	FHAP-HUMAN RELATIONS GRANT	Revenue:	\$0	\$2,507	\$2,507
		Expense:	\$0	\$0	\$0
		Total Revenue:	\$0	\$7,507	\$7,507
		Total Expense:	\$150,724	\$116,901	\$143,809

Human Relations

Position Title	Union	2018 FTE Approved	2018 Wages	2019 FTE Requested	2019 Wages	FTE Increase/ (Decrease)	Wages Increase/ (Decrease)
Administrative Intake Support Specialist	NAFF	1	\$39,716	1	\$40,709	0	\$993
Human Relations Investigator	NAFF	1	\$36,400	1	\$37,310	0	\$910
Total		2	\$76,116	2	\$78,019	0	\$1,903

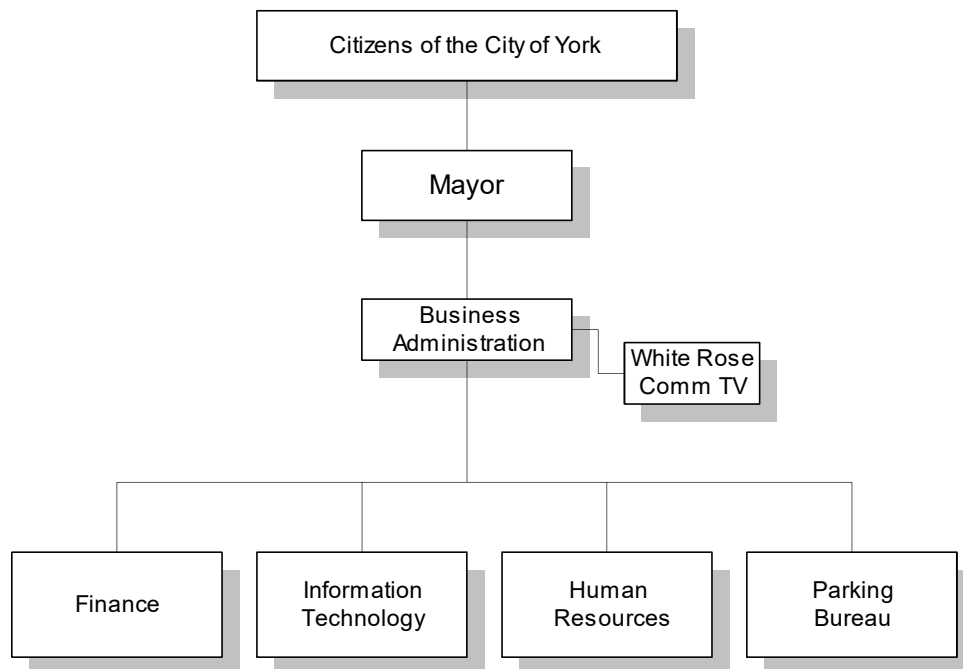
Employee Totals	
NAFF	2
Full Time	2
Total	2

Fund Totals	
10 - General	\$78,019
Total	\$78,019

DEPARTMENT OF BUSINESS ADMINISTRATION

Tommy Williams
Acting Business Administrator

Business Administration coordinates the administrative functions of all departments within the City. The Business Administrator is the Chief Administrative Officer of the City and is appointed by the Mayor to oversee the divisions/bureaus listed below. Internal Services is comprised of five areas in Business Administration. The cost of providing these services is allocated throughout the City and will appear in each department's budget. Business Administration is the first component of Internal Services. White Rose Community Television is part of Business Administration.



Human Resources

All aspects of personnel management are the responsibility of Human Resources including recruitment and placement, equal employment opportunity, employee relations, attendance management, benefits and services, and personnel transactions and records. Monitoring personnel policies and procedures as well as maintaining a good working relationship with the collective bargaining units is an important part of Human Resources. This is the second area of Internal Services.

DEPARTMENT OF BUSINESS ADMINISTRATION CONT'D

Risk Management

Employee and retiree health care, workmen's compensation and general liability insurance are just a few of the services provided by Risk Management which is part of Internal Services.

Finance

The main function of Finance is to maintain the City's accounting records, revenue, accounts payable, sewer/refuse, parking fines and payroll records in an organized and detailed manner. Information must be stored accurately and efficiently to allow easy retrieval. Finance coordinates and controls the City's finances in a manner that is compliant with State and Federal regulations.

Central Services

Central Services is the fourth component of Internal Services. Items such as postage, janitorial supplies and telephones are included in this segment. Services/supplies that are used citywide are budgeted in this area to allow all departments/funds to share the expense.

Information Technology

Management of the City's information system and information technology including the City's electronic mail, calendar system, Internet and Intranet web sites are the responsibility of Information Technology. Employees in this division develop and distribute applications, components and utilities throughout all departments. They handle the administration, growth and maintenance of the City's network including all aspects of both hardware and software. Information Technology is the fifth component of Internal Services.

Parking

The primary responsibility of the Parking Bureau is to manage all of the parking facilities owned by the City of York General Authority and the City. The parking facilities include three parking garages and fourteen surface lots. The bureau is also responsible for meter collection and meter installation.

BUSINESS ADMINISTRATION

Revenue Total		Expense Total	
Total Adj. Budget:	\$1,816,101	Total Adj. Budget:	\$2,064,171
Total Projected:	\$1,815,736	Total Projected:	\$2,041,644
Total Requested:	\$2,003,249	Total Requested:	\$2,032,311

Account #	Account Description	2018 Adjusted Budget	2018 Projected Year End	2019 Budget Request
REVENUE				
66-200-31100-00000	CABLE TV FRANCHISE LICENSES	\$118,830	\$118,461	\$119,863
66-200-34140-00000	LOCAL GOVERNMENT REVENUE-OT	\$60,000	\$60,004	\$60,000
66-200-36080-00000	SPONSORSHIPS	\$18,000	\$18,000	\$18,000
COST CENTER TOTAL (NONE):		\$196,830	\$196,465	\$197,863
FUND TOTAL (WHITE ROSE COMMUNITY TELEVISION):		\$196,830	\$196,465	\$197,863
EXPENDITURES				
70-200-39090-00000	TRANSFER FROM GENERAL FUND	\$1,025,865	\$1,025,865	\$1,120,591
70-200-39100-00000	TRANSFER FROM RECREATION FUN	\$96,537	\$96,537	\$100,705
70-200-39110-00000	TRANSFER FROM STATE HEALTH	\$98,507	\$98,507	\$142,273
70-200-39150-00000	TRANSFER FROM SEWER FUND	\$93,779	\$93,779	\$106,276
70-200-39160-00000	TRANSFER FROM IMSF	\$284,882	\$284,882	\$314,972
70-200-39170-00000	TRANSFER FROM WEYER TRUST FU	\$11,821	\$11,821	\$11,999
70-200-39183-00000	TRANSFER FROM WHITE ROSE COM	\$7,881	\$7,881	\$8,571
COST CENTER TOTAL (NONE):		\$1,619,271	\$1,619,271	\$1,805,386
FUND TOTAL (INTERNAL SERVICES):		\$1,619,271	\$1,619,271	\$1,805,386
REVENUE TOTAL:		\$1,816,101	\$1,815,736	\$2,003,249
EXPENDITURES				
10-200-40010-00000	SALARIES/WAGES	\$63,737	\$50,914	\$64,368
10-200-40020-00000	PART TIME EMPLOYEES	\$4,886	\$8,777	\$7,265
10-200-40030-00000	OVERTIME	\$0	\$93	\$0
10-200-40050-00000	VACATION	\$0	\$4,785	\$0
10-200-40060-00000	HOLIDAY	\$0	\$118	\$0
10-200-41010-00000	FICA	\$5,250	\$4,949	\$5,480
10-200-43190-00000	CENTRAL SERVICES ALLOCATIONS	\$8,909	\$8,909	\$8,216
10-200-43191-00000	INFO SERVICES ALLOCATIONS	\$1,780	\$1,780	\$1,780
10-200-43192-00000	HUMAN RESOURCES ALLOCATIONS	\$471	\$471	\$471
10-200-43193-00000	INSURANCE ALLOCATIONS	\$9,070	\$9,070	\$9,659
10-200-43194-00000	BUSINESS ADMIN ALLOCATIONS	\$2,758	\$2,758	\$3,000
COST CENTER TOTAL (NONE):		\$96,862	\$92,624	\$100,238
FUND TOTAL (GENERAL):		\$96,862	\$92,624	\$100,238
66-200-40010-00000	SALARIES/WAGES	\$41,337	\$39,715	\$42,370
66-200-40030-00000	OVERTIME	\$7,800	\$0	\$0
66-200-41010-00000	FICA	\$3,759	\$3,038	\$3,241
66-200-42070-00000	OTHER PROFESSIONAL SERVICES	\$15,500	\$15,500	\$0
66-200-43010-00000	TRAVEL	\$750	\$749	\$0
66-200-43190-00000	CENTRAL SERVICES ALLOCATIONS	\$2,572	\$2,572	\$2,460
66-200-43191-00000	INFO SERVICES ALLOCATIONS	\$2,738	\$2,738	\$2,738

BUSINESS ADMINISTRATION

Revenue Total		Expense Total	
Total Adj. Budget:	\$1,816,101	Total Adj. Budget:	\$2,064,171
Total Projected:	\$1,815,736	Total Projected:	\$2,041,644
Total Requested:	\$2,003,249	Total Requested:	\$2,032,311

Account #	Account Description	2018 Adjusted Budget	2018 Projected Year End	2019 Budget Request
66-200-43192-00000	HUMAN RESOURCES ALLOCATIONS	\$1,347	\$1,347	\$1,346
66-200-43193-00000	INSURANCE ALLOCATIONS	\$25,073	\$25,073	\$28,461
66-200-43194-00000	BUSINESS ADMIN ALLOCATIONS	\$7,881	\$7,881	\$8,571
66-200-44210-00000	OTHER REPAIR SERVICE	\$1,500	\$1,500	\$1,500
66-200-45020-00000	OFFICE/DATA PROCESSING	\$500	\$500	\$0
66-200-45310-00000	COPIER/FAX SUPPLIES	\$0		\$0
66-200-45320-00000	BROADCAST SUPPLIES	\$3,000	\$2,385	\$3,000
66-200-46110-00000	OFFICE EQUIPMENT/FURNITURE	\$500	\$500	\$0
66-200-46120-00000	DATA PROCESSING EQUIPMENT	\$4,000	\$4,000	\$2,000
66-200-46121-00000	CAPITAL - DP SOFTWARE	\$2,500	\$2,500	\$1,000
66-200-46131-00000	BROADCAST EQUIPMENT	\$6,000	\$6,000	\$30,000
COST CENTER TOTAL (NONE):		\$126,756	\$115,998	\$126,686
FUND TOTAL (WHITE ROSE COMMUNITY TELEVISION):		\$126,756	\$115,998	\$126,686
70-200-40010-00000	SALARIES/WAGES	\$176,527	\$152,669	\$179,153
70-200-40020-00000	PART TIME EMPLOYEES	\$11,400	\$21,387	\$16,952
70-200-40030-00000	OVERTIME	\$0	\$185	\$0
70-200-40050-00000	VACATION	\$0	\$9,063	\$0
70-200-40060-00000	HOLIDAY	\$0	\$274	\$0
70-200-41010-00000	FICA	\$14,376	\$14,044	\$15,002
70-200-41040-00000	O & E PENSION	\$1,635,000	\$1,635,000	\$1,592,280
70-200-42070-00000	OTHER PROFESSIONAL SERVICES	\$2,000	\$400	\$2,000
70-200-45020-00000	OFFICE/DATA PROCESSING	\$500	\$0	\$0
70-200-45090-00000	BOOKS/SUBSCRIPTIONS	\$500	\$0	\$0
70-200-46110-00000	OFFICE EQUIPMENT/FURNITURE	\$250	\$0	\$0
COST CENTER TOTAL (NONE):		\$1,840,553	\$1,833,022	\$1,805,386
FUND TOTAL (INTERNAL SERVICES):		\$1,840,553	\$1,833,022	\$1,805,386
EXPENSE TOTAL:		\$2,064,171	\$2,041,644	\$2,032,311

BUSINESS ADMINISTRATION

Comment Report

Account #	Requested	Comment
66-200-31100-00000	\$119,863	Cable TV Franchise Fees
66-200-34140-00000	\$60,000	Anticipated Contribution from York County Grant
66-200-36080-00000	\$18,000	Anticipated revenue from Sponsorships
70-200-39090-00000	\$1,120,591	Calculated: Internal Services
70-200-39100-00000	\$100,705	Calculated: Internal Services
70-200-39110-00000	\$142,273	Calculated: Internal Services
70-200-39150-00000	\$106,276	Calculated: Internal Services
70-200-39160-00000	\$314,972	Calculated: Internal Services
70-200-39170-00000	\$11,999	Calculated: Internal Services
70-200-39183-00000	\$8,571	Calculated: Internal Services
Revenue Total:		\$2,003,249
10-200-40010-00000	\$64,368	2019 Salary Scale
10-200-40020-00000	\$7,265	2019 Salary Scale
10-200-41010-00000	\$5,480	2019 Salary Scale
10-200-43190-00000	\$8,216	Calculated: Internal Services
10-200-43191-00000	\$1,780	Calculated: Internal Services
10-200-43192-00000	\$471	Calculated: Internal Services
10-200-43193-00000	\$9,659	Calculated: Internal Services
10-200-43194-00000	\$3,000	Calculated: Internal Services
66-200-40010-00000	\$42,370	2019 Salary Scale
66-200-41010-00000	\$3,241	2019 Salary Scale
66-200-43190-00000	\$2,460	Calculated: Internal Services
66-200-43191-00000	\$2,738	Calculated: Internal Services
66-200-43192-00000	\$1,346	Calculated: Internal Services
66-200-43193-00000	\$28,461	Calculated: Internal Services
66-200-43194-00000	\$8,571	Calculated: Internal Services
66-200-44210-00000	\$1,500	Repair of equipment
66-200-45320-00000	\$3,000	For cables connectors and misc broadcast supplies
66-200-46120-00000	\$2,000	Broadcast specific data processing equipment; Encoder \$ 2,000

BUSINESS ADMINISTRATION

Comment Report

Account #	Requested	Comment
66-200-46121-00000	\$1,000	Software upgrades for editing workstations and broadcast equipment
66-200-46131-00000	\$30,000	New 2 channel playback server, various converters/adapters, cables, and other hardware needed for its installation. Curent server is 11+ years old and needs replaced.
70-200-40010-00000	\$179,153	2019 Salary Scale
70-200-40020-00000	\$16,952	2019 Salary Scale
70-200-41010-00000	\$15,002	2019 Salary Scale
70-200-41040-00000	\$1,592,280	O&E Pension MMO for 2019
70-200-42070-00000	\$2,000	Budget Hearing Stenographer
Expense Total:	\$2,032,311	

BUSINESS ADMINISTRATION

Fund Total Report

Fund	Fund Description		2018 Adjusted Budget	2018 Projected Year End	2019 Budget Request
10	GENERAL	Revenue:	\$0	\$0	\$0
		Expense:	\$96,862	\$92,624	\$100,238
66	WHITE ROSE COMMUNITY TELEVISION	Revenue:	\$196,830	\$196,465	\$197,863
		Expense:	\$126,756	\$115,998	\$126,686
70	INTERNAL SERVICES	Revenue:	\$1,619,271	\$1,619,271	\$1,805,386
		Expense:	\$1,840,553	\$1,833,022	\$1,805,386
		Total Revenue:	\$1,816,101	\$1,815,736	\$2,003,249
		Total Expense:	\$2,064,171	\$2,041,644	\$2,032,311

BUSINESS ADMINISTRATION

Cost Center Total Report

Cost Center	Cost Center Description		2018 Adjusted Budget	2018 Projected Year End	2019 Budget Request
00000	NONE	Revenue:	\$1,816,101	\$1,815,736	\$2,003,249
		Expense:	\$2,064,171	\$2,041,644	\$2,032,311
		Total Revenue:	\$1,816,101	\$1,815,736	\$2,003,249
		Total Expense:	\$2,064,171	\$2,041,644	\$2,032,311

Business Administration

Position Title	Union	2018 FTE Approved	2018 Wages	2019 FTE Requested	2019 Wages	FTE Increase/ (Decrease)	Wages Increase/ (Decrease)
Business Administrator	NAFF	1	\$110,000	1	\$110,000	0	\$0
Assistant Business Administrator	NAFF	1	\$72,106	1	\$73,908	0	\$1,803
Part-time Administrative Assistant	NAFF	0.5	\$16,294	0.725	\$24,217	0.225	\$7,923
Grant Development & Special Project Analyst	NAFF	1	\$58,158	1	\$59,612	0	\$1,454
PEG Access Coordinator	NAFF	1	\$41,336	1	\$42,370	0	\$1,033
Total		4.5	\$297,894	4.725	\$310,107	0.225	\$12,213

Employee Totals	
NAFF	4.725
Full Time	4
Part-time	0.725
Total	4.725

Fund Totals	
10 - General	\$71,633
66 - WRCT	\$42,370
70 - Internal Services	\$196,104
Total	\$310,107

HUMAN RESOURCES

Revenue Total		Expense Total	
Total Adj. Budget:	\$492,746	Total Adj. Budget:	\$560,475
Total Projected:	\$495,844	Total Projected:	\$546,859
Total Requested:	\$501,626	Total Requested:	\$501,626

Account #	Account Description	2018 Adjusted Budget	2018 Projected Year End	2019 Budget Request
REVENUE				
70-201-39090-00000	TRANSFER FROM GENERAL FUND	\$385,316	\$385,316	\$384,110
70-201-39100-00000	TRANSFER FROM RECREATION FUN	\$16,501	\$16,501	\$15,811
70-201-39110-00000	TRANSFER FROM STATE HEALTH	\$16,838	\$16,838	\$22,337
70-201-39150-00000	TRANSFER FROM SEWER FUND	\$16,030	\$16,030	\$16,686
70-201-39160-00000	TRANSFER FROM IMSF	\$48,695	\$48,695	\$49,452
70-201-39170-00000	TRANSFER FROM WEYER TRUST FU	\$2,021	\$2,021	\$1,884
70-201-39183-00000	TRANSFER FROM WHITE ROSE COM	\$1,347	\$1,347	\$1,346
COST CENTER TOTAL (NONE):		\$486,746	\$486,746	\$491,626
70-201-39090-00500	TRANSFER FROM GENERAL FUND	\$3,000	\$3,000	\$5,000
COST CENTER TOTAL (POLICE):		\$3,000	\$3,000	\$5,000
70-201-35180-00600	APPLICANT FEES	\$0	\$3,098	\$0
70-201-39090-00600	TRANSFER FROM GENERAL FUND	\$3,000	\$3,000	\$5,000
COST CENTER TOTAL (FIRE):		\$3,000	\$6,098	\$5,000
FUND TOTAL (INTERNAL SERVICES):		\$492,746	\$495,844	\$501,626
REVENUE TOTAL:		\$492,746	\$495,844	\$501,626
EXPENDITURES				
70-201-40010-00000	SALARIES/WAGES	\$180,423	\$178,021	\$186,833
70-201-40060-00000	HOLIDAY	\$0	\$443	\$0
70-201-41010-00000	FICA	\$13,802	\$13,653	\$14,293
70-201-42050-00000	ARBITRATION	\$25,000	\$28,170	\$25,000
70-201-42070-00000	OTHER PROFESSIONAL SERVICES	\$300,000	\$310,000	\$265,000
70-201-42076-00000	OTHER PROFESSIONAL SERV FUND	\$30,000	\$0	\$0
70-201-45020-00000	OFFICE/DATA PROCESSING	\$750	\$0	\$0
70-201-45090-00000	BOOKS/SUBSCRIPTIONS	\$3,500	\$3,501	\$0
70-201-45300-00000	OTHER SUPPLIES/MATERIALS	\$1,000	\$1,572	\$500
COST CENTER TOTAL (NONE):		\$554,475	\$535,360	\$491,626
70-201-44440-00500	CIVIL SERVICE EXPENSES	\$3,000	\$5,000	\$5,000
COST CENTER TOTAL (POLICE):		\$3,000	\$5,000	\$5,000
70-201-44440-00600	CIVIL SERVICE EXPENSES	\$3,000	\$6,499	\$5,000
COST CENTER TOTAL (FIRE):		\$3,000	\$6,499	\$5,000

HUMAN RESOURCES

Revenue Total		Expense Total	
Total Adj. Budget:	\$492,746	Total Adj. Budget:	\$560,475
Total Projected:	\$495,844	Total Projected:	\$546,859
Total Requested:	\$501,626	Total Requested:	\$501,626

Account #	Account Description	2018 Adjusted Budget	2018 Projected Year End	2019 Budget Request
FUND TOTAL (INTERNAL SERVICES):		\$560,475	\$546,859	\$501,626
EXPENSE TOTAL:		\$560,475	\$546,859	\$501,626

HUMAN RESOURCES

Comment Report

Account #	Requested	Comment
70-201-39090-00000	\$384,110	Calculated: Internal Services
70-201-39090-00500	\$5,000	Calculated: Internal Services
70-201-39090-00600	\$5,000	Calculated: Internal Services
70-201-39100-00000	\$15,811	Calculated: Internal Services
70-201-39110-00000	\$22,337	Calculated: Internal Services
70-201-39150-00000	\$16,686	Calculated: Internal Services
70-201-39160-00000	\$49,452	Calculated: Internal Services
70-201-39170-00000	\$1,884	Calculated: Internal Services
70-201-39183-00000	\$1,346	Calculated: Internal Services
Revenue Total:		\$501,626
70-201-40010-00000	\$186,833	2019 Salary Scale
70-201-41010-00000	\$14,293	2019 Salary Scale
70-201-42050-00000	\$25,000	Costs associated with Arbitrator fees and attorney fees for arbitration hearings
70-201-42070-00000	\$265,000	Outside legal counsel fees and services, EAP program, background checks (drug screens), post offer of employment physicals and psychological examinations for probationary Firefighters and Police Officers
70-201-44440-00500	\$5,000	Use of Pennsylvania Police Associates to conduct written and oral examination for police promotional examinations.
70-201-44440-00600	\$5,000	Use of Pennsylvania Police Association to conduct oral interview examinations for Probationary Firefighters and promotional examinations for the ranks of Fire Captain and Assistant Fire Chief.
70-201-45300-00000	\$500	Other supplies/ materials
Expense Total:		\$501,626

HUMAN RESOURCES

Fund Total Report

Fund	Fund Description		2018 Adjusted Budget	2018 Projected Year End	2019 Budget Request
70	INTERNAL SERVICES	Revenue:	\$492,746	\$495,844	\$501,626
		Expense:	\$560,475	\$546,859	\$501,626
		Total Revenue:	\$492,746	\$495,844	\$501,626
		Total Expense:	\$560,475	\$546,859	\$501,626

HUMAN RESOURCES

Cost Center Total Report

Cost Center	Cost Center Description		2018 Adjusted Budget	2018 Projected Year End	2019 Budget Request
00000	NONE	Revenue:	\$486,746	\$486,746	\$491,626
		Expense:	\$554,475	\$535,360	\$491,626
00500	POLICE	Revenue:	\$3,000	\$3,000	\$5,000
		Expense:	\$3,000	\$5,000	\$5,000
00600	FIRE	Revenue:	\$3,000	\$6,098	\$5,000
		Expense:	\$3,000	\$6,499	\$5,000
		Total Revenue:	\$492,746	\$495,844	\$501,626
		Total Expense:	\$560,475	\$546,859	\$501,626

Human Resources

Position Title	Union	2018 FTE Approved	2018 Wages	2019 FTE Requested	2019 Wages	FTE Increase/ (Decrease)	Wages Increase/ (Decrease)
Deputy Business Administrator for Human Resources	NAFF	1	\$77,513	1	\$79,451	0	\$1,938
Senior Human Resources Generalist	NAFF	1	\$59,071	1	\$60,548	0	\$1,477
Human Resources Generalist	NAFF	1	\$45,693	1	\$46,835	0	\$1,142
Total		3	\$182,276	3	\$186,833	0	\$4,557

Employee Totals	
NAFF	3
Full Time	3
Total	3

Fund Totals	
70 - Internal Services	\$186,833
Total	\$186,833

RISK MANAGEMENT

Revenue Total		Expense Total	
Total Adj. Budget:	\$10,338,455	Total Adj. Budget:	\$11,917,601
Total Projected:	\$10,716,951	Total Projected:	\$13,706,949
Total Requested:	\$13,231,428	Total Requested:	\$13,231,428

Account #	Account Description	2018 Adjusted Budget	2018 Projected Year End	2019 Budget Request
REVENUE				
70-202-37080-00000	MISCELLANEOUS	\$0	\$27,583	\$0
70-202-39041-00000	PRESCRIPTION PLAN	\$80,000	\$400,000	\$425,000
70-202-39070-00000	DAMAGE CLAIM REIMBURSEMENT	\$0	\$13,128	\$0
70-202-39080-00000	EXPENSE REIMBURSEMENTS - OTHE	\$0	\$5,157	\$0
70-202-39090-00000	TRANSFER FROM GENERAL FUND	\$7,644,847	\$7,644,847	\$9,727,327
70-202-39100-00000	TRANSFER FROM RECREATION FUN	\$277,991	\$277,991	\$412,897
70-202-39110-00000	TRANSFER FROM STATE HEALTH	\$263,748	\$263,748	\$414,950
70-202-39150-00000	TRANSFER FROM SEWER FUND	\$337,778	\$337,778	\$402,985
70-202-39160-00000	TRANSFER FROM IMSF	\$1,103,485	\$1,103,485	\$1,264,791
70-202-39170-00000	TRANSFER FROM WEYER TRUST FU	\$38,384	\$38,384	\$43,579
70-202-39183-00000	TRANSFER FROM WHITE ROSE COM	\$25,073	\$25,073	\$28,461
COST CENTER TOTAL (NONE):		\$9,771,305	\$10,137,172	\$12,719,990
70-202-39010-00166	HEALTH INSUR REIMB - RETIREE	\$20,000	\$20,000	\$20,000
70-202-39020-00166	HEALTH INSUR REIMB - EMPLOYEE	\$135,000	\$102,884	\$106,779
COST CENTER TOTAL (NAFF):		\$155,000	\$122,884	\$126,779
70-202-39010-00167	HEALTH INSUR REIMB - RETIREE	\$1,500	\$3,180	\$3,750
70-202-39020-00167	HEALTH INSUR REIMB - EMPLOYEE	\$8,500	\$8,892	\$8,200
COST CENTER TOTAL (IBEW):		\$10,000	\$12,072	\$11,950
70-202-39010-00168	HEALTH INSUR REIMB - RETIREE	\$20,000	\$20,000	\$20,000
70-202-39020-00168	HEALTH INSUR REIMB - EMPLOYEE	\$120,000	\$92,248	\$91,546
COST CENTER TOTAL (YCEU):		\$140,000	\$112,248	\$111,546
70-202-39010-00169	HEALTH INSUR REIMB - RETIREE	\$80,000	\$1,237	\$3,500
70-202-39020-00169	HEALTH INSUR REIMB - EMPLOYEE	\$35,000	\$49,368	\$23,135
COST CENTER TOTAL (YPEA):		\$115,000	\$50,605	\$26,635
70-202-39010-00170	HEALTH INSUR REIMB - RETIREE	\$32,000	\$109,301	\$98,500
70-202-39020-00170	HEALTH INSUR REIMB - EMPLOYEE	\$84,250	\$72,238	\$49,800
COST CENTER TOTAL (FOP):		\$52,250	\$181,539	\$148,300
70-202-39010-00171	HEALTH INSUR REIMB - RETIREE	\$55,000	\$55,000	\$55,000
70-202-39020-00171	HEALTH INSUR REIMB - EMPLOYEE	\$39,900	\$45,432	\$31,228
COST CENTER TOTAL (IAFF):		\$94,900	\$100,432	\$86,228
FUND TOTAL (INTERNAL SERVICES):		\$10,338,455	\$10,716,951	\$13,231,428
REVENUE TOTAL:		\$10,338,455	\$10,716,951	\$13,231,428

RISK MANAGEMENT

Revenue Total		Expense Total	
Total Adj. Budget:	\$10,338,455	Total Adj. Budget:	\$11,917,601
Total Projected:	\$10,716,951	Total Projected:	\$13,706,949
Total Requested:	\$13,231,428	Total Requested:	\$13,231,428

Account #	Account Description	2018 Adjusted Budget	2018 Projected Year End	2019 Budget Request
EXPENDITURES				
70-202-41051-00000	HEALTH-PAID CLAIMS	\$6,548,815	\$7,075,294	\$6,992,201
70-202-41052-00000	DENTAL-PAID CLAIMS	\$432,158	\$388,792	\$435,000
70-202-41053-00000	VISION-PAID CLAIMS	\$56,000	\$100,158	\$60,000
70-202-41060-00000	LIFE INSURANCE	\$40,000	\$17,464	\$45,000
70-202-41070-00000	STOP LOSS INSURANCE	\$300,000	\$338,981	\$351,000
70-202-41080-00000	HEALTH ADMINISTRATIVE	\$365,000	\$333,142	\$310,000
70-202-41090-00000	WORKMENS COMP INSURANCE	\$525,000	\$1,694,681	\$600,000
70-202-41100-00000	UNEMPLOYMENT INSURANCE	\$40,000	\$40,000	\$40,000
70-202-41110-00000	PRESCRIPTION PAID CLAIMS	\$2,478,928	\$2,515,793	\$3,208,077
70-202-43050-00000	SELF-INSURED LOSSES	\$300,000	\$350,241	\$300,000
70-202-43051-00000	OCCUPATIONAL & EMPLOYEE SAF	\$20,000	\$0	\$20,000
70-202-43406-00000	OPEB FUNDING	\$100,000	\$100,000	\$100,000
70-202-44330-00000	PROPERTY INSURANCE	\$200,000	\$213,458	\$210,000
70-202-44340-00000	VEHICLE INSURANCE	\$150,000	\$158,390	\$157,000
70-202-44350-00000	BOND INSURANCE	\$500	\$478	\$500
70-202-44360-00000	GENERAL LIABILITY INSURANCE	\$125,000	\$133,055	\$126,750
70-202-44380-00000	POLICE PROFESSION INSURANCE	\$110,500	\$117,828	\$112,300
70-202-44390-00000	PUBLIC OFFICIAL INSURANCE	\$70,700	\$69,195	\$71,600
70-202-44391-00000	INSURANCE FEES	\$55,000	\$60,000	\$92,000
COST CENTER TOTAL (NONE):		\$11,917,601	\$13,706,949	\$13,231,428
FUND TOTAL (INTERNAL SERVICES):		\$11,917,601	\$13,706,949	\$13,231,428
EXPENSE TOTAL:		\$11,917,601	\$13,706,949	\$13,231,428

RISK MANAGEMENT

Comment Report

Account #	Requested	Comment
70-202-39010-00166	\$20,000	Non-affiliated retiree health insurance contributions.
70-202-39010-00167	\$3,750	IBEW retiree health insurance contributions.
70-202-39010-00168	\$20,000	Teamsters retiree health insurance contributions.
70-202-39010-00169	\$3,500	YPEA retiree health insurance contributions.
70-202-39010-00170	\$98,500	FOP retiree health insurance contributions
70-202-39010-00171	\$55,000	IAFF retiree health insurance contributions.
70-202-39020-00166	\$106,779	Non-affiliated health insurance contributions.
70-202-39020-00167	\$8,200	IBEW employees health insurance contributions.
70-202-39020-00168	\$91,546	Teamsters employees health insurance contributions.
70-202-39020-00169	\$23,135	YPEA health insurance contributions.
70-202-39020-00170	\$49,800	FOP health insurance contributions.
70-202-39020-00171	\$31,228	IAFF employees health insurance contributions.
70-202-39041-00000	\$425,000	Prescription drug claim rebates.
70-202-39090-00000	\$9,727,327	Calculated: Internal Services
70-202-39100-00000	\$412,897	Calculated: Internal Services
70-202-39110-00000	\$414,950	Calculated: Internal Services
70-202-39150-00000	\$402,985	Calculated: Internal Services
70-202-39160-00000	\$1,264,791	Calculated: Internal Services
70-202-39170-00000	\$43,579	Calculated: Internal Services
70-202-39183-00000	\$28,461	Calculated: Internal Services
Revenue Total:		\$13,231,428
70-202-41051-00000	\$6,992,201	Projected 2019 health insurance claims costs.
70-202-41052-00000	\$435,000	Projected 2019 dental claims.
70-202-41053-00000	\$60,000	Projected 2019 visions benefits claims.
70-202-41060-00000	\$45,000	Projected 2019 life insurance premium.
70-202-41070-00000	\$351,000	Projected 2019 health insurance stop loss insurance premium.
70-202-41080-00000	\$310,000	Projected 2019 health insurance administrative fees.
70-202-41090-00000	\$600,000	Projected 2019 worker's compensation claims.
70-202-41100-00000	\$40,000	Projected 2019 reimbursement to the PA Unemployment Commission.

RISK MANAGEMENT

Comment Report

Account #	Requested	Comment
70-202-41110-00000	\$3,208,077	Projected 2019 prescription drug costs.
70-202-43050-00000	\$300,000	Projected 2019 insurance claims costs.
70-202-43051-00000	\$20,000	Begin paying first aid supplies in 2019 and AED supplies.
70-202-43406-00000	\$100,000	Other Post Employment Benefits
70-202-44330-00000	\$210,000	Projected 2019 property insurance premiums. 5% above 2018 Projections
70-202-44340-00000	\$157,000	Projected 2019 vehicle insurance premiums. 5% increase over 2018
70-202-44350-00000	\$500	Projected 2019 bond premium.
70-202-44360-00000	\$126,750	Projected 2019 general liability premium cost. 5% increase
70-202-44380-00000	\$112,300	Projected 2019 Police Professional Liability insurance premium cost. 5% Increase
70-202-44390-00000	\$71,600	Projected 2019 Public Officials Liability insurance premium cost. 5% increase
70-202-44391-00000	\$92,000	Associated fees for liability and worker's compensation coverages.
Expense Total:	\$13,231,428	

RISK MANAGEMENT

Fund Total Report

Fund	Fund Description		2018 Adjusted Budget	2018 Projected Year End	2019 Budget Request
70	INTERNAL SERVICES	Revenue:	\$10,338,455	\$10,716,951	\$13,231,428
		Expense:	\$11,917,601	\$13,706,949	\$13,231,428
		Total Revenue:	\$10,338,455	\$10,716,951	\$13,231,428
		Total Expense:	\$11,917,601	\$13,706,949	\$13,231,428

RISK MANAGEMENT

Cost Center Total Report

Cost Center	Cost Center Description		2018 Adjusted Budget	2018 Projected Year End	2019 Budget Request
00000	NONE	Revenue:	\$9,771,305	\$10,137,172	\$12,719,990
		Expense:	\$11,917,601	\$13,706,949	\$13,231,428
00166	NAFF	Revenue:	\$155,000	\$122,884	\$126,779
		Expense:	\$0	\$0	\$0
00167	IBEW	Revenue:	\$10,000	\$12,072	\$11,950
		Expense:	\$0	\$0	\$0
00168	YCEU	Revenue:	\$140,000	\$112,248	\$111,546
		Expense:	\$0	\$0	\$0
00169	YPEA	Revenue:	\$115,000	\$50,605	\$26,635
		Expense:	\$0	\$0	\$0
00170	FOP	Revenue:	\$52,250	\$181,539	\$148,300
		Expense:	\$0	\$0	\$0
00171	IAFF	Revenue:	\$94,900	\$100,432	\$86,228
		Expense:	\$0	\$0	\$0
		Total Revenue:	\$10,338,455	\$10,716,951	\$13,231,428
		Total Expense:	\$11,917,601	\$13,706,949	\$13,231,428

FINANCE

Revenue Total		Expense Total	
Total Adj. Budget:	\$53,203,236	Total Adj. Budget:	\$20,035,022
Total Projected:	\$50,370,615	Total Projected:	\$19,432,951
Total Requested:	\$53,937,125	Total Requested:	\$20,384,261

Account #	Account Description	2018 Adjusted Budget	2018 Projected Year End	2019 Budget Request
REVENUE				
10-210-30060-00000	EARNED INCOME	\$2,600,000	\$3,100,000	\$3,100,000
10-210-30063-00000	EARNED INCOME-DISTRESSED PEN	\$3,300,000	\$3,650,000	\$3,650,000
10-210-30070-00000	LOCAL SERVICES TAX	\$1,200,000	\$1,211,584	\$1,200,000
10-210-30080-00000	MERCANTILE/BP TAXES	\$3,000,000	\$3,236,809	\$3,175,000
10-210-30082-00000	ADMISSIONS TAX	\$20,000	\$80,000	\$80,000
10-210-30083-00000	PARKING TAX	\$283,000	\$290,513	\$295,000
10-210-31100-00000	CABLE TV FRANCHISE LICENSES	\$285,000	\$273,000	\$285,000
10-210-31282-00000	PARKING TAX LICENSE FEE	\$9,500	\$11,638	\$10,000
10-210-31284-00000	BYOB PERMIT	\$0	\$200	\$0
10-210-32030-00000	TICKET NOTICE FEES	\$60,000	\$0	\$0
10-210-32060-00000	PARKING FINE-CITY,STATE,PARKIN	\$1,700,000	\$1,023,666	\$1,000,000
10-210-32061-00000	NO SEG DESC	\$0	\$602,000	\$602,000
10-210-32080-00000	STATE POLICE FINES	\$15,000	\$15,000	\$15,000
10-210-32110-00000	BAD CHECKS	\$0	\$1,315	\$0
10-210-32120-00000	BAD CHECK CHARGE	\$0	\$538	\$0
10-210-34100-00000	PUBLIC UTILITY REALTY TAX ASSE	\$35,000	\$34,000	\$35,000
10-210-35300-00000	REFUSE FEES	\$6,025,000	\$5,550,000	\$6,025,000
10-210-35320-00000	HAZARDOUS WASTE FEES	\$50,000	\$55,938	\$50,000
10-210-35511-00000	NO PARKING SIGN FEE	\$500	\$304	\$500
10-210-35654-00000	RESIDENTIAL PARKING PERMITS	\$450	\$600	\$500
10-210-35655-00000	RESIDENTIAL HANDICAPPED PARKI	\$2,000	\$2,740	\$2,000
10-210-36033-00000	CONTRIBUTIONS IN LIEU OF TAXES	\$700,000	\$600,000	\$600,000
10-210-37080-00000	MISCELLANEOUS	\$0	\$55,811	\$0
10-210-39083-00000	GA REIMB-OTHER REIMB ADMIN	\$141,000	\$141,000	\$141,000
10-210-39150-00000	TRANSFER FROM SEWER FUND	\$3,502,418	\$3,502,418	\$3,502,418
10-210-39160-00000	TRANSFER FROM IMSF	\$749,693	\$749,693	\$749,693
COST CENTER TOTAL (NONE):		\$23,678,561	\$24,186,139	\$24,518,111
FUND TOTAL (GENERAL):		\$23,678,561	\$24,186,139	\$24,518,111
40-210-30010-00000	REAL ESTATE TAXES	\$2,207,539	\$2,164,488	\$2,094,928
40-210-30020-00000	TAX CLAIM	\$100,000	\$231,913	\$200,000
40-210-34130-00000	PENSION - STATE AID	\$1,900,000	\$1,900,000	\$1,900,000
COST CENTER TOTAL (NONE):		\$4,207,539	\$4,296,401	\$4,194,928
FUND TOTAL (1995 BISF):		\$4,207,539	\$4,296,401	\$4,194,928
41-210-30010-00000	REAL ESTATE TAXES	\$115,253	\$113,113	\$137,285
41-210-30020-00000	TAX CLAIM	\$50,000	\$27,384	\$25,000
COST CENTER TOTAL (NONE):		\$165,253	\$140,497	\$162,285
FUND TOTAL (1998 BISF):		\$165,253	\$140,497	\$162,285
42-210-30020-00000	TAX CLAIM	\$0	\$26,136	\$0
COST CENTER TOTAL (NONE):		\$0	\$26,136	\$0

FINANCE

Revenue Total		Expense Total	
Total Adj. Budget:	\$53,203,236	Total Adj. Budget:	\$20,035,022
Total Projected:	\$50,370,615	Total Projected:	\$19,432,951
Total Requested:	\$53,937,125	Total Requested:	\$20,384,261

Account #	Account Description	2018 Adjusted Budget	2018 Projected Year End	2019 Budget Request
FUND TOTAL (2001 ICE RINK BISF):		\$0	\$26,136	\$0
43-210-30020-00000	TAX CLAIM	\$0	\$477	\$0
COST CENTER TOTAL (NONE):		\$0	\$477	\$0
FUND TOTAL (2002 BISF):		\$0	\$477	\$0
44-210-37156-00000	CREDIT INTEREST PAYMENT(IRS)	\$51,611	\$51,611	\$47,713
44-210-38091-00000	LEASES	\$176,167	\$147,255	\$147,255
44-210-39090-00000	TRANSFER FROM GENERAL FUND	\$47,172	\$47,172	\$78,732
COST CENTER TOTAL (NONE):		\$274,950	\$246,038	\$273,700
FUND TOTAL (2011 BISF):		\$274,950	\$246,038	\$273,700
45-210-30010-00000	REAL ESTATE TAXES	\$77,131	\$75,588	\$80,231
45-210-39090-00000	TRANSFER FROM GENERAL FUND	\$281,886	\$281,886	\$281,686
45-210-39100-00000	TRANSFER FROM RECREATION FUN	\$38,058	\$38,058	\$38,058
45-210-39150-00000	TRANSFER FROM SEWER FUND	\$281,041	\$281,041	\$281,040
COST CENTER TOTAL (NONE):		\$678,115	\$676,572	\$681,015
FUND TOTAL (2017 BISF):		\$678,115	\$676,572	\$681,015
60-210-35290-00000	SEWER FEES	\$11,400,000	\$8,900,000	\$11,400,000
60-210-35350-00000	TAX & SEWER CERTIFICATION/COP	\$3,000	\$2,255	\$3,000
COST CENTER TOTAL (NONE):		\$11,403,000	\$8,902,255	\$11,403,000
60-210-35400-00019	DEBT SERVICE	\$465,552	\$469,753	\$476,585
COST CENTER TOTAL (MANCHESTER TWP):		\$465,552	\$469,753	\$476,585
60-210-35400-00020	DEBT SERVICE	\$87,089	\$99,265	\$100,709
COST CENTER TOTAL (NORTH YORK BOROUGH):		\$87,089	\$99,265	\$100,709
60-210-35400-00021	DEBT SERVICE	\$620,378	\$580,548	\$588,992
COST CENTER TOTAL (SPRING GARDEN TWP):		\$620,378	\$580,548	\$588,992
60-210-35400-00022	DEBT SERVICE	\$601,000	\$601,000	\$601,000
60-210-35410-00022	CAPACITY SALE - SPRINGETTSBUR	\$230,000	\$230,000	\$230,000
COST CENTER TOTAL (SPRINGETTSBURY TWP):		\$831,000	\$831,000	\$831,000

FINANCE

Revenue Total		Expense Total	
Total Adj. Budget:	\$53,203,236	Total Adj. Budget:	\$20,035,022
Total Projected:	\$50,370,615	Total Projected:	\$19,432,951
Total Requested:	\$53,937,125	Total Requested:	\$20,384,261

Account #	Account Description	2018 Adjusted Budget	2018 Projected Year End	2019 Budget Request
60-210-35400-00023	DEBT SERVICE	\$714,993	\$654,245	\$663,761
COST CENTER TOTAL (WEST MANCHESTER TWP):		\$714,993	\$654,245	\$663,761
60-210-35400-00024	DEBT SERVICE	\$234,389	\$231,618	\$234,987
COST CENTER TOTAL (WEST YORK BOROUGH):		\$234,389	\$231,618	\$234,987
60-210-35400-00025	DEBT SERVICE	\$754,237	\$648,229	\$657,657
COST CENTER TOTAL (YORK TOWNSHIP):		\$754,237	\$648,229	\$657,657
FUND TOTAL (SEWER):		\$15,110,638	\$12,416,913	\$14,956,691
61-210-33010-00000	INVESTMENT/CASH MANAGEMENT I	\$0	\$10,152	\$0
COST CENTER TOTAL (NONE):		\$0	\$10,152	\$0
61-210-35380-00019	TREATMENT CHARGE	\$1,022,645	\$934,716	\$1,054,214
COST CENTER TOTAL (MANCHESTER TWP):		\$1,022,645	\$934,716	\$1,054,214
61-210-35380-00020	TREATMENT CHARGE	\$158,651	\$145,012	\$160,019
COST CENTER TOTAL (NORTH YORK BOROUGH):		\$158,651	\$145,012	\$160,019
61-210-35380-00021	TREATMENT CHARGE	\$1,284,122	\$1,173,712	\$1,263,556
COST CENTER TOTAL (SPRING GARDEN TWP):		\$1,284,122	\$1,173,712	\$1,263,556
61-210-35380-00022	TREATMENT CHARGE	\$30,244	\$16,010	\$29,367
COST CENTER TOTAL (SPRINGETTSBURY TWP):		\$30,244	\$16,010	\$29,367
61-210-35380-00023	TREATMENT CHARGE	\$1,163,996	\$1,063,916	\$1,151,207
COST CENTER TOTAL (WEST MANCHESTER TWP):		\$1,163,996	\$1,063,916	\$1,151,207
61-210-35380-00024	TREATMENT CHARGE	\$972,344	\$888,740	\$972,237
COST CENTER TOTAL (WEST YORK BOROUGH):		\$972,344	\$888,740	\$972,237
61-210-35380-00025	TREATMENT CHARGE	\$1,240,161	\$1,133,532	\$1,221,579
COST CENTER TOTAL (YORK TOWNSHIP):		\$1,240,161	\$1,133,532	\$1,221,579

FINANCE

Revenue Total		Expense Total	
Total Adj. Budget:	\$53,203,236	Total Adj. Budget:	\$20,035,022
Total Projected:	\$50,370,615	Total Projected:	\$19,432,951
Total Requested:	\$53,937,125	Total Requested:	\$20,384,261

Account #	Account Description	2018 Adjusted Budget	2018 Projected Year End	2019 Budget Request
61-210-35380-00026	TREATMENT CHARGE	\$3,216,016	\$2,939,525	\$3,298,215
COST CENTER TOTAL (YORK CITY):		\$3,216,016	\$2,939,525	\$3,298,215
FUND TOTAL (IMSF):		\$9,088,179	\$8,305,316	\$9,150,394
62-210-35390-00019	SEWER CHARGE	\$0	\$1,637	\$0
COST CENTER TOTAL (MANCHESTER TWP):		\$0	\$1,637	\$0
62-210-35390-00020	SEWER CHARGE	\$0	\$2,479	\$0
COST CENTER TOTAL (NORTH YORK BOROUGH):		\$0	\$2,479	\$0
62-210-35390-00021	SEWER CHARGE	\$0	\$21,370	\$0
COST CENTER TOTAL (SPRING GARDEN TWP):		\$0	\$21,370	\$0
62-210-35390-00023	SEWER CHARGE	\$0	\$21,553	\$0
COST CENTER TOTAL (WEST MANCHESTER TWP):		\$0	\$21,553	\$0
62-210-35390-00024	SEWER CHARGE	\$0	\$9,591	\$0
COST CENTER TOTAL (WEST YORK BOROUGH):		\$0	\$9,591	\$0
62-210-35390-00025	SEWER CHARGE	\$0	\$19,498	\$0
COST CENTER TOTAL (YORK TOWNSHIP):		\$0	\$19,498	\$0
FUND TOTAL (SEWER TRANSPORTATION):		\$0	\$76,128	\$0
REVENUE TOTAL:		\$53,203,236	\$50,370,615	\$53,937,125

EXPENDITURES

10-210-40010-00000	SALARIES/WAGES	\$152,055	\$147,614	\$167,485
10-210-40020-00000	PART TIME EMPLOYEES	\$36,400	\$0	\$0
10-210-40030-00000	OVERTIME	\$0	\$8,589	\$7,500
10-210-40040-00000	SHIFT DIFFERENTIAL	\$0	\$38	\$100
10-210-40050-00000	VACATION	\$0	\$3,437	\$0
10-210-40060-00000	HOLIDAY	\$0	\$1,916	\$0
10-210-40070-00000	SICK	\$0	\$777	\$0
10-210-40150-00000	CONTINGENCY	\$0	\$0	\$228,348
10-210-41010-00000	FICA	\$14,417	\$12,421	\$13,386
10-210-42040-00000	AUDIT	\$77,000	\$77,000	\$77,800
10-210-42070-00000	OTHER PROFESSIONAL SERVICES	\$164,090	\$273,232	\$174,600
10-210-43150-00000	INTERFUND TRANSFER	\$423,995	\$423,995	\$696,960
10-210-43170-00000	REFUNDS	\$0	\$1,340	\$0

FINANCE

Revenue Total		Expense Total	
Total Adj. Budget:	\$53,203,236	Total Adj. Budget:	\$20,035,022
Total Projected:	\$50,370,615	Total Projected:	\$19,432,951
Total Requested:	\$53,937,125	Total Requested:	\$20,384,261

Account #	Account Description	2018 Adjusted Budget	2018 Projected Year End	2019 Budget Request
10-210-43190-00000	CENTRAL SERVICES ALLOCATIONS	\$24,031	\$24,031	\$20,866
10-210-43191-00000	INFO SERVICES ALLOCATIONS	\$14,648	\$14,648	\$14,649
10-210-43192-00000	HUMAN RESOURCES ALLOCATIONS	\$5,994	\$5,994	\$4,844
10-210-43193-00000	INSURANCE ALLOCATIONS	\$87,499	\$87,499	\$108,220
10-210-43194-00000	BUSINESS ADMIN ALLOCATIONS	\$35,068	\$35,068	\$30,854
10-210-44210-00000	OTHER REPAIR SERVICE	\$50	\$0	\$0
10-210-45020-00000	OFFICE/DATA PROCESSING	\$900	\$900	\$0
COST CENTER TOTAL (NONE):		\$1,036,148	\$1,118,500	\$1,545,614
FUND TOTAL (GENERAL):		\$1,036,148	\$1,118,500	\$1,545,614
20-210-40150-00000	CONTINGENCY	\$0	\$0	\$13,113
COST CENTER TOTAL (NONE):		\$0	\$0	\$13,113
FUND TOTAL (RECREATION):		\$0	\$0	\$13,113
40-210-43110-00000	TRUSTEE FEES	\$1,525	\$1,525	\$1,525
40-210-43130-00000	PRINCIPAL EXPENSE-DEBT SERVIC	\$4,190,000	\$4,190,000	\$4,190,000
COST CENTER TOTAL (NONE):		\$4,191,525	\$4,191,525	\$4,191,525
FUND TOTAL (1995 BISF):		\$4,191,525	\$4,191,525	\$4,191,525
41-210-43110-00000	TRUSTEE FEES	\$1,100	\$972	\$1,100
41-210-43130-00000	PRINCIPAL EXPENSE-DEBT SERVIC	\$160,000	\$160,000	\$160,000
COST CENTER TOTAL (NONE):		\$161,100	\$160,972	\$161,100
FUND TOTAL (1998 BISF):		\$161,100	\$160,972	\$161,100
44-210-43110-00000	TRUSTEE FEES	\$1,000	\$0	\$1,000
44-210-43120-00000	INTEREST EXPENSE-DEBT SERVICE	\$148,950	\$148,900	\$137,700
44-210-43130-00000	PRINCIPAL EXPENSE-DEBT SERVIC	\$125,000	\$125,000	\$135,000
COST CENTER TOTAL (NONE):		\$274,950	\$273,900	\$273,700
FUND TOTAL (2011 BISF):		\$274,950	\$273,900	\$273,700
45-210-43110-00000	Trustee Fees	\$0	\$1,000	\$1,000
45-210-43120-00000	INTEREST EXPENSE-DEBT SERVICE	\$672,435	\$672,435	\$672,235
45-210-43130-00000	PRINCIPAL EXPENSE-DEBT SERVIC	\$5,000	\$5,000	\$5,000
COST CENTER TOTAL (NONE):		\$677,435	\$678,435	\$678,235
FUND TOTAL (2017 BISF):		\$677,435	\$678,435	\$678,235
60-210-40010-00000	SALARIES/WAGES	\$216,335	\$183,852	\$202,932
60-210-40030-00000	OVERTIME	\$0	\$11,606	\$12,000

FINANCE

Revenue Total		Expense Total	
Total Adj. Budget:	\$53,203,236	Total Adj. Budget:	\$20,035,022
Total Projected:	\$50,370,615	Total Projected:	\$19,432,951
Total Requested:	\$53,937,125	Total Requested:	\$20,384,261

Account #	Account Description	2018 Adjusted Budget	2018 Projected Year End	2019 Budget Request
60-210-40040-00000	SHIFT DIFFERENTIAL	\$0	\$97	\$125
60-210-40050-00000	VACATION	\$0	\$8,408	\$0
60-210-40060-00000	HOLIDAY	\$0	\$3,375	\$0
60-210-40070-00000	SICK	\$0	\$3,282	\$0
60-210-40150-00000	CONTINGENCY	\$0	\$0	\$10,133
60-210-41010-00000	FICA	\$16,550	\$16,112	\$16,442
60-210-42040-00000	AUDIT	\$8,000	\$8,000	\$8,570
60-210-42080-00000	COLLECTION FEES	\$40,000	\$6,440	\$28,500
60-210-43090-00000	INDIRECT COSTS	\$869,601	\$869,601	\$869,601
60-210-43131-00000	SEWER LEASE/DEBT SERVICE	\$5,375,888	\$5,013,371	\$5,086,290
60-210-43150-00000	INTERFUND TRANSFER	\$2,874,276	\$2,874,276	\$2,874,276
60-210-43170-00000	REFUNDS	\$0	\$1,867	\$0
60-210-43190-00000	CENTRAL SERVICES ALLOCATIONS	\$11,316	\$11,316	\$10,823
60-210-43191-00000	INFO SERVICES ALLOCATIONS	\$9,583	\$9,583	\$9,584
60-210-43192-00000	HUMAN RESOURCES ALLOCATIONS	\$5,927	\$5,927	\$5,921
60-210-43193-00000	INSURANCE ALLOCATIONS	\$115,587	\$115,587	\$131,479
60-210-43194-00000	BUSINESS ADMIN ALLOCATIONS	\$34,674	\$34,674	\$37,711
60-210-44170-00000	BUILDING RENT	\$6,489	\$6,489	\$6,489
60-210-44280-00000	DATA PROCESSING	\$99,000	\$91,387	\$89,700
60-210-44290-00000	TOWNSHIP SEWER AGREEMENT	\$23,700	\$23,616	\$23,700
60-210-44300-00000	SEWER TREATMENT	\$3,216,016	\$2,939,500	\$3,298,215
60-210-45020-00000	OFFICE/DATA PROCESSING	\$1,000	\$999	\$0
COST CENTER TOTAL (NONE):		\$12,923,942	\$12,239,364	\$12,722,491
FUND TOTAL (SEWER):		\$12,923,942	\$12,239,364	\$12,722,491
61-210-40010-00000	SALARIES/WAGES	\$0	\$308	\$0
61-210-40150-00000	CONTINGENCY	\$0	\$0	\$31,002
61-210-41010-00000	FICA	\$0	\$24	\$0
61-210-42040-00000	AUDIT	\$14,500	\$14,500	\$14,500
61-210-43090-00000	INDIRECT COSTS	\$749,693	\$749,693	\$749,693
61-210-43190-00000	CENTRAL SERVICES ALLOCATIONS	\$386	\$386	\$0
61-210-43191-00000	INFO SERVICES ALLOCATIONS	\$411	\$411	\$0
61-210-43192-00000	HUMAN RESOURCES ALLOCATIONS	\$202	\$202	\$0
61-210-43193-00000	INSURANCE ALLOCATIONS	\$3,549	\$3,549	\$0
61-210-43194-00000	BUSINESS ADMIN ALLOCATIONS	\$1,182	\$1,182	\$0
COST CENTER TOTAL (NONE):		\$769,923	\$770,254	\$795,195
FUND TOTAL (IMSF):		\$769,923	\$770,254	\$795,195
70-210-40150-00000	CONTINGENCY	\$0	\$0	\$3,287
COST CENTER TOTAL (NONE):		\$0	\$0	\$3,287
FUND TOTAL (INTERNAL SERVICES):		\$0	\$0	\$3,287
EXPENSE TOTAL:		\$20,035,022	\$19,432,951	\$20,384,261

FINANCE

Comment Report

Account #	Requested	Comment
10-210-30060-00000	\$3,100,000	Based on historical collections Increased by Resolution No. 99
10-210-30063-00000	\$3,650,000	Based on historical collections Increased by Resolution No. 99
10-210-30070-00000	\$1,200,000	Based on historical collections
10-210-30080-00000	\$3,175,000	Based on historical collections (increased \$75000.000.00)
10-210-30082-00000	\$80,000	Based on historical collections
10-210-30083-00000	\$295,000	Based on historical collections
10-210-31100-00000	\$285,000	Based on historical collections and percentage
10-210-31282-00000	\$10,000	Based on historical collections
10-210-32060-00000	\$1,000,000	Based on historical collections
10-210-32061-00000	\$602,000	Based on 2018 projected collections
10-210-32080-00000	\$15,000	Based on historical collections
10-210-34100-00000	\$35,000	Based on historical collections
10-210-35300-00000	\$6,025,000	Based on historical collections, increased posting of delinquent customers.
10-210-35320-00000	\$50,000	Based on historical collections
10-210-35511-00000	\$500	Based on historical collections
10-210-35654-00000	\$500	Based on historical collections
10-210-35655-00000	\$2,000	Based on historical collections
10-210-36033-00000	\$600,000	Based on historical collections
10-210-39083-00000	\$141,000	Based on agreement with General Authority
10-210-39150-00000	\$3,502,418	Transfer from Sewer included 2019 Indirect costs.
10-210-39160-00000	\$749,693	2019 Indirect costs.
40-210-30010-00000	\$2,094,928	2.35 mil @ 89% allocation. Assessed value as of August 2018. 1,001,639,212.
40-210-30020-00000	\$200,000	Based on historical collections
40-210-34130-00000	\$1,900,000	Based on historical collections
41-210-30010-00000	\$137,285	0.1540 mil @89% collection . Assessed value as of August 2018. 1,001,639,212
41-210-30020-00000	\$25,000	Based on historical collections
44-210-37156-00000	\$47,713	Federal Subsidy according to debt service schedule
44-210-38091-00000	\$147,255	Family First Health \$855.00 per month, Santander Bank \$8,805.93 per month, City of York Departments \$2,610.28

FINANCE

Comment Report

Account #	Requested	Comment
44-210-39090-00000	\$78,732	Transfer to cover debt service expense
45-210-30010-00000	\$80,231	0.0900 mil @ 89% collection . Assessed value as of August 2018. 1,001,639,212
45-210-39090-00000	\$281,686	According to Debt Service Schedule
45-210-39100-00000	\$38,058	According to Debt Service Schedule
45-210-39150-00000	\$281,040	According to Debt Service Schedule
60-210-35290-00000	\$11,400,000	Based on historical collections, aggressive postings of delinquent customers.
60-210-35350-00000	\$3,000	Based on historical collections. Rate = \$25.00 for full history; \$5.00 for one year history
60-210-35400-00019	\$476,585	Anticipated Debt Service
60-210-35400-00020	\$100,709	Anticipated Debt Service
60-210-35400-00021	\$588,992	Anticipated Debt Service
60-210-35400-00022	\$601,000	According to agreement
60-210-35400-00023	\$663,761	Anticipated Debt Service
60-210-35400-00024	\$234,987	Anticipated Debt Service
60-210-35400-00025	\$657,657	Anticipated Debt Service
60-210-35410-00022	\$230,000	According to Agreement
61-210-35380-00019	\$1,054,214	Manchester Twp share of Fund 61 expenses
61-210-35380-00020	\$160,019	North York Borough Twp share of Fund 61 expenses
61-210-35380-00021	\$1,263,556	Spring Garden Twp share of Fund 61 expenses
61-210-35380-00022	\$29,367	Springettsbury Twp share of Fund 61 expenses
61-210-35380-00023	\$1,151,207	West Manchester Twp share of Fund 61 expenses
61-210-35380-00024	\$972,237	York Water share of Fund 61 expenses (formerly West York Borough)
61-210-35380-00025	\$1,221,579	York Twp share of Fund 61 expenses
61-210-35380-00026	\$3,298,215	York City portion of Treatment Charges
Revenue Total:	\$53,937,125	
10-210-40010-00000	\$167,485	2019 Salary Scale
10-210-40030-00000	\$7,500	2019 Salary Scale
10-210-40040-00000	\$100	2019 Salary Scale
10-210-40150-00000	\$228,348	2019 Budget

FINANCE

Comment Report

Account #	Requested	Comment
10-210-41010-00000	\$13,386	2019 Salary Scale
10-210-42040-00000	\$77,800	2018 Audiit
10-210-42070-00000	\$174,600	Financials \$91,500.00, TRAN \$20,000.00, Accountemps \$41,600.00 McKonly & Asbury \$16,500.00 and \$5,000.00 for unexpected costs
10-210-43150-00000	\$696,960	Transfers to 2011 Bond Issue Sinking Fund \$78,732.43, 2017 Bond Issue Sinking Fund \$281,685.78 and Recreation Fund \$336,042.00 Transfer increased by 190,116.00 to Balance Rec Fund
10-210-43190-00000	\$20,866	Calculated: Internal Services
10-210-43191-00000	\$14,649	Calculated: Internal Services
10-210-43192-00000	\$4,844	Calculated: Internal Services
10-210-43193-00000	\$108,220	Calculated: Internal Services
10-210-43194-00000	\$30,854	Calculated: Internal Services
20-210-40150-00000	\$13,113	2019 Budget
40-210-43110-00000	\$1,525	Anticipated Trustee Fees according to historical payments
40-210-43130-00000	\$4,190,000	Payment due 2/1/19 per debt service schedule
41-210-43110-00000	\$1,100	Anticipated trustee fees according to historical payments
41-210-43130-00000	\$160,000	Payment due 12/1/19 according to debt service schedule
44-210-43110-00000	\$1,000	Anticipated Trustee Fees according to historical payments
44-210-43120-00000	\$137,700	Payments according to Debt Service Schedule
44-210-43130-00000	\$135,000	Payments according to Debt Service Schedule
45-210-43110-00000	\$1,000	Trustee Fees for 2019
45-210-43120-00000	\$672,235	Payments according to Debt Service Schedule
45-210-43130-00000	\$5,000	Payments according to Debt Service Schedule
60-210-40010-00000	\$202,932	2019 Salary Scale
60-210-40030-00000	\$12,000	2019 Projection
60-210-40040-00000	\$125	2019 Projection
60-210-40150-00000	\$10,133	2019 Budget
60-210-41010-00000	\$16,442	2019 Salary Scale
60-210-42040-00000	\$8,570	Portion of 2018 Audit
60-210-42080-00000	\$28,500	Water Company shutoffs/postings and liens (Reduced \$1,500.00)

FINANCE

Comment Report

Account #	Requested	Comment
60-210-43090-00000	\$869,601	To be recalculated
60-210-43131-00000	\$5,086,290	Payments as per debt service schedule
60-210-43150-00000	\$2,874,276	To be recalculated
60-210-43190-00000	\$10,823	Calculated: Internal Services
60-210-43191-00000	\$9,584	Calculated: Internal Services
60-210-43192-00000	\$5,921	Calculated: Internal Services
60-210-43193-00000	\$131,479	Calculated: Internal Services
60-210-43194-00000	\$37,711	Calculated: Internal Services
60-210-44170-00000	\$6,489	Building Rent for space at 101 S. George Street based on square footage and the number of employees charged to the Sewer Fund
60-210-44280-00000	\$89,700	Postmaster \$43,000.00, Intellicor \$31,000.00 (printing of Sewer/Refuse bills), York Water data files \$1,200.00, lockbox services \$11,000.00, Unexpected costs/increases \$3,500.00
60-210-44290-00000	\$23,700	Sewer Agreement payments
60-210-44300-00000	\$3,298,215	York C ity portion of 2019 Treatment Charges.
61-210-40150-00000	\$31,002	2019 Budget
61-210-42040-00000	\$14,500	IMSF portion of 2018 audit
61-210-43090-00000	\$749,693	To be recalculated
70-210-40150-00000	\$3,287	2019 Budget
Expense Total:	\$20,384,261	

FINANCE

Fund Total Report

Fund	Fund Description		2018 Adjusted Budget	2018 Projected Year End	2019 Budget Request
10	GENERAL	Revenue:	\$23,678,561	\$24,186,139	\$24,518,111
		Expense:	\$1,036,148	\$1,118,500	\$1,545,614
20	RECREATION	Revenue:	\$0	\$0	\$0
		Expense:	\$0	\$0	\$13,113
40	1995 BISF	Revenue:	\$4,207,539	\$4,296,401	\$4,194,928
		Expense:	\$4,191,525	\$4,191,525	\$4,191,525
41	1998 BISF	Revenue:	\$165,253	\$140,497	\$162,285
		Expense:	\$161,100	\$160,972	\$161,100
42	2001 ICE RINK BISF	Revenue:	\$0	\$26,136	\$0
		Expense:	\$0	\$0	\$0
43	2002 BISF	Revenue:	\$0	\$477	\$0
		Expense:	\$0	\$0	\$0
44	2011 BISF	Revenue:	\$274,950	\$246,038	\$273,700
		Expense:	\$274,950	\$273,900	\$273,700
45	2017 BISF	Revenue:	\$678,115	\$676,572	\$681,015
		Expense:	\$677,435	\$678,435	\$678,235
60	SEWER	Revenue:	\$15,110,638	\$12,416,913	\$14,956,691
		Expense:	\$12,923,942	\$12,239,364	\$12,722,491
61	IMSF	Revenue:	\$9,088,179	\$8,305,316	\$9,150,394
		Expense:	\$769,923	\$770,254	\$795,195
62	SEWER TRANSPORTATION	Revenue:	\$0	\$76,128	\$0
		Expense:	\$0	\$0	\$0
70	INTERNAL SERVICES	Revenue:	\$0	\$0	\$0
		Expense:	\$0	\$0	\$3,287
		Total Revenue:	\$53,203,236	\$50,370,615	\$53,937,125
		Total Expense:	\$20,035,022	\$19,432,951	\$20,384,261

FINANCE

Cost Center Total Report

Cost Center	Cost Center Description		2018 Adjusted Budget	2018 Projected Year End	2019 Budget Request
00000	NONE	Revenue:	\$40,407,419	\$38,484,666	\$41,233,040
		Expense:	\$20,035,022	\$19,432,951	\$20,384,261
00019	MANCHESTER TWP	Revenue:	\$1,488,197	\$1,406,106	\$1,530,799
		Expense:	\$0	\$0	\$0
00020	NORTH YORK BOROUGH	Revenue:	\$245,740	\$246,756	\$260,728
		Expense:	\$0	\$0	\$0
00021	SPRING GARDEN TWP	Revenue:	\$1,904,500	\$1,775,630	\$1,852,548
		Expense:	\$0	\$0	\$0
00022	SPRINGETTSBURY TWP	Revenue:	\$861,244	\$847,010	\$860,367
		Expense:	\$0	\$0	\$0
00023	WEST MANCHESTER TWP	Revenue:	\$1,878,989	\$1,739,714	\$1,814,968
		Expense:	\$0	\$0	\$0
00024	WEST YORK BOROUGH	Revenue:	\$1,206,733	\$1,129,949	\$1,207,224
		Expense:	\$0	\$0	\$0
00025	YORK TOWNSHIP	Revenue:	\$1,994,398	\$1,801,259	\$1,879,236
		Expense:	\$0	\$0	\$0
00026	YORK CITY	Revenue:	\$3,216,016	\$2,939,525	\$3,298,215
		Expense:	\$0	\$0	\$0
		Total Revenue:	\$53,203,236	\$50,370,615	\$53,937,125
		Total Expense:	\$20,035,022	\$19,432,951	\$20,384,261

Finance Division

Position Title	Union	2018 FTE Approved	2018 Wages	2019 FTE Requested	2019 Wages	FTE Increase/ (Decrease)	Wages Increase/ (Decrease)
Deputy Business Administrator for Finance	NAFF	1	\$76,712	1	\$78,630	0	\$1,918
Staff Accountant	NAFF	2	\$97,561	2	\$100,000	0	\$2,439
Accounting Assistant	NAFF	1	\$36,400	1	\$37,310	0	\$910
Revenue Supervisor	NAFF	1	\$49,499	1	\$50,737	0	\$1,237
Revenue Specialist	NAFF	1	\$38,984	1	\$39,959	0	\$975
Clerk II Cashier	YPEA	3	\$116,541	3	\$116,631	0	\$90
Total		9	\$415,698	9	\$423,267	0	\$7,569

Employee Totals	
NAFF	6
Full Time	6
YPEA	3
Full Time	3
Total	9

Fund Totals	
10 - General	\$220,335
60 - Sewer	\$202,932
Total	\$423,267

- \$52,850 100% of 1 Staff Accountant to 10-230
\$370,417

CENTRAL SERVICES

Revenue Total		Expense Total	
Total Adj. Budget:	\$1,025,400	Total Adj. Budget:	\$1,163,680
Total Projected:	\$1,027,199	Total Projected:	\$993,602
Total Requested:	\$986,137	Total Requested:	\$986,137

Account #	Account Description	2018 Adjusted Budget	2018 Projected Year End	2019 Budget Request
REVENUE				
70-213-39080-00000	EXPENSE REIMBURSEMENTS - OTHE	\$0	\$1,799	\$0
70-213-39090-00000	TRANSFER FROM GENERAL FUND	\$818,959	\$818,959	\$781,025
70-213-39100-00000	TRANSFER FROM RECREATION FUN	\$42,788	\$42,788	\$39,352
70-213-39110-00000	TRANSFER FROM STATE HEALTH	\$33,519	\$33,519	\$39,649
70-213-39150-00000	TRANSFER FROM SEWER FUND	\$34,033	\$34,033	\$33,196
70-213-39160-00000	TRANSFER FROM IMSF	\$90,042	\$90,042	\$87,200
70-213-39170-00000	TRANSFER FROM WEYER TRUST FU	\$4,280	\$4,280	\$3,973
70-213-39183-00000	TRANSFER FROM WHITE ROSE COM	\$1,779	\$1,779	\$1,741
COST CENTER TOTAL (NONE):		\$1,025,400	\$1,027,199	\$986,137
FUND TOTAL (INTERNAL SERVICES):		\$1,025,400	\$1,027,199	\$986,137
REVENUE TOTAL:		\$1,025,400	\$1,027,199	\$986,137
EXPENDITURES				
70-213-40010-00000	SALARIES/WAGES	\$180,076	\$124,630	\$114,377
70-213-40020-00000	PART TIME EMPLOYEES	\$23,510	\$24,133	\$16,619
70-213-40030-00000	OVERTIME	\$0	\$3,400	\$0
70-213-40040-00000	SHIFT DIFFERENTIAL	\$0	\$826	\$0
70-213-40050-00000	VACATION	\$0	\$9,750	\$0
70-213-40060-00000	HOLIDAY	\$0	\$4,199	\$0
70-213-40070-00000	SICK	\$0	\$3,780	\$0
70-213-40080-00000	BEREAVEMENT	\$0	\$281	\$0
70-213-41010-00000	FICA	\$15,574	\$13,095	\$10,021
70-213-41140-00000	TUITION REIMBURSEMENT	\$20,500	\$18,575	\$20,500
70-213-42070-00000	OTHER PROFESSIONAL SERVICES	\$80,000	\$79,177	\$70,000
70-213-43012-00000	TRAVEL & TRAINING	\$94,700	\$69,418	\$45,000
70-213-43030-00000	CONTRIBUTIONS	\$22,000	\$22,000	\$22,000
70-213-43170-00000	REFUNDS	\$0	\$76	\$0
70-213-43200-00000	MERCHANT/BANK FEES	\$70,000	\$69,999	\$70,000
70-213-44010-00000	POSTAGE/SHIPPING	\$70,000	\$30,000	\$50,000
70-213-44020-00000	PRINTING/BINDING	\$25,000	\$24,999	\$25,000
70-213-44040-00000	ADVERTISING	\$70,000	\$41,437	\$40,000
70-213-44050-00000	TELEPHONE	\$225,000	\$207,349	\$200,000
70-213-44180-00000	VEHICLE/EQUIPMENT RENTAL	\$1,500	\$1,500	\$1,500
70-213-44210-00000	OTHER REPAIR SERVICE	\$1,300	\$1,300	\$1,000
70-213-44420-00000	WIRELESS COMMUNICATION	\$157,400	\$146,339	\$150,000
70-213-45010-00000	FOOD	\$120	\$120	\$120
70-213-45020-00000	OFFICE/DATA PROCESSING	\$0	\$0	\$35,000
70-213-45050-00000	JANITORIAL SUPPLIES	\$45,000	\$44,263	\$55,000
70-213-45090-00000	BOOKS/SUBSCRIPTIONS	\$0	\$0	\$11,000
70-213-45300-00000	OTHER SUPPLIES/MATERIALS	\$1,000	\$1,889	\$2,000
70-213-45310-00000	COPIER/FAX SUPPLIES	\$40,000	\$45,453	\$46,000
70-213-46110-00000	OFFICE EQUIPMENT/FURNITURE	\$1,000	\$1,000	\$1,000
COST CENTER TOTAL (NONE):		\$1,143,680	\$988,989	\$986,137

CENTRAL SERVICES

Revenue Total		Expense Total	
Total Adj. Budget:	\$1,025,400	Total Adj. Budget:	\$1,163,680
Total Projected:	\$1,027,199	Total Projected:	\$993,602
Total Requested:	\$986,137	Total Requested:	\$986,137

Account #	Account Description	2018 Adjusted Budget	2018 Projected Year End	2019 Budget Request
70-213-42070-00136	OTHER PROFESSIONAL SERVICES	\$20,000	\$4,613	\$0
COST CENTER TOTAL (CITY NEWSLETTER):		\$20,000	\$4,613	\$0
FUND TOTAL (INTERNAL SERVICES):		\$1,163,680	\$993,602	\$986,137
EXPENSE TOTAL:		\$1,163,680	\$993,602	\$986,137

CENTRAL SERVICES

Comment Report

Account #	Requested	Comment
70-213-39090-00000	\$781,025	Calculated: Internal Services
70-213-39100-00000	\$39,352	Calculated: Internal Services
70-213-39110-00000	\$39,649	Calculated: Internal Services
70-213-39150-00000	\$33,196	Calculated: Internal Services
70-213-39160-00000	\$87,200	Calculated: Internal Services
70-213-39170-00000	\$3,973	Calculated: Internal Services
70-213-39183-00000	\$1,741	Calculated: Internal Services
<hr/>		
Revenue Total:	\$986,137	
<hr/>		
70-213-40010-00000	\$114,377	2019 Salary Scale
70-213-40020-00000	\$16,619	2019 Salary Scale
70-213-41010-00000	\$10,021	2019 Salary Scale
70-213-41140-00000	\$20,500	Employee tuition reimbursement
70-213-42070-00000	\$70,000	Other Professional Services
70-213-43012-00000	\$45,000	Employee Travel/Training expenses
70-213-43030-00000	\$22,000	Support of Martin Library
70-213-43200-00000	\$70,000	Merrchant/Bank Fees Merchant/Bank Fees
70-213-44010-00000	\$50,000	Postage/Shipping expenses
70-213-44020-00000	\$25,000	Printing/Binding expenses
70-213-44040-00000	\$40,000	Advertising expenses
70-213-44050-00000	\$200,000	Telephone expenses
70-213-44180-00000	\$1,500	Vehicle/Equipment Rental
70-213-44210-00000	\$1,000	For Postage machine
70-213-44420-00000	\$150,000	Wireless Communications expenses Wireless Communications Increaseed 10,000.00 by BUdget Committee
70-213-45010-00000	\$120	Food
70-213-45020-00000	\$35,000	Office/Data Processing expenses
70-213-45050-00000	\$55,000	Janitorial Supplies expense
70-213-45090-00000	\$11,000	Books/Subscriptions expense
70-213-45300-00000	\$2,000	Other Supplies/Material expenses

CENTRAL SERVICES

Comment Report

Account #	Requested	Comment
70-213-45310-00000	\$46,000	Copier/Fax Supplies expense.
70-213-46110-00000	\$1,000	Office Equipment expense
Expense Total:	\$986,137	

CENTRAL SERVICES

Fund Total Report

Fund	Fund Description		2018 Adjusted Budget	2018 Projected Year End	2019 Budget Request
70	INTERNAL SERVICES	Revenue:	\$1,025,400	\$1,027,199	\$986,137
		Expense:	\$1,163,680	\$993,602	\$986,137
		Total Revenue:	\$1,025,400	\$1,027,199	\$986,137
		Total Expense:	\$1,163,680	\$993,602	\$986,137

CENTRAL SERVICES

Cost Center Total Report

Cost Center	Cost Center Description		2018 Adjusted Budget	2018 Projected Year End	2019 Budget Request
00000	NONE	Revenue:	\$1,025,400	\$1,027,199	\$986,137
		Expense:	\$1,143,680	\$988,989	\$986,137
00136	CITY NEWSLETTER	Revenue:	\$0	\$0	\$0
		Expense:	\$20,000	\$4,613	\$0
		Total Revenue:	\$1,025,400	\$1,027,199	\$986,137
		Total Expense:	\$1,163,680	\$993,602	\$986,137

Central Services

Position Title	Union	2018 FTE Approved	2018 Wages	2019 FTE Requested	2019 Wages	FTE Increase/ (Decrease)	Wages Increase/ (Decrease)
Admin Intake Support Specialist	YPEA	1	\$40,162	1	\$40,162	0	\$0
Custodian	TEAM	2	\$74,214	2	\$74,214	0	\$0
Total		3	\$114,377	3	\$114,377	0	\$0

Employee Totals	
TEAM	2
Full Time	2
YPEA	1
Full Time	1
Total	3

Fund Totals	
70 - Internal Services	\$114,377
Total	\$114,377

\$16,619 50% of Emergency Planning Specialist from 10-600
\$130,996

INFORMATION TECHNOLOGY

Revenue Total		Expense Total	
Total Adj. Budget:	\$928,055	Total Adj. Budget:	\$1,055,618
Total Projected:	\$908,055	Total Projected:	\$1,190,486
Total Requested:	\$910,456	Total Requested:	\$910,456

Account #	Account Description	2018 Adjusted Budget	2018 Projected Year End	2019 Budget Request
REVENUE				
70-220-37070-00000	OTHER - SALES	\$20,000	\$0	\$0
70-220-39090-00000	TRANSFER FROM GENERAL FUND	\$702,979	\$702,979	\$705,774
70-220-39100-00000	TRANSFER FROM RECREATION FUN	\$30,802	\$30,802	\$30,805
70-220-39110-00000	TRANSFER FROM STATE HEALTH	\$33,540	\$33,540	\$33,543
70-220-39150-00000	TRANSFER FROM SEWER FUND	\$27,654	\$27,654	\$27,656
70-220-39160-00000	TRANSFER FROM IMSF	\$105,550	\$105,550	\$105,147
70-220-39170-00000	TRANSFER FROM WEYER TRUST FU	\$4,791	\$4,791	\$4,792
70-220-39183-00000	TRANSFER FROM WHITE ROSE COM	\$2,738	\$2,738	\$2,738
COST CENTER TOTAL (NONE):		\$928,055	\$908,055	\$910,456
FUND TOTAL (INTERNAL SERVICES):		\$928,055	\$908,055	\$910,456
REVENUE TOTAL:		\$928,055	\$908,055	\$910,456
EXPENDITURES				
70-220-40010-00000	SALARIES/WAGES	\$277,397	\$264,522	\$237,447
70-220-40030-00000	OVERTIME	\$1,000	\$4,004	\$4,500
70-220-40050-00000	VACATION	\$0	\$5,003	\$0
70-220-40060-00000	HOLIDAY	\$0	\$4,457	\$0
70-220-40070-00000	SICK	\$0	\$3,541	\$0
70-220-40080-00000	BEREAVEMENT	\$0	\$176	\$0
70-220-41010-00000	FICA	\$21,221	\$21,537	\$18,509
70-220-42070-00000	OTHER PROFESSIONAL SERVICES	\$200,000	\$200,000	\$35,000
70-220-44210-00000	OTHER REPAIR SERVICE	\$5,000	\$4,999	\$0
70-220-44400-00000	OTHER CONTRACTUAL SERVICES	\$85,000	\$216,246	\$235,000
70-220-45020-00000	OFFICE/DATA PROCESSING	\$500	\$500	\$0
70-220-45090-00000	BOOKS/SUBSCRIPTIONS	\$500	\$500	\$0
70-220-46120-00000	DATA PROCESSING EQUIPMENT	\$195,000	\$195,000	\$110,000
70-220-46122-00000	CAPITAL - DP SOFTWARE MAINT	\$270,000	\$270,000	\$270,000
COST CENTER TOTAL (NONE):		\$1,055,618	\$1,190,486	\$910,456
FUND TOTAL (INTERNAL SERVICES):		\$1,055,618	\$1,190,486	\$910,456
EXPENSE TOTAL:		\$1,055,618	\$1,190,486	\$910,456

INFORMATION TECHNOLOGY

Comment Report

Account #	Requested	Comment
70-220-39090-00000	\$705,774	Calculated: Internal Services
70-220-39100-00000	\$30,805	Calculated: Internal Services
70-220-39110-00000	\$33,543	Calculated: Internal Services
70-220-39150-00000	\$27,656	Calculated: Internal Services
70-220-39160-00000	\$105,147	Calculated: Internal Services
70-220-39170-00000	\$4,792	Calculated: Internal Services
70-220-39183-00000	\$2,738	Calculated: Internal Services
<hr/>		
Revenue Total:	\$910,456	
<hr/>		
70-220-40010-00000	\$237,447	2019 Salary Scale
70-220-40030-00000	\$4,500	Projected 2019 expense
70-220-41010-00000	\$18,509	2019 Salary Scale.
70-220-42070-00000	\$35,000	General maintenance and co-location agreement with Zito
70-220-44400-00000	\$235,000	Maintenace/Support agreements for timekeeping & accounting software and copiers
70-220-46120-00000	\$110,000	Data processing equipment
70-220-46122-00000	\$270,000	Capital-DP Software Maint
<hr/>		
Expense Total:	\$910,456	
<hr/>		

INFORMATION TECHNOLOGY

Fund Total Report

Fund	Fund Description		2018 Adjusted Budget	2018 Projected Year End	2019 Budget Request
70	INTERNAL SERVICES	Revenue:	\$928,055	\$908,055	\$910,456
		Expense:	\$1,055,618	\$1,190,486	\$910,456
		Total Revenue:	\$928,055	\$908,055	\$910,456
		Total Expense:	\$1,055,618	\$1,190,486	\$910,456

INFORMATION TECHNOLOGY

Cost Center Total Report

Cost Center	Cost Center Description		2018 Adjusted Budget	2018 Projected Year End	2019 Budget Request
00000	NONE	Revenue:	\$928,055	\$908,055	\$910,456
		Expense:	\$1,055,618	\$1,190,486	\$910,456
		Total Revenue:	\$928,055	\$908,055	\$910,456
		Total Expense:	\$1,055,618	\$1,190,486	\$910,456

Information Technology

Position Title	Union	2018 FTE Approved	2018 Wages	2019 FTE Requested	2019 Wages	FTE Increase/ (Decrease)	Wages Increase/ (Decrease)
Deputy Business Administrator for Information Services	NAFF	1	\$71,400	1	\$73,185	0	\$1,785
Assistant Deputy Business Administrator for Information Services	NAFF	1	\$70,957	1	\$72,731	0	\$1,774
GIS Technician	NAFF	1	\$51,343	1	\$52,626	0	\$1,284
Information Services Technician/Service Analyst	NAFF	1	\$37,955	1	\$38,904	0	\$949
Total		4	\$231,655	4	\$237,447	0	\$5,791

Employee Totals	
NAFF	4
Full Time	4
Total	4

Fund Totals	
70 - Internal Services	\$237,447
Total	\$237,447

PARKING

Revenue Total		Expense Total	
Total Adj. Budget:	\$1,158,368	Total Adj. Budget:	\$1,663,776
Total Projected:	\$1,126,633	Total Projected:	\$1,513,524
Total Requested:	\$1,807,020	Total Requested:	\$1,831,248

Account #	Account Description	2018 Adjusted Budget	2018 Projected Year End	2019 Budget Request
REVENUE				
10-230-39079-00000	GA REIMBURSEMENT-OTHER	\$0	\$0	\$637,000
10-230-39081-00000	GA REIMB- ADMIN/OPERATING EXP	\$1,126,868	\$1,126,868	\$1,139,020
COST CENTER TOTAL (NONE):		\$1,126,868	\$1,126,868	\$1,776,020
10-230-35520-00037	CITY LOT REVENUE	\$1,500	\$235	\$1,000
COST CENTER TOTAL (LOT 12 - 700 E MASON AVE):		\$1,500	\$235	\$1,000
FUND TOTAL (GENERAL):		\$1,128,368	\$1,126,633	\$1,777,020
50-230-39090-00045	TRANSFER FROM GENERAL FUND	\$30,000	\$0	\$30,000
COST CENTER TOTAL (PARKING ENFORCEMENT OFFICER):		\$30,000	\$0	\$30,000
FUND TOTAL (CAPITAL PROJECTS):		\$30,000	\$0	\$30,000
REVENUE TOTAL:		\$1,158,368	\$1,126,633	\$1,807,020
EXPENDITURES				
10-230-40020-00000	PART TIME EMPLOYEES	\$0	\$460	\$0
10-230-41010-00000	FICA	\$0	\$35	\$0
COST CENTER TOTAL (NONE):		\$0	\$495	\$0
10-230-40010-00040	SALARIES/WAGES	\$80,901	\$82,208	\$94,421
10-230-40020-00040	PART TIME EMPLOYEES	\$35,637	\$18,842	\$26,935
10-230-40030-00040	OVERTIME	\$2,500	\$2,218	\$2,500
10-230-40040-00040	SHIFT DIFFERENTIAL	\$0	\$6	\$50
10-230-40050-00040	VACATION	\$0	\$6,643	\$0
10-230-40060-00040	HOLIDAY	\$0	\$2,072	\$0
10-230-40070-00040	SICK	\$0	\$5,227	\$0
10-230-40110-00040	CALL BACK	\$0	\$169	\$0
10-230-41010-00040	FICA	\$9,106	\$8,983	\$9,475
10-230-41130-00040	CLOTHING/SHOES/UNIFORMS/EQUI	\$1,290	\$2,349	\$2,500
10-230-43170-00040	REFUNDS	\$0	\$90	\$0
10-230-43190-00040	CENTRAL SERVICES ALLOCATIONS	\$53,072	\$53,072	\$53,896
10-230-43191-00040	INFO SERVICES ALLOCATIONS	\$2,738	\$2,738	\$2,738
10-230-43192-00040	HUMAN RESOURCES ALLOCATIONS	\$20,385	\$20,385	\$23,055
10-230-43193-00040	INSURANCE ALLOCATIONS	\$197,915	\$197,915	\$305,312
10-230-43194-00040	BUSINESS ADMIN ALLOCATIONS	\$119,259	\$119,259	\$146,844
10-230-44020-00040	PRINTING/BINDING	\$2,960	\$581	\$3,000
10-230-44200-00040	VEHICLE REPAIR SERVICE	\$1,000	\$0	\$0
10-230-44210-00040	OTHER REPAIR SERVICE	\$1,500	\$224	\$1,500
10-230-44400-00040	OTHER CONTRACTUAL SERVICES	\$9,000	\$9,399	\$8,000
10-230-45020-00040	OFFICE/DATA PROCESSING	\$200	\$58	\$0
10-230-45040-00040	ELECTRICAL SUPPLIES	\$1,500	\$1,095	\$1,500

PARKING

Revenue Total		Expense Total	
Total Adj. Budget:	\$1,158,368	Total Adj. Budget:	\$1,663,776
Total Projected:	\$1,126,633	Total Projected:	\$1,513,524
Total Requested:	\$1,807,020	Total Requested:	\$1,831,248

Account #	Account Description	2018 Adjusted Budget	2018 Projected Year End	2019 Budget Request
10-230-45060-00040	PAINT & SUPPLIES	\$100	\$27	\$100
10-230-45100-00040	PLUMBING SUPPLIES	\$500	\$0	\$0
10-230-45120-00040	VEHICLE PARTS/ACCESSORIES	\$500	\$0	\$0
10-230-45160-00040	SIGNS	\$250	\$0	\$450
10-230-45240-00040	PARKING SUPPLIES	\$2,000	\$224	\$2,000
10-230-45300-00040	OTHER SUPPLIES/MATERIALS	\$500	\$330	\$500
COST CENTER TOTAL (MARKET ST GARAGE):		\$542,813	\$534,112	\$684,775

10-230-40010-00041	SALARIES/WAGES	\$86,534	\$81,618	\$89,891
10-230-40020-00041	PART TIME EMPLOYEES	\$35,575	\$33,190	\$26,991
10-230-40030-00041	OVERTIME	\$0	\$1,449	\$1,500
10-230-40040-00041	SHIFT DIFFERENTIAL	\$0	\$7	\$50
10-230-40050-00041	VACATION	\$0	\$4,213	\$0
10-230-40060-00041	HOLIDAY	\$0	\$1,773	\$0
10-230-40070-00041	SICK	\$0	\$6,948	\$0
10-230-40110-00041	CALL BACK	\$0	\$76	\$0
10-230-41010-00041	FICA	\$9,341	\$9,889	\$9,056
10-230-41130-00041	CLOTHING/SHOES/UNIFORMS/EQUI	\$0	\$48	\$0
10-230-43170-00041	REFUNDS	\$0	\$170	\$0
10-230-44020-00041	PRINTING/BINDING	\$3,000	\$581	\$3,000
10-230-44190-00041	BUILDING REPAIR SERVICE	\$0		\$0
10-230-44210-00041	OTHER REPAIR SERVICE	\$2,000	\$663	\$1,000
10-230-44400-00041	OTHER CONTRACTUAL SERVICES	\$5,000	\$5,498	\$5,000
10-230-45020-00041	OFFICE/DATA PROCESSING	\$200	\$39	\$0
10-230-45040-00041	ELECTRICAL SUPPLIES	\$500	\$48	\$300
10-230-45060-00041	PAINT & SUPPLIES	\$250	\$35	\$200
10-230-45100-00041	PLUMBING SUPPLIES	\$250	\$131	\$150
10-230-45160-00041	SIGNS	\$100	\$122	\$300
10-230-45300-00041	OTHER SUPPLIES/MATERIALS	\$500	\$405	\$500
COST CENTER TOTAL (PHILADELPHIA ST GARAGE):		\$143,250	\$146,902	\$137,939

10-230-40010-00042	SALARIES/WAGES	\$81,620	\$75,821	\$84,571
10-230-40020-00042	PART TIME EMPLOYEES	\$35,592	\$17,385	\$26,935
10-230-40030-00042	OVERTIME	\$0	\$11,133	\$1,500
10-230-40040-00042	SHIFT DIFFERENTIAL	\$0	\$47	\$50
10-230-40050-00042	VACATION	\$0	\$4,003	\$0
10-230-40060-00042	HOLIDAY	\$0	\$1,945	\$0
10-230-40070-00042	SICK	\$0	\$6,110	\$0
10-230-40110-00042	CALL BACK	\$0	\$76	\$0
10-230-41010-00042	FICA	\$8,967	\$8,917	\$8,645
10-230-41130-00042	CLOTHING/SHOES/UNIFORMS/EQUI	\$0	\$100	\$0
10-230-43170-00042	REFUNDS	\$0	\$195	\$0
10-230-44020-00042	PRINTING/BINDING	\$3,000	\$581	\$3,000
10-230-44210-00042	OTHER REPAIR SERVICE	\$1,000	\$1,556	\$1,000
10-230-44400-00042	OTHER CONTRACTUAL SERVICES	\$5,000	\$7,678	\$5,000

PARKING

Revenue Total		Expense Total	
Total Adj. Budget:	\$1,158,368	Total Adj. Budget:	\$1,663,776
Total Projected:	\$1,126,633	Total Projected:	\$1,513,524
Total Requested:	\$1,807,020	Total Requested:	\$1,831,248

Account #	Account Description	2018 Adjusted Budget	2018 Projected Year End	2019 Budget Request
10-230-45020-00042	OFFICE/DATA PROCESSING	\$200	\$59	\$0
10-230-45040-00042	ELECTRICAL SUPPLIES	\$500	\$1,058	\$500
10-230-45060-00042	PAINT & SUPPLIES	\$0	\$0	\$300
10-230-45160-00042	SIGNS	\$100	\$4	\$350
10-230-45300-00042	OTHER SUPPLIES/MATERIALS	\$500	\$811	\$500
COST CENTER TOTAL (KING ST GARAGE):		\$136,479	\$137,478	\$132,350

10-230-40010-00043	SALARIES/WAGES	\$39,382	\$36,866	\$42,013
10-230-40030-00043	OVERTIME	\$700	\$1,020	\$2,500
10-230-40040-00043	SHIFT DIFFERENTIAL	\$0	\$5	\$50
10-230-40050-00043	VACATION	\$0	\$1,225	\$0
10-230-40060-00043	HOLIDAY	\$0	\$751	\$0
10-230-40070-00043	SICK	\$0	\$1,332	\$0
10-230-40110-00043	CALL BACK	\$0	\$76	\$0
10-230-41010-00043	FICA	\$3,066	\$3,160	\$3,214
10-230-41130-00043	CLOTHING/SHOES/UNIFORMS/EQUI	\$0	\$33	\$0
10-230-43170-00043	REFUNDS	\$0	\$115	\$0
10-230-44020-00043	PRINTING/BINDING	\$500	\$584	\$500
10-230-44400-00043	OTHER CONTRACTUAL SERVICES	\$50,000	\$9,808	\$30,000
10-230-45060-00043	PAINT & SUPPLIES	\$6,000	\$0	\$6,000
10-230-45160-00043	SIGNS	\$500	\$0	\$250
10-230-45170-00043	TOOLS	\$300	\$0	\$0
10-230-45210-00043	CHEMICALS	\$5,000	\$0	\$2,000
10-230-45300-00043	OTHER SUPPLIES/MATERIALS	\$500	\$85	\$0
COST CENTER TOTAL (LOTS):		\$105,948	\$55,060	\$86,527

10-230-40010-00044	SALARIES/WAGES	\$68,537	\$62,219	\$70,960
10-230-40020-00044	PART TIME EMPLOYEES	\$29,317	\$28,448	\$0
10-230-40030-00044	OVERTIME	\$1,000	\$5,023	\$2,500
10-230-40040-00044	SHIFT DIFFERENTIAL	\$0	\$112	\$100
10-230-40050-00044	VACATION	\$0	\$3,595	\$0
10-230-40060-00044	HOLIDAY	\$0	\$2,427	\$0
10-230-40070-00044	SICK	\$0	\$2,623	\$0
10-230-40080-00044	BEREAVEMENT	\$0	\$338	\$0
10-230-40110-00044	CALL BACK	\$0	\$68	\$0
10-230-41010-00044	FICA	\$7,562	\$7,990	\$5,620
10-230-41130-00044	CLOTHING/SHOES/UNIFORMS/EQUI	\$500	\$275	\$500
10-230-44210-00044	OTHER REPAIR SERVICE	\$3,000	\$2,067	\$2,500
10-230-44310-00044	RADIO COMMUNICATIONS	\$0	\$0	\$1,500
10-230-44400-00044	OTHER CONTRACTUAL SERVICES	\$7,000	\$5,721	\$5,000
10-230-45060-00044	PAINT & SUPPLIES	\$500	\$35	\$500
10-230-45170-00044	TOOLS	\$100	\$0	\$0
10-230-45200-00044	CEMENT/CONCRETE/STONE	\$250	\$327	\$250
10-230-45250-00044	METER PARTS	\$4,000	\$1,243	\$5,000
10-230-45300-00044	OTHER SUPPLIES/MATERIALS	\$2,700	\$2,528	\$3,000
COST CENTER TOTAL (STREET METERS):		\$124,466	\$125,040	\$97,429

PARKING

Revenue Total		Expense Total	
Total Adj. Budget:	\$1,158,368	Total Adj. Budget:	\$1,663,776
Total Projected:	\$1,126,633	Total Projected:	\$1,513,524
Total Requested:	\$1,807,020	Total Requested:	\$1,831,248

Account #	Account Description	2018 Adjusted Budget	2018 Projected Year End	2019 Budget Request
10-230-40010-00045	SALARIES/WAGES	\$190,080	\$151,345	\$191,814
10-230-40020-00045	PART TIME EMPLOYEES	\$78,263	\$61,054	\$80,468
10-230-40030-00045	OVERTIME	\$7,500	\$7,595	\$7,500
10-230-40040-00045	SHIFT DIFFERENTIAL	\$0	\$137	\$100
10-230-40050-00045	VACATION	\$0	\$9,636	\$0
10-230-40060-00045	HOLIDAY	\$0	\$5,075	\$0
10-230-40070-00045	SICK	\$0	\$7,072	\$0
10-230-40080-00045	BEREAVEMENT	\$0	\$755	\$0
10-230-41010-00045	FICA	\$21,102	\$18,790	\$21,403
10-230-41120-00045	LAUNDRY CLEANING	\$800	\$775	\$800
10-230-41130-00045	CLOTHING/SHOES/UNIFORMS/EQUI	\$5,000	\$4,947	\$6,500
10-230-43150-00045	INTERFUND TRANSFER	\$30,000	\$0	\$30,000
10-230-43190-00045	CENTRAL SERVICES ALLOCATIONS	\$18,626	\$18,626	\$19,674
10-230-43191-00045	INFO SERVICES ALLOCATIONS	\$19,166	\$19,166	\$19,167
10-230-43192-00045	HUMAN RESOURCES ALLOCATIONS	\$11,001	\$11,001	\$12,335
10-230-43193-00045	INSURANCE ALLOCATIONS	\$133,924	\$133,924	\$178,902
10-230-43194-00045	BUSINESS ADMIN ALLOCATIONS	\$64,358	\$64,358	\$78,565
10-230-44400-00045	OTHER CONTRACTUAL SERVICES	\$1,000	\$182	\$0
10-230-46120-00045	DATA PROCESSING EQUIPMENT	\$0	\$0	\$15,000
COST CENTER TOTAL (PARKING ENFORCEMENT OFFICER):		\$580,820	\$514,437	\$662,228
FUND TOTAL (GENERAL):		\$1,633,776	\$1,513,524	\$1,801,248
50-230-46120-00045	DATA PROCESSING EQUIPMENT	\$30,000	\$0	\$30,000
COST CENTER TOTAL (PARKING ENFORCEMENT OFFICER):		\$30,000	\$0	\$30,000
FUND TOTAL (CAPITAL PROJECTS):		\$30,000	\$0	\$30,000
EXPENSE TOTAL:		\$1,663,776	\$1,513,524	\$1,831,248

PARKING

Comment Report

Account #	Requested	Comment
10-230-35520-00037	\$1,000	Lot 12 E. Mason Ave. Revenue
10-230-39079-00000	\$637,000	Partical Reimbursement from 2012
10-230-39081-00000	\$1,139,020	Reimbursement for management of the parking garages, lots and meters owned by the General Authority.
50-230-39090-00045	\$30,000	Transfer from General Fund to cover purchase of new Handhelds
Revenue Total:	\$1,807,020	
10-230-40010-00040	\$94,421	2019 Salary Scale
10-230-40010-00041	\$89,891	2019 Salary Scale
10-230-40010-00042	\$84,571	2019 Salary Scale
10-230-40010-00043	\$42,013	2019 Salary Scale
10-230-40010-00044	\$70,960	2019 Salary Scale
10-230-40010-00045	\$191,814	2019 Salary Scale
10-230-40020-00040	\$26,935	2019 Salary Scale
10-230-40020-00041	\$26,991	2019 Salary Scale
10-230-40020-00042	\$26,935	2019 Salary Scale
10-230-40020-00045	\$80,468	2019 Salary Scale
10-230-40030-00040	\$2,500	2019 Salary Scale
10-230-40030-00041	\$1,500	2019 Salary Scale
10-230-40030-00042	\$1,500	2019 projected expense
10-230-40030-00043	\$2,500	2019 projected expense
10-230-40030-00044	\$2,500	2019 projected expense. There could potentially be additional overtime for removing meters once kiosks are installed.
10-230-40030-00045	\$7,500	2019 projected expenses
10-230-40040-00040	\$50	2019 projected expense
10-230-40040-00041	\$50	2019 projected expenses
10-230-40040-00042	\$50	2019 projected expenses
10-230-40040-00043	\$50	2019 projected expenses
10-230-40040-00044	\$100	2019 projected expenses
10-230-40040-00045	\$100	2019 projected expenses
10-230-41010-00040	\$9,475	2019 Salary Scale

PARKING

Comment Report

Account #	Requested	Comment
10-230-41010-00041	\$9,056	2019 Salary Scale
10-230-41010-00042	\$8,645	2019 Salary Scale
10-230-41010-00043	\$3,214	2019 Salary Scale
10-230-41010-00044	\$5,620	2019 Salary Scale
10-230-41010-00045	\$21,403	2019 Salary Scale
10-230-41120-00045	\$800	Contractual Cleaning allowance of PEO Uniforms
10-230-41130-00040	\$2,500	Cleaning for Uniforms and Equipment for cashiers and maintenance staff
10-230-41130-00044	\$500	Clothing/Uniforms for meter employees
10-230-41130-00045	\$6,500	Uniforms maintenance replacement for PEOs.
10-230-43150-00045	\$30,000	Enforcement Handhelds for Tickets. Current equipment will be obsolete in 2019.
10-230-43190-00040	\$53,896	Calculated: Internal Services
10-230-43190-00045	\$19,674	Calculated: Internal Services
10-230-43191-00040	\$2,738	Calculated: Internal Services
10-230-43191-00045	\$19,167	Calculated: Internal Services
10-230-43192-00040	\$23,055	Calculated: Internal Services
10-230-43192-00045	\$12,335	Calculated: Internal Services
10-230-43193-00040	\$305,312	Calculated: Internal Services
10-230-43193-00045	\$178,902	Calculated: Internal Services
10-230-43194-00040	\$146,844	Calculated: Internal Services
10-230-43194-00045	\$78,565	Calculated: Internal Services
10-230-44020-00040	\$3,000	Supply of printed materials was not due for repurchase in 2018. Will be purchased in 2019.
10-230-44020-00041	\$3,000	Location maps are expected to be purchased in 2019
10-230-44020-00042	\$3,000	Printing & Binding for parking maps for garages
10-230-44020-00043	\$500	Printing/Binding Cost for Lots
10-230-44210-00040	\$1,500	Miscellaneous repairs for garage. Piping, doors, keycard terminals, etc.
10-230-44210-00041	\$1,000	Miscellaneous repairs for garage. Piping, doors, keycard terminals, etc.
10-230-44210-00042	\$1,000	Miscellaneous repairs for garage. Piping, doors, keycard terminals, etc.
10-230-44210-00044	\$2,500	Materials for coin collection

PARKING

Comment Report

Account #	Requested	Comment
10-230-44310-00044	\$1,500	Radio for Meter Service person for safety reasons.
10-230-44400-00040	\$8,000	ThyssenKrupp elevator contract, State Elevator Inspections, ESI for the card readers. ThyssenKrupp is expected to raise service costs by 3%.
10-230-44400-00041	\$5,000	Kone's elevator maintenance, and ESI are expected to increase by 3%
10-230-44400-00042	\$5,000	Kone Elevator maintenance, ESI, state elevator inspections other contracts. Kone & ESI are expected to rise by 3%.
10-230-44400-00043	\$30,000	Snow removal contract for W&D
10-230-44400-00044	\$5,000	Dunbar coin transportation costs are expected to rise 3-5%
10-230-45040-00040	\$1,500	Electrical supplies for repairs at the garages. This is typically about \$1,500 per yr.
10-230-45040-00041	\$300	Supplies for building and electrical for repairs for miscellaneous repairs around the garage.
10-230-45040-00042	\$500	Project ended in May '18, should be back to historic expense in '19
10-230-45060-00040	\$100	Paint for lines, reserved & unreserved spaces, handicapped spaces.
10-230-45060-00041	\$200	Will have to post signs and repaint van accessible spaces in 2019
10-230-45060-00042	\$300	Paint for relining after the power washing completed this year.
10-230-45060-00043	\$6,000	Lot re-lining
10-230-45060-00044	\$500	Paint for the meters and poles. Stickers will need replaced.
10-230-45100-00041	\$150	Plumbing supplies for the garage
10-230-45160-00040	\$450	Not needed in 2018, but will for 2019. Will need to repair handicap signage in MSG and add signage for Juror Parking.
10-230-45160-00041	\$300	Replacing handicap and height signs at the garage in 2019.
10-230-45160-00042	\$350	Signage for residents of 18 S. George and other monthly parkers is needed to make parking easier in KSG.
10-230-45160-00043	\$250	Lot sign repairs for 2019
10-230-45200-00044	\$250	Concrete/Cement for meter replacement
10-230-45210-00043	\$2,000	Snow removal chemicals; need is dependent on weather
10-230-45240-00040	\$2,000	Tool & Item rental or purchase, supplies for parking garage.
10-230-45250-00044	\$5,000	IPS, Duncan meter repair/ Meter batteries
10-230-45300-00040	\$500	Miscellaneous items for the garage such as keys, paper, etc.
10-230-45300-00041	\$500	Garage materials such as paper, keys, etc.
10-230-45300-00042	\$500	Keys, paper for garage use

PARKING

Comment Report

Account #	Requested	Comment
10-230-45300-00044	\$3,000	Repair and maintenance items for meters.
10-230-46120-00045	\$15,000	Anticipated monthly data & license expenses for 2019 when new Handhelds are purchased. Purchase budgeted for 2018 but was delayed. Must be purchased in 2019 as the current handheld become obsolete by year end.
50-230-46120-00045	\$30,000	Enforcement Handhelds. The ones the officers currently use are going to be obsolete and unrepairable in 2019.
Expense Total:	\$1,831,248	

PARKING

Fund Total Report

Fund	Fund Description		2018 Adjusted Budget	2018 Projected Year End	2019 Budget Request
10	GENERAL	Revenue:	\$1,128,368	\$1,126,633	\$1,777,020
		Expense:	\$1,633,776	\$1,513,524	\$1,801,248
50	CAPITAL PROJECTS	Revenue:	\$30,000	\$0	\$30,000
		Expense:	\$30,000	\$0	\$30,000
		Total Revenue:	\$1,158,368	\$1,126,633	\$1,807,020
		Total Expense:	\$1,663,776	\$1,513,524	\$1,831,248

PARKING

Cost Center Total Report

Cost Center	Cost Center Description		2018 Adjusted Budget	2018 Projected Year End	2019 Budget Request
00000	NONE	Revenue:	\$1,126,868	\$1,126,868	\$1,776,020
		Expense:	\$0	\$495	\$0
00037	LOT 12 - 700 E MASON AVE	Revenue:	\$1,500	\$235	\$1,000
		Expense:	\$0	\$0	\$0
00040	MARKET ST GARAGE	Revenue:	\$0	\$0	\$0
		Expense:	\$542,813	\$534,112	\$684,775
00041	PHILADELPHIA ST GARAGE	Revenue:	\$0	\$0	\$0
		Expense:	\$143,250	\$146,902	\$137,939
00042	KING ST GARAGE	Revenue:	\$0	\$0	\$0
		Expense:	\$136,479	\$137,478	\$132,350
00043	LOTS	Revenue:	\$0	\$0	\$0
		Expense:	\$105,948	\$55,060	\$86,527
00044	STREET METERS	Revenue:	\$0	\$0	\$0
		Expense:	\$124,466	\$125,040	\$97,429
00045	PARKING ENFORCEMENT OFFICER	Revenue:	\$30,000	\$0	\$30,000
		Expense:	\$610,820	\$514,437	\$692,228
		Total Revenue:	\$1,158,368	\$1,126,633	\$1,807,020
		Total Expense:	\$1,663,776	\$1,513,524	\$1,831,248

Parking

Position Title	Union	2018 FTE Approved	2018 Wages	2019 FTE Requested	2019 Wages	FTE Increase/ (Decrease)	Wages Increase/ (Decrease)
Parking Bureau Manager	NAFF	1	\$58,711	1	\$60,179	0	\$1,468
Assistant Parking Bureau Manager	NAFF	1	\$49,567	1	\$53,346	0	\$3,779
Parking Enforcement Officer	YPEA	5	\$182,198	5	\$182,921	0	\$723
Part-Time Parking Enforcement Officer	NAFF	2.175	\$78,505	2.175	\$80,468	0	\$1,963
Parking Garage Cashier	YPEA	3	\$116,248	3	\$116,337	0	\$89
Part-time Parking Garage Cashier	NAFF	3.225	\$78,888	3.225	\$80,860	0	\$1,972
Parking Meter Service Person	TEAM	1	\$42,058	1	\$42,058	0	\$0
Laborer	TEAM	1	\$42,058	1	\$42,058	0	\$0
Total		17.4	\$648,232	17.4	\$658,227	0	\$9,994

Employee Totals	
NAFF	7.4
Full Time	2
Part-time	5.4
TEAM	2
Full Time	2
YPEA	8
Full Time	8
Total	17.4

Fund Totals	
10 - General	\$658,227
Total	\$658,227

\$52,850 100% of 1 Staff Accountant from 10-210

\$23,921 30% Building Maintenance & Electrical Bureau Superintendent from 10-422

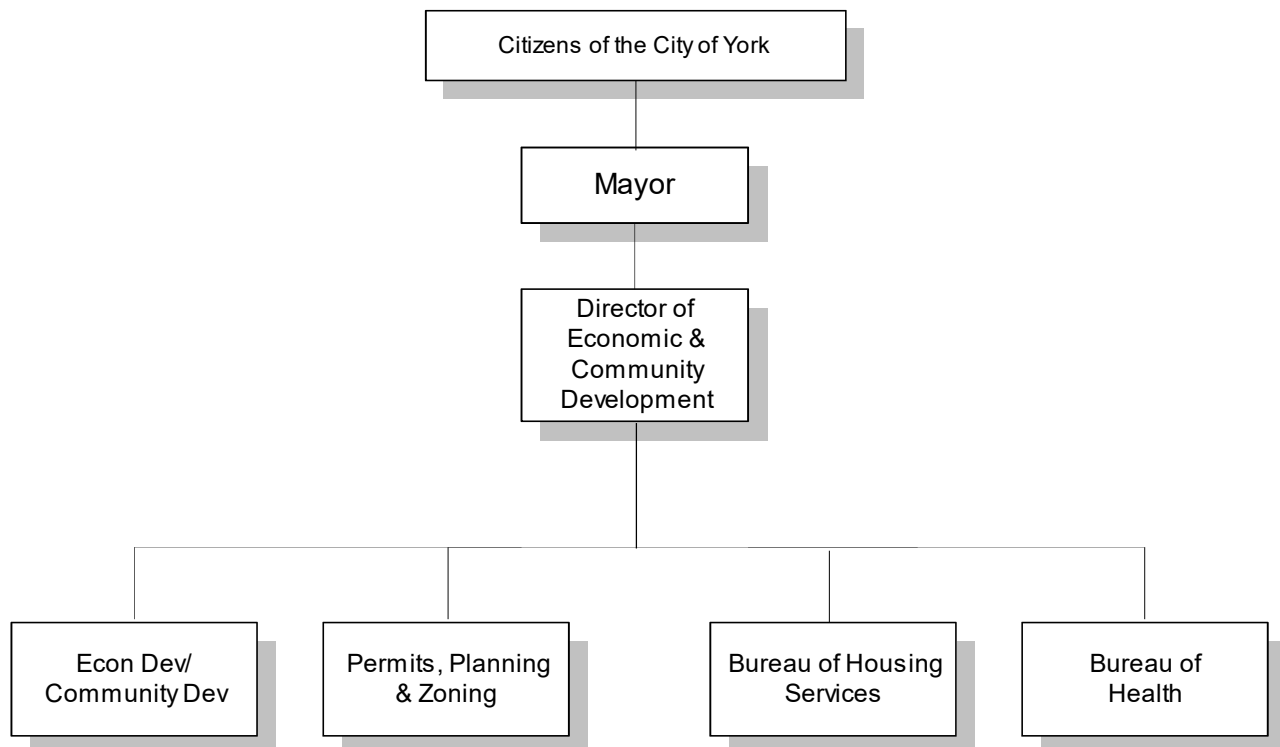
\$734,998

DEPARTMENT OF ECONOMIC & COMMUNITY DEVELOPMENT

Shilvosky Buffaloe
Acting Director

The Department of Economic and Community Development is headed by a director appointed by the Mayor. The director oversees and provides guidance and management to all the bureaus listed below. The goal of the Economic & Community Development Department is to enhance the quality of life in the City through the development of strong neighborhoods and cultivate conditions that encourage a diversely vibrant economy throughout the City of York. The vision of the Department is to develop the City into a thriving business (i.e. medical, educational, industrial, commercial, service, and retail), residential, cultural, recreational, and tourist destination.

The City Redevelopment Authority falls under the direction of the Department of Economic and Community Development. Improvement of neighborhoods citywide is the ultimate mission of the Redevelopment Authority.



Permits, Zoning and Inspections

The Bureau of Permits, Zoning and Inspections is responsible for all aspects of planning, development and construction codes. This Bureau conducts inspections, investigates complaints, reviews plans, holds public hearings, issues permits and certificates of use and occupancy. Licenses are issued for all health and food related establishments. The Bureau provides short-range and long-range planning expertise in the areas of housing, economic development, transportation, land use, urban design and public and civic infrastructure. The staff provides routine planning and engineering assistance to other City departments, agencies, neighborhood organizations and citizens. Mandated activities include the review of subdivision and land development plans, zoning applications, sewer planning modules and environmental reviews.

Health

The Bureau of Health provides public health services in the City of York. These services are designed to complement traditional health care by focusing primarily on prevention. Health Bureau staff provide administrative services and Clinical services are provided at the Health Bureau Annex. In the community, staff provides educational activities, home visits, additional immunization clinics, environmental inspections and environmental health interventions. The Bureau develops an annual health plan, which is submitted to Pennsylvania Department of Health and the bureau assesses the health care needs of York City residents.

Housing

The Bureau of Housing Services primarily benefits low- and moderate-income households through the homeownership and rehabilitation programs funded by the U. S. Department of Housing and Urban Development. Home ownership programs include the First Time Homebuyer Downpayment and Closing Cost Assistance Program (the “3/2” Program), and Mortgage Credit Certificate Program. Rehabilitation programs include Critical Needs assistance for homeowners, and the Owner Occupied Rehabilitation Program. The bureau endeavors to develop strong neighborhoods through the preservation of the existing housing stock, the creation of home ownership opportunities, construction of new housing, and the promotion of the physical, economic and social welfare of the residents.

ECONOMIC&COMMUNITY DEVELOPMENT

Revenue Total		Expense Total	
Total Adj. Budget:	\$0	Total Adj. Budget:	\$523,204
Total Projected:	\$0	Total Projected:	\$485,135
Total Requested:	\$60,000	Total Requested:	\$629,281

Account #	Account Description	2018 Adjusted Budget	2018 Projected Year End	2019 Budget Request
REVENUE				
10-400-39198-00000	REIMBURSEMENT-RDA	\$0	\$0	\$60,000
COST CENTER TOTAL (NONE):		\$0	\$0	\$60,000
FUND TOTAL (GENERAL):		\$0	\$0	\$60,000
REVENUE TOTAL:		\$0	\$0	\$60,000
EXPENDITURES				
10-400-40010-00000	SALARIES/WAGES	\$210,167	\$167,791	\$212,090
10-400-40030-00000	OVERTIME	\$0	\$99	\$0
10-400-40040-00000	SHIFT DIFFERENTIAL	\$0	\$2	\$0
10-400-40050-00000	VACATION	\$0	\$972	\$0
10-400-40060-00000	HOLIDAY	\$0	\$1,275	\$0
10-400-40070-00000	SICK	\$0	\$3,741	\$0
10-400-41010-00000	FICA	\$16,078	\$12,836	\$16,225
10-400-42070-00000	OTHER PROFESSIONAL SERVICES	\$150,000	\$23,727	\$203,900
10-400-43140-00000	LOAN REPAYMENTS	\$1,500	\$375	\$1,800
10-400-43190-00000	CENTRAL SERVICES ALLOCATIONS	\$15,845	\$15,845	\$17,527
10-400-43191-00000	INFO SERVICES ALLOCATIONS	\$8,898	\$8,898	\$8,899
10-400-43192-00000	HUMAN RESOURCES ALLOCATIONS	\$4,378	\$4,378	\$5,786
10-400-43193-00000	INSURANCE ALLOCATIONS	\$80,226	\$80,226	\$117,700
10-400-43194-00000	BUSINESS ADMIN ALLOCATIONS	\$25,612	\$25,612	\$36,854
10-400-45020-00000	OFFICE/DATA PROCESSING	\$1,000	\$545	\$0
10-400-45090-00000	BOOKS/SUBSCRIPTIONS	\$1,000	\$647	\$0
COST CENTER TOTAL (NONE):		\$514,704	\$346,968	\$620,781
10-400-44170-10035	BUILDING RENT	\$8,500	\$7,500	\$8,500
COST CENTER TOTAL (BOND ISSUE - VISITOR CENTER):		\$8,500	\$7,500	\$8,500
FUND TOTAL (GENERAL):		\$523,204	\$354,468	\$629,281
EXPENSE TOTAL:		\$523,204	\$354,468	\$629,281

ECONOMIC&COMMUNITY DEVELOPMENT

Comment Report

Account #	Requested	Comment
10-400-39198-00000	\$60,000	Reimbursement from RDA for staff time
Revenue Total:	\$60,000	
10-400-40010-00000	\$212,090	2019 Salary Scale
10-400-41010-00000	\$16,225	2019 Salary Scale
10-400-42070-00000	\$203,900	Blight Task Force Committee \$10,000.00 Bureau Events - \$2,500.00. Downtown Inc. Supportive Services - \$5,000.00 Manno Pro Feed Mill Project Remediation Activities - \$15,000.00 Microenterprise Loan Program - \$20,000.00 Stewardship Small Business Services TA - \$5,000.00 Salem Square - \$11,000.00 Leadership Training - \$10,400.00 Penn St. Market renovations - \$75,000.00 Article 136 re-write - \$50,000.00
10-400-43140-00000	\$1,800	Interest only payments-DCED Loan-Crispus Attucks.
10-400-43190-00000	\$17,527	Calculated: Internal Services
10-400-43191-00000	\$8,899	Calculated: Internal Services
10-400-43192-00000	\$5,786	Calculated: Internal Services
10-400-43193-00000	\$117,700	Calculated: Internal Services
10-400-43194-00000	\$36,854	Calculated: Internal Services
10-400-44170-10035	\$8,500	York County Convention & Visitor's Bureau Facility Rent - \$8,500.00.
Expense Total:	\$629,281	

ECONOMIC&COMMUNITY DEVELOPMENT

Fund Total Report

Fund	Fund Description		2018 Adjusted Budget	2018 Projected Year End	2019 Budget Request
10	GENERAL	Revenue:	\$0	\$0	\$60,000
		Expense:	\$523,204	\$485,135	\$629,281
		Total Revenue:	\$0	\$0	\$60,000
		Total Expense:	\$523,204	\$485,135	\$629,281

ECONOMIC&COMMUNITY DEVELOPMENT

Cost Center Total Report

Cost Center	Cost Center Description		2018 Adjusted Budget	2018 Projected Year End	2019 Budget Request
00000	NONE	Revenue:	\$0	\$0	\$60,000
		Expense:	\$514,704	\$346,968	\$620,781
10035	BOND ISSUE - VISITOR CENTER	Revenue:	\$0	\$0	\$0
		Expense:	\$8,500	\$7,500	\$8,500
		Total Revenue:	\$0	\$0	\$60,000
		Total Expense:	\$523,204	\$354,468	\$629,281

Economic & Community Development

Position Title	Union	2018 FTE Approved	2018 Wages	2019 FTE Requested	2019 Wages	FTE Increase/ (Decrease)	Wages Increase/ (Decrease)
Acting Economic/Community Development Director	NAFF	1	\$95,000	1	\$97,375	0	\$2,375
Deputy Economic/Community Development Director for Economic Development	NAFF	1	\$60,190	1	\$20,565	0	-\$39,625
Economic Development/Redevelopment Authority Specialist	NAFF	2	\$79,560	2	\$81,549	0	\$1,989
Total		4	\$234,750	4	\$199,489	0	-\$35,261

Employee Totals	
NAFF	4
Full Time	4
Total	4

Fund Totals	
10 - General	\$199,489
Total	\$199,489

\$12,601 30% of Office Coordinator from 10-414
\$212,090

PERMITS, PLANNING & ZONING

Revenue Total		Expense Total	
Total Adj. Budget:	\$2,569,960	Total Adj. Budget:	\$2,662,905
Total Projected:	\$2,331,898	Total Projected:	\$2,331,624
Total Requested:	\$2,338,225	Total Requested:	\$2,460,934

Account #	Account Description	2018 Adjusted Budget	2018 Projected Year End	2019 Budget Request
REVENUE				
10-411-31040-00000	TRANSIENT RETAILER LICENSES	\$700	\$285	\$450
10-411-31050-00000	PLUMBER LICENSES	\$26,250	\$20,891	\$21,000
10-411-31080-00000	DISTRIBUTOR/MD/JUKEBOX LICENS	\$13,000	\$8,350	\$5,000
10-411-31130-00000	SIGN PERMITS	\$1,100	\$375	\$1,100
10-411-31161-00000	TRADES PERMITS	\$400,000	\$444,695	\$418,000
10-411-31180-00000	DEMOLITION PERMITS	\$15,500	\$12,315	\$12,500
10-411-31190-00000	CURB/SIDEWALK PERMITS	\$4,000	\$4,893	\$4,000
10-411-31210-00000	SOLID WASTE CONTAINER PERMIT	\$1,450	\$1,120	\$1,450
10-411-31281-00000	PERMITS-ACT 13 FEES	\$3,400	\$3,400	\$3,400
10-411-31286-00000	FORECLOSURE REGISTRY	\$50,000	\$14,500	\$25,000
10-411-31287-00000	NO SEG DESC	\$0	\$331	\$0
10-411-32131-00000	NEIGHBORHOOD IMPROVEMENT F	\$150,000	\$34,263	\$50,000
10-411-34120-00000	ALCOHOLIC BEVERAGE TAX	\$15,000	\$15,000	\$10,000
10-411-34180-00000	MISCELLANEOUS GRANT	\$15,000	\$0	\$0
10-411-35010-00000	ZONING/SUBDIV/LAND DVPMT FEE	\$10,500	\$2,900	\$8,500
10-411-35040-00000	ZONING REVIEW FEES	\$7,500	\$7,500	\$7,500
10-411-35050-00000	ZONING APPEAL FEES	\$20,000	\$18,337	\$20,000
10-411-35060-00000	DETERMINATION LETTER FEES	\$2,000	\$2,460	\$2,500
10-411-35080-00000	CERTIFICATE OF OCCUP INSP FEES	\$23,500	\$10,575	\$7,500
10-411-35640-00000	CONSTRUCTION BOARD OF APPEA	\$160	\$250	\$125
10-411-37080-00000	MISCELLANEOUS	\$100	\$160	\$100
10-411-39123-00000	CDBG REIMBURSEMENT	\$150,000	\$150,000	\$150,000
COST CENTER TOTAL (NONE):		\$909,160	\$752,599	\$748,125
10-411-35030-00292	ENGINEERING REVIEWS/INSPECTIO	\$11,000	\$10,667	\$11,000
10-411-35090-00292	LICENSE FEE-RENTALS	\$850,000	\$801,349	\$817,000
10-411-35120-00292	INSPECTION FEE	\$387,000	\$335,147	\$360,000
10-411-35121-00292	INSPECTION FEE-GUARDIAN	\$300,000	\$330,535	\$300,000
COST CENTER TOTAL (THIRD PARTY INSPECTIONS):		\$1,548,000	\$1,477,698	\$1,488,000
10-411-31010-00330	HEALTH LICENSES	\$60,000	\$58,000	\$60,000
10-411-31220-00330	SPECIAL EVENT PERMITS	\$8,700	\$10,000	\$10,000
10-411-35070-00330	GREASE TRAP INSPECTION FEES	\$20,500	\$10,000	\$20,500
COST CENTER TOTAL (HEALTH AND SANITATION):		\$89,200	\$78,000	\$90,500
FUND TOTAL (GENERAL):		\$2,546,360	\$2,308,298	\$2,326,625
50-411-39090-00000	TRANSFER FROM GENERAL FUND	\$23,600	\$23,600	\$11,600
COST CENTER TOTAL (NONE):		\$23,600	\$23,600	\$11,600

PERMITS, PLANNING & ZONING

Revenue Total		Expense Total	
Total Adj. Budget:	\$2,569,960	Total Adj. Budget:	\$2,662,905
Total Projected:	\$2,331,898	Total Projected:	\$2,331,624
Total Requested:	\$2,338,225	Total Requested:	\$2,460,934

Account #	Account Description	2018 Adjusted Budget	2018 Projected Year End	2019 Budget Request
FUND TOTAL (CAPITAL PROJECTS):		\$23,600	\$23,600	\$11,600
REVENUE TOTAL:		\$2,569,960	\$2,331,898	\$2,338,225
EXPENDITURES				
10-411-40010-00000	SALARIES/WAGES	\$467,069	\$442,585	\$515,420
10-411-40020-00000	PART TIME EMPLOYEES	\$64,610	\$44,579	\$23,731
10-411-40030-00000	OVERTIME	\$25,800	\$1,944	\$5,000
10-411-40040-00000	SHIFT DIFFERENTIAL	\$0	\$32	\$50
10-411-40050-00000	VACATION	\$0	\$20,225	\$0
10-411-40060-00000	HOLIDAY	\$0	\$11,126	\$0
10-411-40070-00000	SICK	\$0	\$11,990	\$0
10-411-41010-00000	FICA	\$42,647	\$40,735	\$41,628
10-411-41120-00000	LAUNDRY CLEANING	\$5,800	\$2,500	\$3,500
10-411-41130-00000	CLOTHING/SHOES/UNIFORMS/EQUI	\$3,500	\$2,206	\$2,000
10-411-42010-00000	ARCHITECT/ENGINEER/CONSULTA	\$50,000	\$41,122	\$50,000
10-411-42020-00000	ATTORNEY	\$12,000	\$8,760	\$10,000
10-411-42070-00000	OTHER PROFESSIONAL SERVICES	\$35,000	\$35,000	\$15,000
10-411-43021-00000	CERTIFICATIONS	\$4,500	\$1,000	\$1,500
10-411-43150-00000	INTERFUND TRANSFER	\$30,000	\$11,045	\$11,600
10-411-43170-00000	REFUNDS	\$0	\$1,370	\$0
10-411-43172-00000	REFUNDS-ACT 13 FEES	\$0	\$680	\$0
10-411-43190-00000	CENTRAL SERVICES ALLOCATIONS	\$68,545	\$68,545	\$62,054
10-411-43191-00000	INFO SERVICES ALLOCATIONS	\$30,802	\$30,802	\$30,805
10-411-43192-00000	HUMAN RESOURCES ALLOCATIONS	\$21,889	\$21,889	\$19,377
10-411-43193-00000	INSURANCE ALLOCATIONS	\$230,969	\$230,969	\$318,373
10-411-43194-00000	BUSINESS ADMIN ALLOCATIONS	\$128,059	\$128,059	\$123,417
10-411-44210-00000	OTHER REPAIR SERVICE	\$0	\$600	\$750
10-411-44310-00000	RADIO COMMUNICATIONS	\$500	\$500	\$500
10-411-45010-00000	FOOD	\$200	\$100	\$0
10-411-45020-00000	OFFICE/DATA PROCESSING	\$6,500	\$5,500	\$0
10-411-45090-00000	BOOKS/SUBSCRIPTIONS	\$3,500	\$3,040	\$0
10-411-45300-00000	OTHER SUPPLIES/MATERIALS	\$2,500	\$2,459	\$1,500
10-411-46110-00000	OFFICE EQUIPMENT/FURNITURE	\$1,000	\$600	\$0
10-411-46122-00000	CAPITAL - DP SOFTWARE MAINT	\$0	\$10,748	\$11,000
COST CENTER TOTAL (NONE):		\$1,235,391	\$1,180,708	\$1,247,205
10-411-42071-00292	OPS-ENGINEERING REVIEWS/INSPE	\$8,745	\$5,000	\$0
10-411-42073-00292	OPS-LICENSE-RENTALS	\$637,500	\$551,626	\$600,000
10-411-42074-00292	OPS-INSPECTIONS-RENTALS	\$387,000	\$230,493	\$280,500
10-411-42075-00292	OPS-INSPECTIONS-UCC	\$255,000	\$272,576	\$225,000
COST CENTER TOTAL (THIRD PARTY INSPECTIONS):		\$1,288,245	\$1,059,695	\$1,105,500
10-411-40010-00330	SALARIES/WAGES	\$46,478	\$35,308	\$52,275
10-411-40020-00330	PART TIME EMPLOYEES	\$23,000	\$15,647	\$23,785
10-411-40030-00330	OVERTIME	\$4,000	\$0	\$0

PERMITS, PLANNING & ZONING

Revenue Total		Expense Total	
Total Adj. Budget:	\$2,569,960	Total Adj. Budget:	\$2,662,905
Total Projected:	\$2,331,898	Total Projected:	\$2,331,624
Total Requested:	\$2,338,225	Total Requested:	\$2,460,934

Account #	Account Description	2018 Adjusted Budget	2018 Projected Year End	2019 Budget Request
10-411-40060-00330	HOLIDAY	\$0	\$357	\$0
10-411-41010-00330	FICA	\$5,621	\$3,925	\$5,819
10-411-42070-00330	OTHER PROFESSIONAL SERVICES	\$1,000		\$0
10-411-42072-00330	OPS-GREASE TRAP INSPECTION	\$13,250	\$12,680	\$13,250
10-411-43021-00330	CERTIFICATIONS	\$2,000	\$0	\$1,000
10-411-43150-00330	INTERFUND TRANSFER	\$6,000	\$0	\$0
10-411-44020-00330	PRINTING/BINDING	\$500	\$0	\$0
10-411-44030-00330	ASSOCIATION DUES/CONFERENCES	\$3,500	\$0	\$0
10-411-45020-00330	OFFICE/DATA PROCESSING	\$1,000	\$613	\$0
10-411-45090-00330	BOOKS/SUBSCRIPTIONS	\$6,350	\$0	\$0
10-411-45300-00330	OTHER SUPPLIES/MATERIALS	\$2,620	\$450	\$500
10-411-46110-00330	OFFICE EQUIPMENT/FURNITURE	\$350	\$0	\$0
COST CENTER TOTAL (HEALTH AND SANITATION):		\$115,669	\$68,980	\$96,629
10-411-46121-10138	CAPITAL - DP SOFTWARE	\$0		\$0
FUND TOTAL (GENERAL):		\$2,639,305	\$2,309,384	\$2,449,334
50-411-46101-00000	VEHICLE/LEASE PURCHASE	\$11,600	\$11,600	\$11,600
50-411-46120-00000	DATA PROCESSING EQUIPMENT	\$12,000	\$10,640	\$0
COST CENTER TOTAL (NONE):		\$23,600	\$22,240	\$11,600
FUND TOTAL (CAPITAL PROJECTS):		\$23,600	\$22,240	\$11,600
EXPENSE TOTAL:		\$2,662,905	\$2,331,624	\$2,460,934

PERMITS, PLANNING & ZONING

Comment Report

Account #	Requested	Comment
10-411-31010-00330	\$60,000	2019 Projected Revenue
10-411-31040-00000	\$450	Based on current year revenue and previous years averages.
10-411-31050-00000	\$21,000	Based on estimated revenue.
10-411-31080-00000	\$5,000	Best estimate based on reduced number of machines and change in the way some operators avoid the requirement by using time cards rather than money.
10-411-31130-00000	\$1,100	Best estimate on a greatly fluctuating line item.
10-411-31161-00000	\$418,000	Based on best estimate of permit revenues.
10-411-31180-00000	\$12,500	Best estimate
10-411-31190-00000	\$4,000	Based on best estimate of permit revenue.
10-411-31210-00000	\$1,450	Best estimate.
10-411-31220-00330	\$10,000	2019 Projected Revenue
10-411-31281-00000	\$3,400	Based on best estimate.
10-411-31286-00000	\$25,000	Based on prior years history of the line item.
10-411-32131-00000	\$50,000	Based on the anticipated number of tickets to be issued and an improved collection method.
10-411-34120-00000	\$10,000	Based on best estimate.
10-411-35010-00000	\$8,500	Based on best estimate.
10-411-35030-00292	\$11,000	Best estimate.
10-411-35040-00000	\$7,500	Based on average revenue of the line item and best estimate.
10-411-35050-00000	\$20,000	Based on best estimate.
10-411-35060-00000	\$2,500	Based on best estimate.
10-411-35070-00330	\$20,500	Based on the known number of grease interceptors in the City.
10-411-35080-00000	\$7,500	Based on certificate of compliance inspections only.
10-411-35090-00292	\$817,000	Based on number of licensed units and anticipated license fee collection.
10-411-35120-00292	\$360,000	Based on best estimate of required inspections.
10-411-35121-00292	\$300,000	Based on best estimate of required inspections in 2019.
10-411-35640-00000	\$125	Based on anticipated revenue
10-411-37080-00000	\$100	Based on best estimate.
10-411-39123-00000	\$150,000	Based on anticipated CDBG funding.
50-411-39090-00000	\$11,600	To cover Vehicle/Lease Purchase expense

PERMITS, PLANNING & ZONING

Comment Report

Account #	Requested	Comment
<hr/>		
Revenue Total:	\$2,338,225	
<hr/>		
10-411-40010-00000	\$515,420	2019 Salary Scale.
10-411-40010-00330	\$52,275	2019 Salary Scale
10-411-40020-00000	\$23,731	2019 Salary Scale
10-411-40020-00330	\$23,785	2019 Salary Scale
10-411-40030-00000	\$5,000	To allow for tenant occupied property licensing processing.
10-411-40040-00000	\$50	2019 projected expenses
10-411-41010-00000	\$41,628	2019 Salary Scale
10-411-41010-00330	\$5,819	2019 Salary Scale
10-411-41120-00000	\$3,500	Based on anticipated need for uniforms in 2019.
10-411-41130-00000	\$2,000	Based on anticipated need to purchase equipment, shoes and uniform items not rented.
10-411-42010-00000	\$50,000	Based on anticipated need for services and possible fee increases.
10-411-42020-00000	\$10,000	Based on anticipated need and an announced fee increase by the Zoning Solicitor
10-411-42070-00000	\$15,000	Based on potential need for steno services for appeals, zoning hearings and other cases. This line item is hard to predict as there is no way to predict the cases that will require such services. Request has been decreased for 2019 by \$5,000.
10-411-42072-00330	\$13,250	Third Party Grease Trap Inspeccion.
10-411-42073-00292	\$600,000	Based off of the 74% license fee obligation to the third party vendor under the existing contract. It should be noted that this contract expires 12/21/18 and there is currently no new contract in place.
10-411-42074-00292	\$280,500	Based off of the anticipated inspection billing for 2019. It should be noted that this contract expires 12/31/18 and there is no new contract in place at this time.
10-411-42075-00292	\$225,000	Based off of the history of the line item.
10-411-43021-00000	\$1,500	Based on anticipated need to renew certifications in 2019.
10-411-43021-00330	\$1,000	Cost associated with professional certifications required by personnel.
10-411-43150-00000	\$11,600	Lease/purchase payment obligation for two Ford Escapes in the fleet.
10-411-43190-00000	\$62,054	Calculated: Internal Services
10-411-43191-00000	\$30,805	Calculated: Internal Services
10-411-43192-00000	\$19,377	Calculated: Internal Services
10-411-43193-00000	\$318,373	Calculated: Internal Services

PERMITS, PLANNING & ZONING

Comment Report

Account #	Requested	Comment
10-411-43194-00000	\$123,417	Calculated: Internal Services
10-411-44210-00000	\$750	Cost of repairs for handheld devices.
10-411-44310-00000	\$500	Need to maintain radios used by field personnel on a daily basis. This is a personnel safety item.
10-411-45300-00000	\$1,500	Anticipated expenses associated with supplies/materials not budgeted in other line items.
10-411-45300-00330	\$500	Costs associated with the purchase of test strips, thermometers, hair restraints, and related supplies
10-411-46122-00000	\$11,000	Cost of software maintenance and data plan for handheld ticket devices.
50-411-46101-00000	\$11,600	Vehicle lease/purchase obligation year three of four.
Expense Total:	\$2,460,934	

PERMITS, PLANNING & ZONING

Fund Total Report

Fund	Fund Description		2018 Adjusted Budget	2018 Projected Year End	2019 Budget Request
10	GENERAL	Revenue:	\$2,546,360	\$2,308,298	\$2,326,625
		Expense:	\$2,639,305	\$2,309,384	\$2,449,334
50	CAPITAL PROJECTS	Revenue:	\$23,600	\$23,600	\$11,600
		Expense:	\$23,600	\$22,240	\$11,600
		Total Revenue:	\$2,569,960	\$2,331,898	\$2,338,225
		Total Expense:	\$2,662,905	\$2,331,624	\$2,460,934

PERMITS, PLANNING & ZONING

Cost Center Total Report

Cost Center	Cost Center Description		2018 Adjusted Budget	2018 Projected Year End	2019 Budget Request
00000	NONE	Revenue:	\$932,760	\$776,199	\$759,725
		Expense:	\$1,258,991	\$1,202,948	\$1,258,805
00292	THIRD PARTY INSPECTIONS	Revenue:	\$1,548,000	\$1,477,698	\$1,488,000
		Expense:	\$1,288,245	\$1,059,695	\$1,105,500
00330	HEALTH AND SANITATION	Revenue:	\$89,200	\$78,000	\$90,500
		Expense:	\$115,669	\$68,980	\$96,629
		Total Revenue:	\$2,569,960	\$2,331,898	\$2,338,225
		Total Expense:	\$2,662,905	\$2,331,624	\$2,460,934

Permits, Planning & Zoning

Position Title	Union	2018 FTE Approved	2018 Wages	2019 FTE Requested	2019 Wages	FTE Increase/ (Decrease)	Wages Increase/ (Decrease)
Deputy Economic/Community Development							
Director for Permits, Planning & Zoning	NAFF	1	\$70,178	1	\$71,933	0	\$1,754
Zoning Officer	NAFF	1	\$61,514	1	\$63,052	0	\$1,538
Planner	NAFF	1	\$46,835	1	\$48,006	0	\$1,171
Property Maintenance Inspector II	NAFF	1	\$45,693	1	\$46,835	0	\$1,142
Property Maintenance Inspector	NAFF	4	\$188,223	5	\$192,929	1	\$4,706
Part-time Property Maintenance Inspector	NAFF	1	\$23,152	0.625	\$23,731	-0.375	\$579
Office Coordinator	YPEA	1	\$37,489	1	\$37,489	0	\$0
Permit Technician	YPEA	1	\$38,375	1	\$38,375	0	\$0
Health Sanitation Officer	NAFF	1	\$51,000	1	\$52,275	0	\$1,275
Part-time Food Sanitarian	NAFF	0.625	\$23,205	0.625	\$23,785	0	\$580
Total		12.625	\$585,664	13.25	\$598,409	0.625	\$12,745

Employee Totals	
NAFF	11.25
Full Time	10
Part-time	1.25
YPEA	2
Full Time	2
Total	13.25

Fund Totals	
10 - General	\$598,409
Total	\$598,409

\$16,801 30% of Office Coordinator from 10-414
\$615,210

HEALTH

Revenue Total		Expense Total	
Total Adj. Budget:	\$2,015,342	Total Adj. Budget:	\$2,384,555
Total Projected:	\$1,549,895	Total Projected:	\$1,958,292
Total Requested:	\$1,891,992	Total Requested:	\$2,419,183

Account #	Account Description	2018 Adjusted Budget	2018 Projected Year End	2019 Budget Request
REVENUE				
10-413-34010-10178	HEALTH GRANTS	\$0	\$69,487	\$0
10-413-34164-10178	FEDERAL GRANT-HUD	\$211,380	\$0	\$247,100
COST CENTER TOTAL (HUD-LEAD GRANT):		\$211,380	\$69,487	\$247,100
FUND TOTAL (GENERAL):		\$211,380	\$69,487	\$247,100
25-413-39090-00000	TRANSFER FROM GENERAL FUND	\$205,000	\$205,000	\$0
COST CENTER TOTAL (NONE):		\$205,000	\$205,000	\$0
25-413-34010-00233	HEALTH GRANTS	\$0	\$150	\$0
COST CENTER TOTAL (SPECIAL PROJECTS HEALTH):		\$0	\$150	\$0
25-413-34010-10012	HEALTH GRANTS	\$92,185	\$91,884	\$130,124
COST CENTER TOTAL (AIDS COUNSELING & TESTING):		\$92,185	\$91,884	\$130,124
25-413-34010-10013	HEALTH GRANTS	\$108,021	\$93,904	\$173,355
COST CENTER TOTAL (AIDS EDUCATION):		\$108,021	\$93,904	\$173,355
25-413-34010-10016	HEALTH GRANTS	\$198,544	\$123,894	\$287,741
COST CENTER TOTAL (HOME VISITOR):		\$198,544	\$123,894	\$287,741
25-413-34010-10017	HEALTH GRANTS	\$320,772	\$237,838	\$265,000
COST CENTER TOTAL (STATE HEALTH):		\$320,772	\$237,838	\$265,000
25-413-34010-10018	HEALTH GRANTS	\$95,000	\$94,028	\$120,408
COST CENTER TOTAL (IMMUNIZATION):		\$95,000	\$94,028	\$120,408
25-413-37080-10019	MISCELLANEOUS	\$8,000	\$0	\$0
COST CENTER TOTAL (LEAD):		\$8,000	\$0	\$0
25-413-34010-10074	HEALTH GRANTS	\$188,000	\$165,627	\$186,420
COST CENTER TOTAL (BIOTERRORISM GRANT):		\$188,000	\$165,627	\$186,420

HEALTH

Revenue Total		Expense Total	
Total Adj. Budget:	\$2,015,342	Total Adj. Budget:	\$2,384,555
Total Projected:	\$1,549,895	Total Projected:	\$1,958,292
Total Requested:	\$1,891,992	Total Requested:	\$2,419,183

Account #	Account Description	2018 Adjusted Budget	2018 Projected Year End	2019 Budget Request
25-413-34010-10124	HEALTH GRANTS	\$62,730	\$44,505	\$46,330
COST CENTER TOTAL (DENTAL HEALTH):		\$62,730	\$44,505	\$46,330
25-413-34010-10166	HEALTH GRANTS	\$6,700	\$6,725	\$6,700
COST CENTER TOTAL (TUBERCULOSIS GRANT):		\$6,700	\$6,725	\$6,700
25-413-34010-10186	HEALTH GRANTS	\$378,010	\$283,650	\$297,810
COST CENTER TOTAL (SAFE AND HEALTHY COMMUNITIES):		\$378,010	\$283,650	\$297,810
FUND TOTAL (STATE HEALTH GRANTS):		\$1,662,962	\$1,347,207	\$1,513,888
93-413-36060-00000	WEYER TRUST CONTRIBUTION	\$141,000	\$133,201	\$131,004
COST CENTER TOTAL (NONE):		\$141,000	\$133,201	\$131,004
FUND TOTAL (WEYER TRUST):		\$141,000	\$133,201	\$131,004
REVENUE TOTAL:		\$2,015,342	\$1,549,895	\$1,891,992
EXPENDITURES				
10-413-43190-00000	CENTRAL SERVICES ALLOCATIONS	\$0	\$0	\$25,580
10-413-43191-00000	INFO SERVICES ALLOCATIONS	\$0	\$0	\$16,399
10-413-43192-00000	HUMAN RESOURCES ALLOCATIONS	\$0	\$0	\$10,182
10-413-43193-00000	INSURANCE ALLOCATIONS	\$0	\$0	\$178,659
10-413-43194-00000	BUSINESS ADMIN ALLOCATIONS	\$0	\$0	\$65,996
10-413-43404-00000	ALLOCATION CONTINGENCY	\$205,000	\$205,000	\$0
10-413-44170-00000	BUILDING RENT	\$34,000	\$8,269	\$30,000
10-413-44180-00000	VEHICLE/EQUIPMENT RENTAL	\$220	\$219	\$0
10-413-44210-00000	OTHER REPAIR SERVICE	\$425	\$185	\$0
10-413-44340-00000	VEHICLE INSURANCE	\$375	\$300	\$375
10-413-44400-00000	OTHER CONTRACTUAL SERVICES	\$175,000	\$175,001	\$200,000
10-413-45020-00000	OFFICE/DATA PROCESSING	\$600	\$599	\$0
10-413-45110-00000	MEDICAL SUPPLIES	\$1,126	\$1,126	\$0
COST CENTER TOTAL (NONE):		\$416,746	\$390,699	\$527,191
10-413-43010-10178	TRAVEL	\$5,000	\$1,000	\$4,500
10-413-43020-10178	TRAINING	\$3,000	\$1,590	\$3,500
10-413-44210-10178	OTHER REPAIR SERVICE	\$5,700	\$1,000	\$5,000
10-413-44400-10178	OTHER CONTRACTUAL SERVICES	\$193,000	\$65,042	\$230,000
10-413-45110-10178	MEDICAL SUPPLIES	\$1,500	\$100	\$500
10-413-45300-10178	OTHER SUPPLIES/MATERIALS	\$3,180	\$2,665	\$3,600
COST CENTER TOTAL (HUD-LEAD GRANT):		\$211,380	\$71,397	\$247,100

HEALTH

Revenue Total		Expense Total	
Total Adj. Budget:	\$2,015,342	Total Adj. Budget:	\$2,384,555
Total Projected:	\$1,549,895	Total Projected:	\$1,958,292
Total Requested:	\$1,891,992	Total Requested:	\$2,419,183

Account #	Account Description	2018 Adjusted Budget	2018 Projected Year End	2019 Budget Request
FUND TOTAL (GENERAL):		\$628,126	\$462,097	\$774,291

25-413-40010-10011	SALARIES/WAGES	\$0	\$1,400	\$0
25-413-40050-10011	VACATION	\$0	\$610	\$0
25-413-40060-10011	HOLIDAY	\$0	\$502	\$0
25-413-41010-10011	FICA	\$0	\$184	\$0
COST CENTER TOTAL (ADULT INJURY):		\$0	\$2,696	\$0

25-413-40010-10012	SALARIES/WAGES	\$51,213	\$49,157	\$71,813
25-413-40030-10012	OVERTIME	\$0	\$11	\$0
25-413-40050-10012	VACATION	\$0	\$81	\$0
25-413-40060-10012	HOLIDAY	\$0	\$45	\$0
25-413-40070-10012	SICK	\$0	\$21	\$0
25-413-41010-10012	FICA	\$0	\$3,773	\$5,494
25-413-43010-10012	TRAVEL	\$755	\$750	\$1,750
25-413-43190-10012	CENTRAL SERVICES ALLOCATIONS	\$3,667	\$3,667	\$4,611
25-413-43191-10012	INFO SERVICES ALLOCATIONS	\$2,875	\$2,875	\$2,875
25-413-43192-10012	HUMAN RESOURCES ALLOCATIONS	\$1,414	\$1,414	\$2,018
25-413-43193-10012	INSURANCE ALLOCATIONS	\$26,327	\$26,327	\$42,692
25-413-43194-10012	BUSINESS ADMIN ALLOCATIONS	\$8,275	\$8,275	\$12,856
25-413-43600-10012	CONTRA CENTRAL SERVICES ALLO	\$0	\$0	\$16,081
25-413-43601-10012	CONTRA INFO SERVICES ALLOCATI	\$0	\$0	\$1,895
25-413-43602-10012	CONTRA HUMAN RESOURCES ALLO	\$0	\$0	\$1,318
25-413-43603-10012	CONTRA INSURANCE ALLOCATION	\$0	\$0	\$833
25-413-43604-10012	CONTRA BUSINESS ADMIN ALLOCA	\$0	\$0	\$5,303
25-413-44030-10012	ASSOCIATION DUES/CONFERENCES	\$415	\$575	\$350
25-413-44170-10012	BUILDING RENT	\$3,166	\$2,467	\$2,700
25-413-44180-10012	VEHICLE/EQUIPMENT RENTAL	\$0	\$220	\$0
25-413-44400-10012	OTHER CONTRACTUAL SERVICES	\$270	\$270	\$290
25-413-45020-10012	OFFICE/DATA PROCESSING	\$2,169	\$2,169	\$2,500
25-413-45110-10012	MEDICAL SUPPLIES	\$2,450	\$2,450	\$2,800
25-413-45300-10012	OTHER SUPPLIES/MATERIALS	\$2,356	\$2,400	\$2,804
COST CENTER TOTAL (AIDS COUNSELING & TESTING):		\$105,351	\$106,946	\$130,124

25-413-40010-10013	SALARIES/WAGES	\$71,360	\$41,603	\$84,873
25-413-40030-10013	OVERTIME	\$0	\$232	\$0
25-413-40050-10013	VACATION	\$0	\$1,540	\$0
25-413-40060-10013	HOLIDAY	\$0	\$1,389	\$0
25-413-40070-10013	SICK	\$0	\$990	\$0
25-413-41010-10013	FICA	\$2,139	\$3,496	\$6,493
25-413-43010-10013	TRAVEL	\$2,080	\$2,238	\$1,415
25-413-43190-10013	CENTRAL SERVICES ALLOCATIONS	\$3,318	\$3,318	\$4,523

HEALTH

Revenue Total		Expense Total	
Total Adj. Budget:	\$2,015,342	Total Adj. Budget:	\$2,384,555
Total Projected:	\$1,549,895	Total Projected:	\$1,958,292
Total Requested:	\$1,891,992	Total Requested:	\$2,419,183

Account #	Account Description	2018 Adjusted Budget	2018 Projected Year End	2019 Budget Request
25-413-43191-10013	INFO SERVICES ALLOCATIONS	\$2,601	\$2,601	\$2,601
25-413-43192-10013	HUMAN RESOURCES ALLOCATIONS	\$1,280	\$1,280	\$2,018
25-413-43193-10013	INSURANCE ALLOCATIONS	\$23,819	\$23,819	\$42,692
25-413-43194-10013	BUSINESS ADMIN ALLOCATIONS	\$7,487	\$7,487	\$12,856
25-413-43600-10013	CONTRA CENTRAL SERVICES ALLO	\$0	\$0	\$20,669
25-413-43601-10013	CONTRA INFO SERVICES ALLOCATI	\$0	\$0	\$945
25-413-43602-10013	CONTRA HUMAN RESOURCES ALLO	\$0	\$0	\$657
25-413-43603-10013	CONTRA INSURANCE ALLOCATION	\$0	\$0	\$414
25-413-43604-10013	CONTRA BUSINESS ADMIN ALLOCA	\$0	\$0	\$2,645
25-413-44020-10013	PRINTING/BINDING	\$50	\$100	\$50
25-413-44030-10013	ASSOCIATION DUES/CONFERENCES	\$0	\$0	\$585
25-413-44050-10013	TELEPHONE	\$150	\$0	\$100
25-413-44170-10013	BUILDING RENT	\$2,700	\$2,350	\$12,900
25-413-44180-10013	VEHICLE/EQUIPMENT RENTAL	\$440	\$219	\$504
25-413-44230-10013	LABORATORY FEES	\$100	\$100	\$200
25-413-44400-10013	OTHER CONTRACTUAL SERVICES	\$100	\$0	\$10,000
25-413-45020-10013	OFFICE/DATA PROCESSING	\$2,450	\$1,664	\$3,131
25-413-45110-10013	MEDICAL SUPPLIES	\$1,545	\$1,200	\$2,626
25-413-45300-10013	OTHER SUPPLIES/MATERIALS	\$170	\$340	\$11,120
COST CENTER TOTAL (AIDS EDUCATION):		\$121,788	\$95,964	\$173,357
25-413-40010-10015	SALARIES/WAGES	\$0	\$5,096	\$0
25-413-40030-10015	OVERTIME	\$0	\$0	\$0
25-413-40050-10015	VACATION	\$0	\$821	\$0
25-413-40060-10015	HOLIDAY	\$0	\$592	\$0
25-413-40070-10015	SICK	\$0	\$73	\$0
25-413-41010-10015	FICA	\$0	\$499	\$0
COST CENTER TOTAL (CHOLESTEROL):		\$0	\$7,082	\$0
25-413-40010-10016	SALARIES/WAGES	\$81,232	\$60,201	\$105,241
25-413-40020-10016	PART TIME EMPLOYEES	\$33,150	\$11,370	\$52,802
25-413-40030-10016	OVERTIME	\$0	\$8	\$0
25-413-40050-10016	VACATION	\$0	\$2,588	\$0
25-413-40060-10016	HOLIDAY	\$0	\$1,768	\$0
25-413-40070-10016	SICK	\$0	\$461	\$0
25-413-40180-10016	JURY DUTY	\$0	\$614	\$0
25-413-41010-10016	FICA	\$3,845	\$5,891	\$12,090
25-413-43010-10016	TRAVEL	\$6,300	\$1,274	\$5,810
25-413-43190-10016	CENTRAL SERVICES ALLOCATIONS	\$5,238	\$5,238	\$10,948
25-413-43191-10016	INFO SERVICES ALLOCATIONS	\$4,107	\$4,107	\$4,107
25-413-43192-10016	HUMAN RESOURCES ALLOCATIONS	\$2,021	\$2,021	\$6,055
25-413-43193-10016	INSURANCE ALLOCATIONS	\$24,939	\$24,939	\$77,202
25-413-43194-10016	BUSINESS ADMIN ALLOCATIONS	\$11,821	\$11,821	\$38,568
25-413-43600-10016	CONTRA CENTRAL SERVICES ALLO	\$0	\$0	\$18,173
25-413-43601-10016	CONTRA INFO SERVICES ALLOCATI	\$0	\$0	\$6,847
25-413-43602-10016	CONTRA HUMAN RESOURCES ALLO	\$0	\$0	\$4,762

HEALTH

Revenue Total		Expense Total	
Total Adj. Budget:	\$2,015,342	Total Adj. Budget:	\$2,384,555
Total Projected:	\$1,549,895	Total Projected:	\$1,958,292
Total Requested:	\$1,891,992	Total Requested:	\$2,419,183

Account #	Account Description	2018 Adjusted Budget	2018 Projected Year End	2019 Budget Request
25-413-43603-10016	CONTRA INSURANCE ALLOCATION	\$0	\$0	\$3,008
25-413-43604-10016	CONTRA BUSINESS ADMIN ALLOCA	\$0	\$0	\$19,164
25-413-44010-10016	POSTAGE/SHIPPING	\$50	\$50	\$100
25-413-44020-10016	PRINTING/BINDING	\$550	\$534	\$1,200
25-413-44030-10016	ASSOCIATION DUES/CONFERENCES	\$1,100	\$990	\$950
25-413-44050-10016	TELEPHONE	\$150	\$50	\$150
25-413-44170-10016	BUILDING RENT	\$9,200	\$7,600	\$9,000
25-413-44180-10016	VEHICLE/EQUIPMENT RENTAL	\$439	\$438	\$440
25-413-44370-10016	HEALTH PROFESSION LIAB INSUR	\$330	\$109	\$330
25-413-44400-10016	OTHER CONTRACTUAL SERVICES	\$250	\$0	\$0
25-413-45020-10016	OFFICE/DATA PROCESSING	\$5,520	\$3,520	\$4,500
25-413-45300-10016	OTHER SUPPLIES/MATERIALS	\$9,620	\$6,775	\$10,202
COST CENTER TOTAL (HOME VISITOR):		\$199,862	\$152,365	\$287,741

25-413-40010-10017	SALARIES/WAGES	\$142,317	\$127,503	\$127,728
25-413-40020-10017	PART TIME EMPLOYEES	\$10,100	\$4,469	\$0
25-413-40030-10017	OVERTIME	\$1,000	\$265	\$150
25-413-40050-10017	VACATION	\$0	\$3,638	\$0
25-413-40060-10017	HOLIDAY	\$0	\$2,194	\$0
25-413-40070-10017	SICK	\$0	\$1,610	\$0
25-413-41010-10017	FICA	\$77	\$10,786	\$9,783
25-413-43010-10017	TRAVEL	\$2,000	\$1,500	\$2,000
25-413-43020-10017	TRAINING	\$2,000	\$0	\$2,500
25-413-43150-10017	INTERFUND TRANSFER	\$6,000	\$6,000	\$0
25-413-43190-10017	CENTRAL SERVICES ALLOCATIONS	\$9,723	\$9,723	\$8,553
25-413-43191-10017	INFO SERVICES ALLOCATIONS	\$7,119	\$7,119	\$7,119
25-413-43192-10017	HUMAN RESOURCES ALLOCATIONS	\$3,839	\$3,839	\$3,431
25-413-43193-10017	INSURANCE ALLOCATIONS	\$37,750	\$37,750	\$69,260
25-413-43194-10017	BUSINESS ADMIN ALLOCATIONS	\$22,460	\$22,460	\$21,855
25-413-43600-10017	CONTRA CENTRAL SERVICES ALLO	\$0	\$0	\$31,818
25-413-43601-10017	CONTRA INFO SERVICES ALLOCATI	\$0	\$0	\$2,930
25-413-43602-10017	CONTRA HUMAN RESOURCES ALLO	\$0	\$0	\$2,038
25-413-43603-10017	CONTRA INSURANCE ALLOCATION	\$0	\$0	\$1,203
25-413-43604-10017	CONTRA BUSINESS ADMIN ALLOCA	\$0	\$0	\$8,202
25-413-44020-10017	PRINTING/BINDING	\$250	\$200	\$200
25-413-44030-10017	ASSOCIATION DUES/CONFERENCES	\$2,000	\$1,890	\$2,000
25-413-44070-10017	ELECTRIC - BUILDINGS	\$8,000	\$6,051	\$8,000
25-413-44160-10017	NATURAL GAS/HEATING FUEL	\$3,200	\$3,106	\$3,400
25-413-44170-10017	BUILDING RENT	\$18,000	\$7,065	\$8,000
25-413-44180-10017	VEHICLE/EQUIPMENT RENTAL	\$220	\$0	\$219
25-413-44210-10017	OTHER REPAIR SERVICE	\$660	\$496	\$688
25-413-44400-10017	OTHER CONTRACTUAL SERVICES	\$56,000	\$5,428	\$10,000
25-413-45010-10017	FOOD	\$300	\$153	\$350
25-413-45020-10017	OFFICE/DATA PROCESSING	\$3,600	\$1,200	\$3,000
25-413-45050-10017	JANITORIAL SUPPLIES	\$750	\$100	\$250
25-413-45090-10017	BOOKS/SUBSCRIPTIONS	\$125	\$348	\$150
25-413-45110-10017	MEDICAL SUPPLIES	\$2,500	\$2,500	\$2,000
25-413-45300-10017	OTHER SUPPLIES/MATERIALS	\$1,060	\$356	\$550

HEALTH

Revenue Total		Expense Total	
Total Adj. Budget:	\$2,015,342	Total Adj. Budget:	\$2,384,555
Total Projected:	\$1,549,895	Total Projected:	\$1,958,292
Total Requested:	\$1,891,992	Total Requested:	\$2,419,183

Account #	Account Description	2018 Adjusted Budget	2018 Projected Year End	2019 Budget Request
25-413-46110-10017	OFFICE EQUIPMENT/FURNITURE	\$20,000	\$10,000	\$15,000
25-413-46120-10017	DATA PROCESSING EQUIPMENT	\$5,000	\$4,710	\$5,000
COST CENTER TOTAL (STATE HEALTH):		\$366,049	\$282,457	\$264,996

25-413-40010-10018	SALARIES/WAGES	\$47,514	\$50,816	\$64,454
25-413-40030-10018	OVERTIME	\$0	\$27	\$50
25-413-40050-10018	VACATION	\$0	\$1,162	\$0
25-413-40060-10018	HOLIDAY	\$0	\$711	\$0
25-413-40070-10018	SICK	\$0	\$729	\$0
25-413-41010-10018	FICA	\$0	\$4,089	\$4,931
25-413-43010-10018	TRAVEL	\$150	\$365	\$325
25-413-43190-10018	CENTRAL SERVICES ALLOCATIONS	\$3,841	\$3,841	\$4,655
25-413-43191-10018	INFO SERVICES ALLOCATIONS	\$3,012	\$3,012	\$3,012
25-413-43192-10018	HUMAN RESOURCES ALLOCATIONS	\$1,482	\$1,482	\$2,018
25-413-43193-10018	INSURANCE ALLOCATIONS	\$26,731	\$26,731	\$41,121
25-413-43194-10018	BUSINESS ADMIN ALLOCATIONS	\$8,669	\$8,669	\$12,856
25-413-43600-10018	CONTRA CENTRAL SERVICES ALLO	\$0	\$0	\$17,025
25-413-43601-10018	CONTRA INFO SERVICES ALLOCATI	\$0	\$0	\$2,909
25-413-43602-10018	CONTRA HUMAN RESOURCES ALLO	\$0	\$0	\$2,023
25-413-43603-10018	CONTRA INSURANCE ALLOCATION	\$0	\$0	\$1,278
25-413-43604-10018	CONTRA BUSINESS ADMIN ALLOCA	\$0	\$0	\$8,141
25-413-44030-10018	ASSOCIATION DUES/CONFERENCES	\$25	\$400	\$650
25-413-44170-10018	BUILDING RENT	\$5,820	\$3,916	\$5,900
25-413-44180-10018	VEHICLE/EQUIPMENT RENTAL	\$220	\$0	\$219
25-413-44210-10018	OTHER REPAIR SERVICE	\$25	\$100	\$150
25-413-44370-10018	HEALTH PROFESSION LIAB INSUR	\$0	\$110	\$110
25-413-44400-10018	OTHER CONTRACTUAL SERVICES	\$1,640	\$2,000	\$2,833
25-413-45020-10018	OFFICE/DATA PROCESSING	\$50	\$99	\$2,000
25-413-45110-10018	MEDICAL SUPPLIES	\$0	\$150	\$2,500
25-413-45300-10018	OTHER SUPPLIES/MATERIALS	\$350	\$900	\$4,000
COST CENTER TOTAL (IMMUNIZATION):		\$99,528	\$109,307	\$120,408

25-413-43010-10019	TRAVEL	\$500	\$22	\$0
25-413-44010-10019	POSTAGE/SHIPPING	\$75	\$0	\$0
25-413-44170-10019	BUILDING RENT	\$1,200	\$0	\$0
25-413-44180-10019	VEHICLE/EQUIPMENT RENTAL	\$220	\$0	\$0
25-413-44210-10019	OTHER REPAIR SERVICE	\$3,000	\$0	\$0
25-413-44400-10019	OTHER CONTRACTUAL SERVICES	\$100	\$0	\$0
25-413-45020-10019	OFFICE/DATA PROCESSING	\$250	\$0	\$0
25-413-45110-10019	MEDICAL SUPPLIES	\$2,655	\$0	\$0
COST CENTER TOTAL (LEAD):		\$8,000	\$22	\$0

25-413-40010-10074	SALARIES/WAGES	\$95,597	\$82,983	\$93,054
25-413-40030-10074	OVERTIME	\$0	\$69	\$0
25-413-40050-10074	VACATION	\$0	\$4,542	\$0

HEALTH

Revenue Total		Expense Total	
Total Adj. Budget:	\$2,015,342	Total Adj. Budget:	\$2,384,555
Total Projected:	\$1,549,895	Total Projected:	\$1,958,292
Total Requested:	\$1,891,992	Total Requested:	\$2,419,183

Account #	Account Description	2018 Adjusted Budget	2018 Projected Year End	2019 Budget Request
25-413-40060-10074	HOLIDAY	\$0	\$2,608	\$0
25-413-40070-10074	SICK	\$0	\$860	\$0
25-413-41010-10074	FICA	\$0	\$6,966	\$7,119
25-413-43010-10074	TRAVEL	\$3,740	\$3,535	\$3,955
25-413-43020-10074	TRAINING	\$0	\$0	\$1,000
25-413-43190-10074	CENTRAL SERVICES ALLOCATIONS	\$6,461	\$6,461	\$6,173
25-413-43191-10074	INFO SERVICES ALLOCATIONS	\$5,065	\$5,065	\$5,066
25-413-43192-10074	HUMAN RESOURCES ALLOCATIONS	\$2,492	\$2,492	\$2,489
25-413-43193-10074	INSURANCE ALLOCATIONS	\$45,266	\$45,266	\$52,653
25-413-43194-10074	BUSINESS ADMIN ALLOCATIONS	\$14,579	\$14,579	\$15,856
25-413-43600-10074	CONTRA CENTRAL SERVICES ALLO	\$0	\$0	\$17,898
25-413-43601-10074	CONTRA INFO SERVICES ALLOCATI	\$0	\$0	\$2,596
25-413-43602-10074	CONTRA HUMAN RESOURCES ALLO	\$0	\$0	\$1,805
25-413-43603-10074	CONTRA INSURANCE ALLOCATION	\$0	\$0	\$1,139
25-413-43604-10074	CONTRA BUSINESS ADMIN ALLOCA	\$0	\$0	\$7,265
25-413-44020-10074	PRINTING/BINDING	\$500	\$60	\$500
25-413-44030-10074	ASSOCIATION DUES/CONFERENCES	\$1,950	\$1,310	\$1,050
25-413-44170-10074	BUILDING RENT	\$15,600	\$15,601	\$15,600
25-413-44180-10074	VEHICLE/EQUIPMENT RENTAL	\$440	\$438	\$440
25-413-44210-10074	OTHER REPAIR SERVICE	\$0	\$0	\$337
25-413-44400-10074	OTHER CONTRACTUAL SERVICES	\$750	\$5,564	\$5,550
25-413-45010-10074	FOOD	\$500	\$0	\$300
25-413-45020-10074	OFFICE/DATA PROCESSING	\$1,000	\$778	\$1,846
25-413-45090-10074	BOOKS/SUBSCRIPTIONS	\$100	\$0	\$0
25-413-45110-10074	MEDICAL SUPPLIES	\$3,000	\$834	\$1,000
25-413-45300-10074	OTHER SUPPLIES/MATERIALS	\$6,800	\$1,609	\$3,136

COST CENTER TOTAL (BIOTERRORISM GRANT):

\$203,839

\$201,618

\$186,422

25-413-40010-10124	SALARIES/WAGES	\$11,185	\$11,176	\$11,464
25-413-41010-10124	FICA	\$0	\$855	\$877
25-413-43010-10124	TRAVEL	\$400	\$199	\$305
25-413-43190-10124	CENTRAL SERVICES ALLOCATIONS	\$698	\$698	\$667
25-413-43191-10124	INFO SERVICES ALLOCATIONS	\$548	\$548	\$548
25-413-43192-10124	HUMAN RESOURCES ALLOCATIONS	\$269	\$269	\$269
25-413-43193-10124	INSURANCE ALLOCATIONS	\$5,015	\$5,015	\$5,692
25-413-43194-10124	BUSINESS ADMIN ALLOCATIONS	\$1,576	\$1,576	\$1,714
25-413-43600-10124	CONTRA CENTRAL SERVICES ALLO	\$0	\$0	\$1,410
25-413-43601-10124	CONTRA INFO SERVICES ALLOCATI	\$0	\$0	\$291
25-413-43602-10124	CONTRA HUMAN RESOURCES ALLO	\$0	\$0	\$202
25-413-43603-10124	CONTRA INSURANCE ALLOCATION	\$0	\$0	\$127
25-413-43604-10124	CONTRA BUSINESS ADMIN ALLOCA	\$0	\$0	\$814
25-413-44010-10124	POSTAGE/SHIPPING	\$50	\$0	\$50
25-413-44020-10124	PRINTING/BINDING	\$600	\$0	\$350
25-413-44170-10124	BUILDING RENT	\$4,000	\$2,500	\$3,000
25-413-44180-10124	VEHICLE/EQUIPMENT RENTAL	\$982	\$1,190	\$219
25-413-44400-10124	OTHER CONTRACTUAL SERVICES	\$20,500	\$21,372	\$18,093
25-413-45020-10124	OFFICE/DATA PROCESSING	\$2,800	\$2,500	\$250
25-413-45110-10124	MEDICAL SUPPLIES	\$7,072	\$2,824	\$0

HEALTH

Revenue Total		Expense Total	
Total Adj. Budget:	\$2,015,342	Total Adj. Budget:	\$2,384,555
Total Projected:	\$1,549,895	Total Projected:	\$1,958,292
Total Requested:	\$1,891,992	Total Requested:	\$2,419,183

Account #	Account Description	2018 Adjusted Budget	2018 Projected Year End	2019 Budget Request
25-413-45300-10124	OTHER SUPPLIES/MATERIALS	\$3,830	\$3,086	\$2,807
COST CENTER TOTAL (DENTAL HEALTH):		\$59,525	\$53,808	\$46,330
25-413-40010-10166	SALARIES/WAGES	\$0	\$1,118	\$0
25-413-41010-10166	FICA	\$0	\$86	\$0
25-413-43010-10166	TRAVEL	\$1,250	\$1,393	\$1,250
25-413-43194-10166	BUSINESS ADMIN ALLOCATIONS	\$0	\$0	\$190
25-413-43601-10166	CONTRA INFO SERVICES ALLOCATI	\$0	\$0	\$68
25-413-43602-10166	CONTRA HUMAN RESOURCES ALLO	\$0	\$0	\$47
25-413-43603-10166	CONTRA INSURANCE ALLOCATION	\$0	\$0	\$30
25-413-44030-10166	ASSOCIATION DUES/CONFERENCES	\$0	\$0	\$250
25-413-44170-10166	BUILDING RENT	\$1,200	\$1,200	\$1,200
25-413-44180-10166	VEHICLE/EQUIPMENT RENTAL	\$0	\$0	\$219
25-413-44400-10166	OTHER CONTRACTUAL SERVICES	\$2,801	\$0	\$200
25-413-45020-10166	OFFICE/DATA PROCESSING	\$100	\$100	\$175
25-413-45110-10166	MEDICAL SUPPLIES	\$300	\$540	\$1,869
25-413-45300-10166	OTHER SUPPLIES/MATERIALS	\$1,049	\$1,124	\$1,202
COST CENTER TOTAL (TUBERCULOSIS GRANT):		\$6,700	\$5,561	\$6,700
25-413-40010-10186	SALARIES/WAGES	\$124,792	\$109,476	\$128,869
25-413-40030-10186	OVERTIME	\$0	\$57	\$0
25-413-40050-10186	VACATION	\$0	\$2,507	\$0
25-413-40060-10186	HOLIDAY	\$0	\$2,402	\$0
25-413-40070-10186	SICK	\$0	\$897	\$0
25-413-41010-10186	FICA	\$0	\$8,823	\$9,858
25-413-43010-10186	TRAVEL	\$8,500	\$4,341	\$8,000
25-413-43190-10186	CENTRAL SERVICES ALLOCATIONS	\$10,477	\$10,477	\$10,011
25-413-43191-10186	INFO SERVICES ALLOCATIONS	\$8,214	\$8,214	\$8,215
25-413-43192-10186	HUMAN RESOURCES ALLOCATIONS	\$4,041	\$4,041	\$4,037
25-413-43193-10186	INSURANCE ALLOCATIONS	\$73,902	\$73,902	\$83,638
25-413-43194-10186	BUSINESS ADMIN ALLOCATIONS	\$23,642	\$23,642	\$25,712
25-413-43600-10186	CONTRA CENTRAL SERVICES ALLO	\$0	\$0	\$35,505
25-413-43601-10186	CONTRA INFO SERVICES ALLOCATI	\$0	\$0	\$3,688
25-413-43602-10186	CONTRA HUMAN RESOURCES ALLO	\$0	\$0	\$2,565
25-413-43603-10186	CONTRA INSURANCE ALLOCATION	\$0	\$0	\$1,620
25-413-43604-10186	CONTRA BUSINESS ADMIN ALLOCA	\$0	\$0	\$10,321
25-413-44010-10186	POSTAGE/SHIPPING	\$250	\$0	\$100
25-413-44020-10186	PRINTING/BINDING	\$2,500	\$1,834	\$2,500
25-413-44030-10186	ASSOCIATION DUES/CONFERENCES	\$3,600	\$2,132	\$3,500
25-413-44170-10186	BUILDING RENT	\$16,500	\$11,000	\$15,000
25-413-44180-10186	VEHICLE/EQUIPMENT RENTAL	\$1,000	\$250	\$500
25-413-44400-10186	OTHER CONTRACTUAL SERVICES	\$95,200	\$41,200	\$25,000
25-413-45020-10186	OFFICE/DATA PROCESSING	\$1,000	\$250	\$1,000
25-413-45300-10186	OTHER SUPPLIES/MATERIALS	\$49,025	\$21,643	\$25,569
COST CENTER TOTAL (SAFE AND HEALTHY COMMUNITIES):		\$422,642	\$327,087	\$297,810

HEALTH

Revenue Total		Expense Total	
Total Adj. Budget:	\$2,015,342	Total Adj. Budget:	\$2,384,555
Total Projected:	\$1,549,895	Total Projected:	\$1,958,292
Total Requested:	\$1,891,992	Total Requested:	\$2,419,183

Account #	Account Description	2018 Adjusted Budget	2018 Projected Year End	2019 Budget Request
FUND TOTAL (STATE HEALTH GRANTS):		\$1,593,285	\$1,344,913	\$1,513,888
93-413-40010-00000	SALARIES/WAGES	\$76,620	\$69,185	\$80,481
93-413-40030-00000	OVERTIME	\$0	\$76	\$50
93-413-40050-00000	VACATION	\$0	\$2,218	\$0
93-413-40060-00000	HOLIDAY	\$0	\$1,519	\$0
93-413-40070-00000	SICK	\$0	\$678	\$0
93-413-41010-00000	FICA	\$3,389	\$5,694	\$6,161
93-413-43010-00000	TRAVEL	\$500	\$100	\$500
93-413-43190-00000	CENTRAL SERVICES ALLOCATIONS	\$5,468	\$5,468	\$4,979
93-413-43191-00000	INFO SERVICES ALLOCATIONS	\$4,791	\$4,791	\$4,792
93-413-43192-00000	HUMAN RESOURCES ALLOCATIONS	\$2,021	\$2,021	\$1,884
93-413-43193-00000	INSURANCE ALLOCATIONS	\$38,384	\$38,384	\$43,579
93-413-43194-00000	BUSINESS ADMIN ALLOCATIONS	\$11,821	\$11,821	\$11,999
93-413-43600-00000	CONTRA CENTRAL SERVICES ALLO	\$0	\$0	\$19,994
93-413-43601-00000	CONTRA INFO SYSTEMS ALLOCATIO	\$0	\$0	\$2,129
93-413-43602-00000	CONTRA HUMAN RESOURCES ALLO	\$0	\$0	\$1,481
93-413-43603-00000	CONTRA INSURANCE ALLOCATION	\$0	\$0	\$934
93-413-43604-00000	CONTRA BUSINESS ADMIN ALLOCA	\$0	\$0	\$5,959
93-413-44010-00000	POSTAGE/SHIPPING	\$50	\$0	\$0
93-413-44020-00000	PRINTING/BINDING	\$100	\$100	\$200
93-413-44030-00000	ASSOCIATION DUES/CONFERENCES	\$2,000	\$1,000	\$2,000
93-413-44040-00000	ADVERTISING	\$800	\$0	\$1,000
93-413-44170-00000	BUILDING RENT	\$12,000	\$7,333	\$688
93-413-44180-00000	VEHICLE/EQUIPMENT RENTAL	\$220		\$219
93-413-44370-00000	HEALTH PROFESSION LIAB INSUR	\$330	\$219	\$220
93-413-44400-00000	OTHER CONTRACTUAL SERVICES	\$1,000		\$0
93-413-45020-00000	OFFICE/DATA PROCESSING	\$150	\$100	\$150
93-413-45110-00000	MEDICAL SUPPLIES	\$1,000	\$200	\$500
93-413-45300-00000	OTHER SUPPLIES/MATERIALS	\$2,500	\$375	\$2,100
COST CENTER TOTAL (NONE):		\$163,145	\$151,283	\$131,004
FUND TOTAL (WEYER TRUST):		\$163,145	\$151,283	\$131,004
EXPENSE TOTAL:		\$2,384,555	\$1,958,292	\$2,419,183

HEALTH

Comment Report

Account #	Requested	Comment
10-413-34164-10178	\$247,100	Anticipated revenue from HUD-Federal
25-413-34010-10012	\$130,124	Grant amount
25-413-34010-10013	\$173,355	Grant revenue
25-413-34010-10016	\$287,741	Grant amount grant revenue
25-413-34010-10017	\$265,000	Estimated Act 12 and Act 315 payment + \$20,0000 pulled from reserve fund
25-413-34010-10018	\$120,408	Grant amount
25-413-34010-10074	\$186,420	Grant amount
25-413-34010-10124	\$46,330	Grant amount
25-413-34010-10166	\$6,700	Grant amount
25-413-34010-10186	\$297,810	Anticipated revenue to be reimbursed via SHC grant
93-413-36060-00000	\$131,004	Estimated contribution
Revenue Total:		\$1,891,992
10-413-43010-10178	\$4,500	Travel for LHC related activities and conferences (mileage, lodging, airfare, etc.)
10-413-43020-10178	\$3,500	Training for LHC related staff and contractors performing LHC work
10-413-43190-00000	\$25,580	Transferred from Fund 10 & 93
10-413-43191-00000	\$16,399	Transferred from Fund 25 & 93.
10-413-43192-00000	\$10,182	Transferred from Fund 25 & 93
10-413-43193-00000	\$178,659	Transferred from Fund 25 & 93
10-413-43194-00000	\$65,996	Transferred from Fund 25 & 93.
10-413-44170-00000	\$30,000	Office/health center rent
10-413-44210-10178	\$5,000	Repair and maintenance for XRF lead testing equipment
10-413-44340-00000	\$375	Per city policy, reimbursement to staff for insurance coverage for vehicles
10-413-44400-00000	\$200,000	White Rose ambulance contract
10-413-44400-10178	\$230,000	YC Planning Commission contract for Lead Hazard Control program
10-413-45110-10178	\$500	Medical/lead testing supplies associated with LHC activities
10-413-45300-10178	\$3,600	LHC supplies for outreach and lead hazard activities
25-413-40010-10012	\$71,813	2019 Salary Scale
25-413-40010-10013	\$84,873	2019 Salary Scale

HEALTH

Comment Report

Account #	Requested	Comment
25-413-40010-10016	\$105,241	2019 Salary Scale
25-413-40010-10017	\$127,728	2019 Salary Scale
25-413-40010-10018	\$64,454	2019 Salary Scale
25-413-40010-10074	\$93,054	2019 Salary Scale
25-413-40010-10124	\$11,464	2019 Salary Scale
25-413-40010-10186	\$128,869	2019 Salary Scale
25-413-40020-10016	\$52,802	2019 Salary Scale
25-413-40030-10017	\$150	2019 projected expense
25-413-40030-10018	\$50	2019 projected expense
25-413-41010-10012	\$5,494	2019 Salary Scale
25-413-41010-10013	\$6,493	2019 Salary Scale
25-413-41010-10016	\$12,090	2019 Salary Scale
25-413-41010-10017	\$9,783	2019 Salary Scale
25-413-41010-10018	\$4,931	2019 Salary Scale.
25-413-41010-10074	\$7,119	2019 Salary Scale
25-413-41010-10124	\$877	2019 Salary Scale
25-413-41010-10186	\$9,858	2019 Salary Scale
25-413-43010-10012	\$1,750	mileage/conference/training expenses - 2 staff
25-413-43010-10013	\$1,415	Mileage and training expenses
25-413-43010-10016	\$5,810	Mileage for home viists, meetings, trainings and conference expenses
25-413-43010-10017	\$2,000	Mileage, conference travel (i.e. NACCHO)
25-413-43010-10018	\$325	Local mileage and travel to state meetings
25-413-43010-10074	\$3,955	Mileage, conference travel expenses (NACCHO EP Summit, PA Prep Summit
25-413-43010-10124	\$305	Mileage to meetings/events
25-413-43010-10166	\$1,250	Mileage and training travel expenses
25-413-43010-10186	\$8,000	Travel associated with SHC activities and meetings
25-413-43020-10017	\$2,500	Staff training costs
25-413-43020-10074	\$1,000	Training expenses for EP staff
25-413-43190-10012	\$4,611	Calculated: Internal Services

HEALTH

Comment Report

Account #	Requested	Comment
25-413-43190-10013	\$4,523	Calculated: Internal Services
25-413-43190-10016	\$10,948	Calculated: Internal Services
25-413-43190-10017	\$8,553	Calculated: Internal Services
25-413-43190-10018	\$4,655	Calculated: Internal Services
25-413-43190-10074	\$6,173	Calculated: Internal Services
25-413-43190-10124	\$667	Calculated: Internal Services
25-413-43190-10186	\$10,011	Calculated: Internal Services
25-413-43191-10012	\$2,875	Calculated: Internal Services
25-413-43191-10013	\$2,601	Calculated: Internal Services
25-413-43191-10016	\$4,107	Calculated: Internal Services
25-413-43191-10017	\$7,119	Calculated: Internal Services
25-413-43191-10018	\$3,012	Calculated: Internal Services
25-413-43191-10074	\$5,066	Calculated: Internal Services
25-413-43191-10124	\$548	Calculated: Internal Services
25-413-43191-10186	\$8,215	Calculated: Internal Services
25-413-43192-10012	\$2,018	Calculated: Internal Services
25-413-43192-10013	\$2,018	Calculated: Internal Services
25-413-43192-10016	\$6,055	Calculated: Internal Services
25-413-43192-10017	\$3,431	Calculated: Internal Services
25-413-43192-10018	\$2,018	Calculated: Internal Services
25-413-43192-10074	\$2,489	Calculated: Internal Services
25-413-43192-10124	\$269	Calculated: Internal Services
25-413-43192-10186	\$4,037	Calculated: Internal Services
25-413-43193-10012	\$42,692	Calculated: Internal Services
25-413-43193-10013	\$42,692	Calculated: Internal Services
25-413-43193-10016	\$77,202	Calculated: Internal Services
25-413-43193-10017	\$69,260	Calculated: Internal Services.
25-413-43193-10018	\$41,121	Calculated: Internal Services

HEALTH

Comment Report

Account #	Requested	Comment
25-413-43193-10074	\$52,653	Calculated: Internal Services
25-413-43193-10124	\$5,692	Calculated: Internal Services
25-413-43193-10186	\$83,638	Calculated: Internal Services
25-413-43194-10012	\$12,856	Calculated: Internal Services
25-413-43194-10013	\$12,856	Calculated: Internal Services
25-413-43194-10016	\$38,568	Calculated: Internal Services
25-413-43194-10017	\$21,855	Calculated: Internal Services
25-413-43194-10018	\$12,856	Calculated: Internal Services
25-413-43194-10074	\$15,856	Calculated: Internal Services
25-413-43194-10124	\$1,714	Calculated: Internal Services
25-413-43194-10166	\$190	Transferred from Fund 10
25-413-43194-10186	\$25,712	Calculated: Internal Services
25-413-43600-10012	\$16,081	Transferred to Fund 10
25-413-43600-10013	\$20,669	Transferred to Fund 10
25-413-43600-10016	\$18,173	Transferred to Fund 10
25-413-43600-10017	\$31,818	Transferred to Fund 10
25-413-43600-10018	\$17,025	Transferred to Fund 10
25-413-43600-10074	\$17,898	Transferred to Fund 10
25-413-43600-10124	\$1,410	Transferred to Fund 10
25-413-43600-10186	\$35,505	Transferred to Fund 10
25-413-43601-10012	\$1,895	Transferred to Fund 10
25-413-43601-10013	\$945	Transferred to Fund 10
25-413-43601-10016	\$6,847	Transferred to Fund 10
25-413-43601-10017	\$2,930	Transferred to Fund 10
25-413-43601-10018	\$2,909	Transferred to Fund 10
25-413-43601-10074	\$2,596	Transferred to Fund 10
25-413-43601-10124	\$291	Transferred to Fund 10
25-413-43601-10166	\$68	Transferred to Fund 10
25-413-43601-10186	\$3,688	Transferred to Fund 10

HEALTH

Comment Report

Account #	Requested	Comment
25-413-43602-10012	\$1,318	Transferred to Fund 10.
25-413-43602-10013	\$657	Transferred to Fund 10
25-413-43602-10016	\$4,762	Transferred to Fund 10
25-413-43602-10017	\$2,038	Transferred to Fund 10
25-413-43602-10018	\$2,023	Transferred to Fund 10
25-413-43602-10074	\$1,805	Transferred to Fund 10
25-413-43602-10124	\$202	Transferred to Fund 10
25-413-43602-10166	\$47	Transferred to Fund 10
25-413-43602-10186	\$2,565	Transferred to Fund 10
25-413-43603-10012	\$833	Transferred to Fund 10
25-413-43603-10013	\$414	Transferred to Fund 10
25-413-43603-10016	\$3,008	Transferred to Fund 10
25-413-43603-10017	\$1,203	Transferred to Fund 10
25-413-43603-10018	\$1,278	Transferred to Fund 10
25-413-43603-10074	\$1,139	Transferred to Fund 10
25-413-43603-10124	\$127	Transferred to Fund 10
25-413-43603-10166	\$30	Transferred to Fund 10
25-413-43603-10186	\$1,620	Transferred to Fund 10
25-413-43604-10012	\$5,303	Transferred to Fund 10
25-413-43604-10013	\$2,645	Transferred to Fund 10
25-413-43604-10016	\$19,164	Transferred to Fund 10
25-413-43604-10017	\$8,202	Transferred to Fund 10
25-413-43604-10018	\$8,141	Transferred to Fund 10
25-413-43604-10074	\$7,265	Transferred to Fund 10
25-413-43604-10124	\$814	Transferred to Fund 10
25-413-43604-10186	\$10,321	Transferred to Fund 10
25-413-44010-10016	\$100	Shipping supplies
25-413-44010-10124	\$50	Shipping program materials

HEALTH

Comment Report

Account #	Requested	Comment
25-413-44010-10186	\$100	Postage/shipping for certified grant documents
25-413-44020-10013	\$50	Brochures
25-413-44020-10016	\$1,200	Program materials
25-413-44020-10017	\$200	Bureau materials
25-413-44020-10074	\$500	Program materials
25-413-44020-10124	\$350	Printng program materials
25-413-44020-10186	\$2,500	Printing of SHC health education and promotion flyers and materials
25-413-44030-10012	\$350	STD/HIV training fees
25-413-44030-10013	\$585	National STD conference
25-413-44030-10016	\$950	MCH related conference
25-413-44030-10017	\$2,000	Dues and registration fees - NACCHO, HYCC, etc.
25-413-44030-10018	\$650	PIC/national immunization conferences
25-413-44030-10074	\$1,050	NACCHO EP/ PA prep summit registrations
25-413-44030-10166	\$250	Training/conference fees
25-413-44030-10186	\$3,500	Fees to attend SHC related health conferences and annual member dues per the grant
25-413-44050-10013	\$100	Propio language line
25-413-44050-10016	\$150	Language line services
25-413-44070-10017	\$8,000	Electricity for Health Center
25-413-44160-10017	\$3,400	Gas for Health Center
25-413-44170-10012	\$2,700	Health center rent
25-413-44170-10013	\$12,900	Health center rent
25-413-44170-10016	\$9,000	Health center rent
25-413-44170-10017	\$8,000	Health Center rent
25-413-44170-10018	\$5,900	Health center rent
25-413-44170-10074	\$15,600	Health center rent
25-413-44170-10124	\$3,000	Health center rent
25-413-44170-10166	\$1,200	Health center rent
25-413-44170-10186	\$15,000	Rent for SHC funded staff offices/storage
25-413-44180-10013	\$504	Copier rental

HEALTH

Comment Report

Account #	Requested	Comment
25-413-44180-10016	\$440	Copier rental
25-413-44180-10017	\$219	Copier rental
25-413-44180-10018	\$219	Copier rental
25-413-44180-10074	\$440	Copier rental
25-413-44180-10124	\$219	Copier rental
25-413-44180-10166	\$219	Copier rental
25-413-44180-10186	\$500	Copier/fax rental and service fees
25-413-44210-10017	\$688	Equipment repair/pest management at health center.
25-413-44210-10018	\$150	Refrigerator repairs
25-413-44210-10074	\$337	Other Repair Services
25-413-44230-10013	\$200	PA Laboratory license fees
25-413-44370-10016	\$330	Nurse liability insurance - 3 MCH Nurses
25-413-44370-10018	\$110	Nurse liability insurance
25-413-44400-10012	\$290	Security and copier rental
25-413-44400-10013	\$10,000	Other Contractual Services
25-413-44400-10017	\$10,000	CureMD, potential contractual agreements
25-413-44400-10018	\$2,833	Immunization coalition activities/expenses per contract
25-413-44400-10074	\$5,550	Propio language line; opioid work (TBD); coulson security
25-413-44400-10124	\$18,093	Dental services contract with Family First Health
25-413-44400-10166	\$200	Lab/x-rays for TB patients
25-413-44400-10186	\$25,000	SHC funded contracts with Zagster, TRG, and other contract services
25-413-45010-10017	\$350	Health Board meetings/health events
25-413-45010-10074	\$300	Event food/educational food for displays
25-413-45020-10012	\$2,500	Data managment costs and office supplies
25-413-45020-10013	\$3,131	Data management costs and office supplies Adj Bud Comm
25-413-45020-10016	\$4,500	Office supplies/data management
25-413-45020-10017	\$3,000	Office; EHR expenses
25-413-45020-10018	\$2,000	Office supplies/data management

HEALTH

Comment Report

Account #	Requested	Comment
25-413-45020-10074	\$1,846	Office supplies.
25-413-45020-10124	\$250	Office supplies
25-413-45020-10166	\$175	Office supplies
25-413-45020-10186	\$1,000	Data mgmt fees for MOB/Project Enhance and other SHC data
25-413-45050-10017	\$250	Cleaning supplies for health center
25-413-45090-10017	\$150	Professional journals/RED Book
25-413-45110-10012	\$2,800	Supplies for STD/HIV clinic
25-413-45110-10013	\$2,626	Clinic supplies
25-413-45110-10017	\$2,000	Medical supplies for clinic use
25-413-45110-10018	\$2,500	Clinical supplies
25-413-45110-10074	\$1,000	PPE; clinic/POD supplies
25-413-45110-10166	\$1,869	Clinical supplies/meds.
25-413-45300-10012	\$2,804	Program materials and supplies
25-413-45300-10013	\$11,120	Incentives and program supplies.
25-413-45300-10016	\$10,202	Program supplies.
25-413-45300-10017	\$550	Program supplies
25-413-45300-10018	\$4,000	Program supplies/materials.
25-413-45300-10074	\$3,136	PPE; POD supplies; program supplies
25-413-45300-10124	\$2,807	Program supplies/materials.
25-413-45300-10166	\$1,202	TB program materials/ clinic supplies
25-413-45300-10186	\$25,569	Expenses for SHC health education supplies and project materials.
25-413-46110-10017	\$15,000	Equipment for STD and other clinic needs
25-413-46120-10017	\$5,000	Equipment to support data needs
93-413-40010-00000	\$80,481	2019 Salary Scale
93-413-40030-00000	\$50	2019 projected expense
93-413-41010-00000	\$6,161	2019 Salary Scale
93-413-43010-00000	\$500	Mileage for meetings/activities
93-413-43190-00000	\$4,979	Calculated: Internal Services
93-413-43191-00000	\$4,792	Calculated: Internal Services

HEALTH

Comment Report

Account #	Requested	Comment
93-413-43192-00000	\$1,884	Calculated: Internal Services
93-413-43193-00000	\$43,579	Calculated: Internal Services
93-413-43194-00000	\$11,999	Calculated: Internal Services
93-413-43600-00000	\$19,994	Transferred to Fund 10
93-413-43601-00000	\$2,129	Transferred to Fund 10
93-413-43602-00000	\$1,481	Transferred to Fund 10
93-413-43603-00000	\$934	Transferred to Fund 10
93-413-43604-00000	\$5,959	Transferred to Fund 10
93-413-44020-00000	\$200	Health Bureau materials
93-413-44030-00000	\$2,000	Healthy York County coalition; NACCHO dues/registration
93-413-44040-00000	\$1,000	Marketing / awareness plan
93-413-44170-00000	\$688	Health center rent
93-413-44180-00000	\$219	Copier rental
93-413-44370-00000	\$220	Nurse liability insurance - 2 nurses
93-413-45020-00000	\$150	Office supplies
93-413-45110-00000	\$500	Medical supplies for clinic services
93-413-45300-00000	\$2,100	Various Bureau program supplies/ materials
Expense Total:	\$2,419,183	

HEALTH

Fund Total Report

Fund	Fund Description		2018 Adjusted Budget	2018 Projected Year End	2019 Budget Request
10	GENERAL	Revenue:	\$211,380	\$69,487	\$247,100
		Expense:	\$628,126	\$462,097	\$774,291
25	STATE HEALTH GRANTS	Revenue:	\$1,662,962	\$1,347,207	\$1,513,888
		Expense:	\$1,593,285	\$1,344,913	\$1,513,888
93	WEYER TRUST	Revenue:	\$141,000	\$133,201	\$131,004
		Expense:	\$163,145	\$151,283	\$131,004
		Total Revenue:	\$2,015,342	\$1,549,895	\$1,891,992
		Total Expense:	\$2,384,555	\$1,958,292	\$2,419,183

HEALTH

Cost Center Total Report

Cost Center	Cost Center Description		2018 Adjusted Budget	2018 Projected Year End	2019 Budget Request
00000	NONE	Revenue:	\$346,000	\$338,201	\$131,004
		Expense:	\$579,891	\$541,982	\$658,195
00233	SPECIAL PROJECTS HEALTH	Revenue:	\$0	\$150	\$0
		Expense:	\$0	\$0	\$0
10011	ADULT INJURY	Revenue:	\$0	\$0	\$0
		Expense:	\$0	\$2,696	\$0
10012	AIDS COUNSELING & TESTING	Revenue:	\$92,185	\$91,884	\$130,124
		Expense:	\$105,351	\$106,946	\$130,124
10013	AIDS EDUCATION	Revenue:	\$108,021	\$93,904	\$173,355
		Expense:	\$121,788	\$95,964	\$173,357
10015	CHOLESTEROL	Revenue:	\$0	\$0	\$0
		Expense:	\$0	\$7,082	\$0
10016	HOME VISITOR	Revenue:	\$198,544	\$123,894	\$287,741
		Expense:	\$199,862	\$152,365	\$287,741
10017	STATE HEALTH	Revenue:	\$320,772	\$237,838	\$265,000
		Expense:	\$366,049	\$282,457	\$264,996
10018	IMMUNIZATION	Revenue:	\$95,000	\$94,028	\$120,408
		Expense:	\$99,528	\$109,307	\$120,408
10019	LEAD	Revenue:	\$8,000	\$0	\$0
		Expense:	\$8,000	\$22	\$0
10074	BIOTERRORISM GRANT	Revenue:	\$188,000	\$165,627	\$186,420
		Expense:	\$203,839	\$201,618	\$186,422
10124	DENTAL HEALTH	Revenue:	\$62,730	\$44,505	\$46,330
		Expense:	\$59,525	\$53,808	\$46,330
10166	TUBERCULOSIS GRANT	Revenue:	\$6,700	\$6,725	\$6,700
		Expense:	\$6,700	\$5,561	\$6,700
10178	HUD-LEAD GRANT	Revenue:	\$211,380	\$69,487	\$247,100
		Expense:	\$211,380	\$71,397	\$247,100
10186	SAFE AND HEALTHY COMMUNITIES	Revenue:	\$378,010	\$283,650	\$297,810
		Expense:	\$422,642	\$327,087	\$297,810
		Total Revenue:	\$2,015,342	\$1,549,895	\$1,891,992
		Total Expense:	\$2,384,555	\$1,958,292	\$2,419,183

Health

Position Title	Union	2018 FTE Approved	2018 Wages	2019 FTE Requested	2019 Wages	FTE Increase/ (Decrease)	Wages Increase/ (Decrease)
Deputy Economic/Community Development							
Director for Health Bureau	NAFF	1	\$73,385	1	\$75,220	0	\$1,835
Community Health Specialist Supervisor	NAFF	1	\$49,603	1	\$50,843	0	\$1,240
Community Health Specialist	NAFF	4	\$241,496	6	\$247,533	2	\$6,037
Personal Health Services Supervisor	NAFF	1	\$57,130	1	\$58,559	0	\$1,428
Community Health Nurse II	NAFF	2	\$165,730	3	\$169,873	1	\$4,143
Community Health Nurse I	NAFF	1	\$48,929	1	\$50,152	0	\$1,223
Part-time Community Health Nurse I	NAFF	0	\$51,514	1	\$52,802	1	\$1,288
Health Bureau Operations Coordinator	NAFF	1	\$44,087	1	\$45,189	0	\$1,102
Deputy Health Bureau Operations Coordinator	NAFF	1	\$36,301	1	\$37,208	0	\$908
Immunization Outreach Worker	NAFF	1	\$32,588	1	\$33,402	0	\$815
Total		13	\$800,762	17	\$820,781	4	\$20,019

Employee Totals	
NAFF	17
Full Time	16
Part-time	1
Total	17

Fund Totals	
25 - State Health Grants	\$740,300
93 - Weyer Trust	\$80,481
Total	\$820,781

HOUSING

Revenue Total		Expense Total	
Total Adj. Budget:	\$4,135,845	Total Adj. Budget:	\$3,431,875
Total Projected:	\$2,605,741	Total Projected:	\$2,619,901
Total Requested:	\$2,999,500	Total Requested:	\$2,999,500

Account #	Account Description	2018 Adjusted Budget	2018 Projected Year End	2019 Budget Request
REVENUE				
10-414-39121-00000	CDBG REIMB - ADMIN/INT SERVICE	\$198,369	\$198,369	\$196,287
10-414-39141-00000	HOME REIMB-ADMIN/INT SERVICES	\$38,868	\$38,868	\$52,449
COST CENTER TOTAL (NONE):		\$237,237	\$237,237	\$248,736
10-414-39121-20118	CDBG REIMB - ADMIN/INT SERVICE	\$64,700	\$64,700	\$0
COST CENTER TOTAL (CDBG-PROGRAM DELIVERY):		\$64,700	\$64,700	\$0
10-414-39121-20119	Cdbg Reimb.-Admin/Int Services	\$0	\$0	\$64,700
COST CENTER TOTAL (CDBG-PROGRAM DELIVERY):		\$0	\$0	\$64,700
FUND TOTAL (GENERAL):		\$301,937	\$301,937	\$313,436
30-414-34030-20016	COMMUNITY DVPMT BLOCK GRAN	\$0		\$0
COST CENTER TOTAL (CDBG Administration):		\$0		\$0
30-414-34030-20017	COMMUNITY DVPMT BLOCK GRAN	\$67,175	\$67,175	\$0
COST CENTER TOTAL (CDBG-ADMINISTRATION):		\$67,175	\$67,175	\$0
30-414-34030-20018	COMMUNITY DVPMT BLOCK GRAN	\$257,962	\$232,962	\$25,000
COST CENTER TOTAL (CDBG-ADMINISTRATION):		\$257,962	\$232,962	\$25,000
30-414-34030-20019	Cdbg-Entitlement	\$0	\$0	\$284,141
COST CENTER TOTAL (CDBG-ADMINISTRATIVE):		\$0	\$0	\$284,141
30-414-34030-20214	COMMUNITY DVPMT BLOCK GRAN	\$1,228	\$1,228	\$0
COST CENTER TOTAL (CDBG-PUBLIC IMPROVEMENTS):		\$1,228	\$1,228	\$0
30-414-34030-20217	COMMUNITY DVPMT BLOCK GRAN	\$131,000	\$131,000	\$0
COST CENTER TOTAL (CDBG-PUBLIC IMPROVEMENTS):		\$131,000	\$131,000	\$0
30-414-34030-20219	Cdbg-Entitlement	\$0	\$0	\$289,715

HOUSING

Revenue Total		Expense Total	
Total Adj. Budget:	\$4,135,845	Total Adj. Budget:	\$3,431,875
Total Projected:	\$2,605,741	Total Projected:	\$2,619,901
Total Requested:	\$2,999,500	Total Requested:	\$2,999,500

Account #	Account Description	2018 Adjusted Budget	2018 Projected Year End	2019 Budget Request
COST CENTER TOTAL (CDBG-PUBLIC IMPROVEMENTS):		\$0	\$0	\$289,715
30-414-34030-20318	COMMUNITY DVPMT BLOCK GRAN	\$10,000	\$10,000	\$0
COST CENTER TOTAL (CDBG-HEALTH & SAFETY):		\$10,000	\$10,000	\$0
30-414-34030-20319	Cdbg-Entitlement	\$0	\$0	\$10,000
COST CENTER TOTAL (CDBG-HEALTH & SAFETY):		\$0	\$0	\$10,000
30-414-34030-20419	Cdbg-Entitlement	\$0	\$0	\$40,000
COST CENTER TOTAL (CDBG-RESIDENTIAL REDEVELOPMENT):		\$0	\$0	\$40,000
30-414-34030-20517	COMMUNITY DVPMT BLOCK GRAN	\$106,060	\$66,060	\$40,000
COST CENTER TOTAL (CDBG-PROPERTY MANAGEMENT):		\$106,060	\$66,060	\$40,000
30-414-34030-20518	COMMUNITY DVPMT BLOCK GRAN	\$151,500	\$83,000	\$68,500
COST CENTER TOTAL (CDBG-PROPERTY MANAGEMENT):		\$151,500	\$83,000	\$68,500
30-414-34030-20519	Cdbg-Entitlement	\$0	\$0	\$176,500
COST CENTER TOTAL (CDBG-PROPERTY MANAGEMENT):		\$0	\$0	\$176,500
30-414-34030-20617	COMMUNITY DVPMT BLOCK GRAN	\$82,101	\$75,180	\$49,921
COST CENTER TOTAL (CDBG-SUBRECIPIENT CONTRACTS):		\$82,101	\$75,180	\$49,921
30-414-34030-20618	COMMUNITY DVPMT BLOCK GRAN	\$570,348	\$445,348	\$125,000
COST CENTER TOTAL (CDBG-SUBRECIPIENT CONTRACTS):		\$570,348	\$445,348	\$125,000
30-414-34030-20619	Cdbg-Entitlement	\$0	\$0	\$320,348
COST CENTER TOTAL (CDBG-SUBRECIPIENT CONTRACTS):		\$0	\$0	\$320,348

HOUSING

Revenue Total		Expense Total	
Total Adj. Budget:	\$4,135,845	Total Adj. Budget:	\$3,431,875
Total Projected:	\$2,605,741	Total Projected:	\$2,619,901
Total Requested:	\$2,999,500	Total Requested:	\$2,999,500

Account #	Account Description	2018 Adjusted Budget	2018 Projected Year End	2019 Budget Request
30-414-34030-21517	COMMUNITY DVPMT BLOCK GRAN	\$300,000	\$300,000	\$0
	COST CENTER TOTAL (CDBG-ECONOMIC DEVELOPMENT):	\$300,000	\$300,000	\$0
30-414-34030-21518	COMMUNITY DVPMT BLOCK GRAN	\$300,000	\$200,000	\$100,000
	COST CENTER TOTAL (CDBG-ECONOMIC DEVELOPMENT):	\$300,000	\$200,000	\$100,000
30-414-34030-21519	Cdbg-Entitlement	\$0	\$0	\$300,000
	COST CENTER TOTAL (CDBG-ECONOMIC DEVELOPMENT):	\$0	\$0	\$300,000
	FUND TOTAL (CDBG):	\$1,977,374	\$1,611,953	\$1,829,125
31-414-34040-20817	HOME GRANTS	\$50,000	\$50,000	\$0
	COST CENTER TOTAL (HOME-1ST TIME HOME BUYERS):	\$50,000	\$50,000	\$0
31-414-34040-20819	Home-Entitlement	\$0	\$0	\$156,309
	COST CENTER TOTAL (HOME-1ST TIME HOMEBUYERS):	\$0	\$0	\$156,309
31-414-34040-20915	HOME GRANTS	\$164,687	\$53,370	\$0
	COST CENTER TOTAL (HOME-RENTAL REHAB):	\$164,687	\$53,370	\$0
31-414-34040-20916	HOME GRANTS	\$306,671	\$243,671	\$63,000
	COST CENTER TOTAL (HOME-RENTAL REHAB):	\$306,671	\$243,671	\$63,000
31-414-34040-20917	HOME GRANTS	\$799,009	\$56,459	\$0
	COST CENTER TOTAL (HOME-RENTAL REHAB):	\$799,009	\$56,459	\$0
31-414-34040-20918	HOME GRANTS	\$243,071	\$0	\$243,071
	COST CENTER TOTAL (HOME-RENTAL REHAB):	\$243,071	\$0	\$243,071

HOUSING

Revenue Total		Expense Total	
Total Adj. Budget:	\$4,135,845	Total Adj. Budget:	\$3,431,875
Total Projected:	\$2,605,741	Total Projected:	\$2,619,901
Total Requested:	\$2,999,500	Total Requested:	\$2,999,500

Account #	Account Description	2018 Adjusted Budget	2018 Projected Year End	2019 Budget Request
31-414-34040-20919	Home-Entitlement	\$0	\$0	\$244,928
COST CENTER TOTAL (HOME-RENTAL REHAB):		\$0	\$0	\$244,928
31-414-34040-21018	HOME GRANTS	\$38,836	\$38,836	\$0
COST CENTER TOTAL (HOME-ADMIN):		\$38,836	\$38,836	\$0
31-414-34040-21019	Home-Entitlement	\$0	\$0	\$52,449
COST CENTER TOTAL (HOME-ADMIN):		\$0	\$0	\$52,449
31-414-34040-21117	HOME GRANTS	\$1,843	\$1,843	\$0
COST CENTER TOTAL (HOME-CHDO):		\$1,843	\$1,843	\$0
31-414-34040-21118	HOME GRANTS	\$56,459	\$56,459	\$0
COST CENTER TOTAL (HOME-CHDO):		\$56,459	\$56,459	\$0
31-414-34040-21119	Home-Entitlement	\$0	\$0	\$70,807
COST CENTER TOTAL (HOME-CHDO):		\$0	\$0	\$70,807
FUND TOTAL (HOME):		\$1,660,577	\$500,638	\$830,564
32-414-33010-00000	INVESTMENT/CASH MANAGEMENT I	\$0	\$44	\$0
32-414-38040-00000	HIGH RISK LOAN	\$40,000	\$35,000	\$20,000
COST CENTER TOTAL (NONE):		\$40,000	\$35,044	\$20,000
FUND TOTAL (HIGH RISK):		\$40,000	\$35,044	\$20,000
33-414-33010-00000	INVESTMENT/CASH MANAGEMENT I	\$0	\$9	\$0
33-414-38050-00000	CDBG RENTAL REHAB	\$6,210	\$6,374	\$6,375
COST CENTER TOTAL (NONE):		\$6,210	\$6,383	\$6,375
FUND TOTAL (CDBG-RENTAL REHAB):		\$6,210	\$6,383	\$6,375
35-414-33010-00000	INVESTMENT/CASH MANAGEMENT I	\$0	\$39	\$0
COST CENTER TOTAL (NONE):		\$0	\$39	\$0
FUND TOTAL (PHFA-RENTAL REHAB):		\$0	\$39	\$0
REVENUE TOTAL:		\$3,986,098	\$2,455,994	\$2,999,500

EXPENDITURES

HOUSING

Revenue Total		Expense Total	
Total Adj. Budget:	\$4,135,845	Total Adj. Budget:	\$3,431,875
Total Projected:	\$2,605,741	Total Projected:	\$2,619,901
Total Requested:	\$2,999,500	Total Requested:	\$2,999,500

Account #	Account Description	2018 Adjusted Budget	2018 Projected Year End	2019 Budget Request
10-414-40010-00000	SALARIES/WAGES	\$113,168	\$114,439	\$125,415
10-414-40020-00000	PART TIME EMPLOYEES	\$0	\$2,925	\$0
10-414-40030-00000	OVERTIME	\$0	\$329	\$0
10-414-40040-00000	SHIFT DIFFERENTIAL	\$0	\$1	\$0
10-414-40050-00000	VACATION	\$0	\$3,474	\$0
10-414-40060-00000	HOLIDAY	\$0	\$1,887	\$0
10-414-40070-00000	SICK	\$0	\$4,878	\$0
10-414-41010-00000	FICA	\$8,657	\$9,563	\$9,594
10-414-43190-00000	CENTRAL SERVICES ALLOCATIONS	\$15,482	\$15,482	\$13,822
10-414-43191-00000	INFO SERVICES ALLOCATIONS	\$6,845	\$6,845	\$6,846
10-414-43192-00000	HUMAN RESOURCES ALLOCATIONS	\$3,368	\$3,368	\$3,095
10-414-43193-00000	INSURANCE ALLOCATIONS	\$68,596	\$68,596	\$70,251
10-414-43194-00000	BUSINESS ADMIN ALLOCATIONS	\$19,701	\$19,701	\$19,713
COST CENTER TOTAL (NONE):		\$235,817	\$251,488	\$248,736

10-414-42010-20118	ARCHITECT/ENGINEER/CONSULTA	\$25,000	\$25,000	\$0
10-414-42070-20118	OTHER PROFESSIONAL SERVICES	\$5,000	\$5,000	\$0
10-414-43010-20118	TRAVEL	\$5,000	\$5,000	\$0
10-414-44010-20118	POSTAGE/SHIPPING	\$500	\$500	\$0
10-414-44020-20118	PRINTING/BINDING	\$500	\$500	\$0
10-414-44030-20118	ASSOCIATION DUES/CONFERENCES	\$2,000	\$2,000	\$0
10-414-44040-20118	ADVERTISING	\$15,000	\$15,000	\$0
10-414-44050-20118	TELEPHONE	\$200	\$200	\$0
10-414-44170-20118	BUILDING RENT	\$7,000	\$7,000	\$0
10-414-45020-20118	OFFICE/DATA PROCESSING	\$3,000	\$3,000	\$0
10-414-45090-20118	BOOKS/SUBSCRIPTIONS	\$1,000	\$1,000	\$0
10-414-45190-20118	PHOTOGRAPHY & SUPPLIES	\$200	\$200	\$0
10-414-45300-20118	OTHER SUPPLIES/MATERIALS	\$300	\$300	\$0
COST CENTER TOTAL (CDBG-PROGRAM DELIVERY):		\$64,700	\$64,700	\$0

10-414-42010-20119	ARCHITECT/ENGINEER/CONSULTA	\$0	\$0	\$25,000
10-414-42070-20119	OTHER PROFESSIONAL SERVICES	\$0	\$0	\$5,000
10-414-43010-20119	TRAVEL	\$0	\$0	\$5,000
10-414-44010-20119	POSTAGE/SHIPPING	\$0	\$0	\$500
10-414-44020-20119	PRINTING/BINDING	\$0	\$0	\$500
10-414-44030-20119	ASSOCIATION DUES/CONFERENCES	\$0	\$0	\$2,000
10-414-44040-20119	ADVERTISING	\$0	\$0	\$15,000
10-414-44050-20119	TELEPHONE	\$0	\$0	\$200
10-414-44170-20119	BUILDING RENT	\$0	\$0	\$7,000
10-414-45020-20119	OFFICE/DATA PROCESSING	\$0	\$0	\$3,000
10-414-45090-20119	Books/Subscriptions	\$0	\$0	\$1,000
10-414-45190-20119	Photography/Supplies	\$0	\$0	\$200
10-414-45300-20119	Other Supplies/Materials	\$0	\$0	\$300

HOUSING

Revenue Total		Expense Total	
Total Adj. Budget:	\$4,135,845	Total Adj. Budget:	\$3,431,875
Total Projected:	\$2,605,741	Total Projected:	\$2,619,901
Total Requested:	\$2,999,500	Total Requested:	\$2,999,500

Account #	Account Description	2018 Adjusted Budget	2018 Projected Year End	2019 Budget Request
COST CENTER TOTAL (CDBG-PROGRAM DELIVERY):		\$0	\$0	\$64,700
FUND TOTAL (GENERAL):		\$300,517	\$316,188	\$313,436
30-414-48250-20016	CDBG ADMIN REIMBURSEMENT	\$0		\$0
COST CENTER TOTAL (CDBG Administration):		\$0		\$0
30-414-48250-20017	CDBG ADMIN REIMBURSEMENT	\$67,175	\$67,175	\$0
COST CENTER TOTAL (CDBG-ADMINISTRATION):		\$67,175	\$67,175	\$0
30-414-48250-20018	CDBG ADMIN REIMBURSEMENT	\$257,962	\$232,962	\$25,000
COST CENTER TOTAL (CDBG-ADMINISTRATION):		\$257,962	\$232,962	\$25,000
30-414-48250-20019	Cdbg Admin. Reimbursement	\$0		\$284,141
COST CENTER TOTAL (CDBG-ADMINISTRATIVE):		\$0		\$284,141
30-414-48203-20214	INFRASTRUCTURE-SIDEWALKS/PA	\$1,228	\$1,228	\$0
COST CENTER TOTAL (CDBG-PUBLIC IMPROVEMENTS):		\$1,228	\$1,228	\$0
30-414-48203-20217	INFRASTRUCTURE-SIDEWALKS/PA	\$131,000	\$131,000	\$0
COST CENTER TOTAL (CDBG-PUBLIC IMPROVEMENTS):		\$131,000	\$131,000	\$0
30-414-48203-20218	INFRASTRUCTURE-SIDEWALKS/PA	\$0		\$0
COST CENTER TOTAL (CDBG-PUBLIC IMPROVEMENT):		\$0		\$0
30-414-48203-20219	Infrastructure-Sidewalks/Paving	\$0	\$0	\$289,715
COST CENTER TOTAL (CDBG-PUBLIC IMPROVEMENTS):		\$0	\$0	\$289,715
30-414-48231-20318	HEALTH-PRE/POST PARTUM	\$10,000	\$10,000	\$0
COST CENTER TOTAL (CDBG-HEALTH & SAFETY):		\$10,000	\$10,000	\$0

HOUSING

Revenue Total		Expense Total	
Total Adj. Budget:	\$4,135,845	Total Adj. Budget:	\$3,431,875
Total Projected:	\$2,605,741	Total Projected:	\$2,619,901
Total Requested:	\$2,999,500	Total Requested:	\$2,999,500

Account #	Account Description	2018 Adjusted Budget	2018 Projected Year End	2019 Budget Request
30-414-48231-20319	Health-Pre/Post Partum	\$0	\$0	\$10,000
COST CENTER TOTAL (CDBG-HEALTH & SAFETY):		\$0	\$0	\$10,000
30-414-48266-20418	HOME IMPROVEMENT PROGRAM	\$0		\$0
COST CENTER TOTAL (CDBG-RESIDENTIAL REDEVELOPMENT):		\$0		\$0
30-414-48266-20419	Cdbg-Home Improvement Program	\$0	\$0	\$40,000
COST CENTER TOTAL (CDBG-RESIDENTIAL REDEVELOPMENT):		\$0	\$0	\$40,000
30-414-48204-20517	DEMOLITION	\$45,816	\$25,816	\$20,000
30-414-48205-20517	ACQUISITION	\$20,000	\$0	\$20,000
30-414-48221-20517	PROPERTY STABILIZATION	\$40,244	\$40,244	\$0
COST CENTER TOTAL (CDBG-PROPERTY MANAGEMENT):		\$106,060	\$66,060	\$40,000
30-414-48204-20518	DEMOLITION	\$73,500	\$50,000	\$23,500
30-414-48205-20518	ACQUISITION	\$20,000	\$0	\$20,000
30-414-48221-20518	PROPERTY STABILIZATION	\$55,000	\$30,000	\$25,000
30-414-48245-20518	DEMOLITION PROGRAM DELIVERY	\$1,500	\$1,500	\$0
30-414-48246-20518	STABILIZATION PROGRAM DELIVER	\$1,500	\$1,500	\$0
COST CENTER TOTAL (CDBG-PROPERTY MANAGEMENT):		\$151,500	\$83,000	\$68,500
30-414-48204-20519	Demolition	\$0	\$0	\$98,500
30-414-48205-20519	Acquisition	\$0	\$0	\$20,000
30-414-48221-20519	Property Stabilization	\$0	\$0	\$55,000
30-414-48245-20519	Demolition Program Delivery	\$0	\$0	\$1,500
30-414-48246-20519	Stabilization Program Delivery	\$0	\$0	\$1,500
COST CENTER TOTAL (CDBG-PROPERTY MANAGEMENT):		\$0	\$0	\$176,500
30-414-48034-20617	SUBRECIP GRNTS-MARTIN LIBRAR	\$10,000	\$10,000	\$0
30-414-48044-20617	YOUTH INTERN PROGRAM	\$19,963	\$19,963	\$0
30-414-48045-20617	SUBRECIP GRNT-LAN HOUS-HOMEBU	\$15,465	\$15,465	\$0
30-414-48046-20617	SUBRECIP GRNT-LAN HOUS-COUNSE	\$16,672	\$16,672	\$0
30-414-48048-20617	SUBRECIP GRNT-EMMANUEL COM	\$60,000	\$13,079	\$49,921

HOUSING

Revenue Total		Expense Total	
Total Adj. Budget:	\$4,135,845	Total Adj. Budget:	\$3,431,875
Total Projected:	\$2,605,741	Total Projected:	\$2,619,901
Total Requested:	\$2,999,500	Total Requested:	\$2,999,500

Account #	Account Description	2018 Adjusted Budget	2018 Projected Year End	2019 Budget Request
COST CENTER TOTAL (CDBG-SUBRECIPIENT CONTRACTS):		\$122,101	\$75,180	\$49,921
30-414-48003-20618	SUBREC GRANTS-LITERACY COUNC	\$25,000	\$25,000	\$0
30-414-48009-20618	SUBREC GRANTS-COMMUNITY FIR	\$30,000	\$30,000	\$0
30-414-48023-20618	YORK CITY PERMITS	\$150,000	\$100,000	\$50,000
30-414-48028-20618	SUBREC GRANTS-HUMAN RELATIO	\$5,000	\$5,000	\$0
30-414-48044-20618	YOUTH INTERN PROGRAM	\$37,348	\$37,348	\$0
30-414-48045-20618	SUBRECIP GRNT-LAN HOUS-HOMEBU	\$26,500	\$16,500	\$10,000
30-414-48046-20618	SUBRECIP GRNT-LAN HOUS-COUNSE	\$26,500	\$16,500	\$10,000
30-414-48047-20618	SUB GRT-CNTY COMMUNITIES HOP	\$20,000	\$15,000	\$5,000
30-414-48203-20618	INFRASTRUCTURE-SIDEWALKS/PA	\$250,000	\$200,000	\$50,000
COST CENTER TOTAL (CDBG-SUBRECIPIENT CONTRACTS):		\$570,348	\$445,348	\$125,000
30-414-48003-20619	Subrecipiant Grants-Literacy Council	\$0		\$25,000
30-414-48009-20619	Subrecipiant Grants-Community First Fun	\$0		\$30,000
30-414-48023-20619	Subrecipiant Grants-York City Permits	\$0		\$150,000
30-414-48028-20619	Subrecipiant Grants-Human Relations Com	\$0		\$5,000
30-414-48044-20619	Subrecipiant Grants-Youth Intern Program	\$0		\$37,348
30-414-48045-20619	Subrec Grants-Lancaster Housing-Homebuy	\$0	\$0	\$26,500
30-414-48046-20619	Subrecipiant Grants-Lancaster Housing-Co	\$0	\$0	\$26,500
30-414-48047-20619	Subrec Grants-County of York Communitie	\$0	\$0	\$20,000
COST CENTER TOTAL (CDBG-SUBRECIPIENT CONTRACTS):		\$0	\$0	\$320,348
30-414-48214-21517	SECTION 108 REPAYMENT	\$300,000	\$300,000	\$0
COST CENTER TOTAL (CDBG-ECONOMIC DEVELOPMENT):		\$300,000	\$300,000	\$0
30-414-48214-21518	SECTION 108 REPAYMENT	\$300,000	\$200,000	\$100,000
COST CENTER TOTAL (CDBG-ECONOMIC DEVELOPMENT):		\$300,000	\$200,000	\$100,000
30-414-48214-21519	Section 108 Repayment	\$0	\$0	\$300,000
COST CENTER TOTAL (CDBG-ECONOMIC DEVELOPMENT):		\$0	\$0	\$300,000
FUND TOTAL (CDBG):		\$2,017,374	\$1,611,953	\$1,829,125
31-414-48217-20817	HOMEBUYER ASSISTANCE PROGR	\$50,000	\$50,000	\$0

HOUSING

Revenue Total		Expense Total	
Total Adj. Budget:	\$4,135,845	Total Adj. Budget:	\$3,431,875
Total Projected:	\$2,605,741	Total Projected:	\$2,619,901
Total Requested:	\$2,999,500	Total Requested:	\$2,999,500

Account #	Account Description	2018 Adjusted Budget	2018 Projected Year End	2019 Budget Request
COST CENTER TOTAL (HOME-1ST TIME HOME BUYERS):		\$50,000	\$50,000	\$0
31-414-48217-20819	Homebuyer Assistance Program	\$0	\$0	\$50,000
31-414-48311-20819	Danskin Residence State Street Project	\$0	\$0	\$106,309
COST CENTER TOTAL (HOME-1ST TIME HOMEBUYERS):		\$0	\$0	\$156,309
31-414-48226-20915	HOME-CRISPUS ATTUCKS CDC-HOU	\$100,000		\$0
31-414-48307-20915	HOME-CRISPUS ATTUCKS-BOUNDAR	\$11,317		\$0
31-414-48310-20915	HOME-YORK AREA HOUSING GROU	\$53,370	\$53,370	\$0
COST CENTER TOTAL (HOME-RENTAL REHAB):		\$164,687	\$53,370	\$0
31-414-48274-20916	HOME-HOUSING COUNCIL-COUNSE	\$70,000	\$70,000	\$0
31-414-48307-20916	HOME-CRISPUS ATTUCKS-BOUNDAR	\$180,000	\$117,000	\$63,000
31-414-48310-20916	HOME-YORK AREA HOUSING GROU	\$56,671	\$56,671	\$0
COST CENTER TOTAL (HOME-RENTAL REHAB):		\$306,671	\$243,671	\$63,000
31-414-48310-20917	HOME-YORK AREA HOUSING GROU	\$56,459	\$56,459	\$0
COST CENTER TOTAL (HOME-RENTAL REHAB):		\$56,459	\$56,459	\$0
31-414-48309-20918	GENERAL PROJECT	\$243,071	\$0	\$243,071
COST CENTER TOTAL (HOME-RENTAL REHAB):		\$243,071	\$0	\$243,071
31-414-48309-20919	Home-General Project	\$0	\$0	\$244,928
COST CENTER TOTAL (HOME-RENTAL REHAB):		\$0	\$0	\$244,928
31-414-48242-21018	HOME-ADMINISTRATIVE	\$38,836	\$38,836	\$0
COST CENTER TOTAL (HOME-ADMIN):		\$38,836	\$38,836	\$0
31-414-48242-21019	Home-Administrative	\$0	\$0	\$52,449
COST CENTER TOTAL (HOME-ADMIN):		\$0	\$0	\$52,449
31-414-48222-21117	CHDO OPERATING	\$1,843	\$1,843	\$0
COST CENTER TOTAL (HOME-CHDO):		\$1,843	\$1,843	\$0

HOUSING

Revenue Total		Expense Total	
Total Adj. Budget:	\$4,135,845	Total Adj. Budget:	\$3,431,875
Total Projected:	\$2,605,741	Total Projected:	\$2,619,901
Total Requested:	\$2,999,500	Total Requested:	\$2,999,500

Account #	Account Description	2018 Adjusted Budget	2018 Projected Year End	2019 Budget Request
31-414-48222-21118	CHDO OPERATING	\$56,459	\$56,459	\$0
COST CENTER TOTAL (HOME-CHDO):		\$56,459	\$56,459	\$0
31-414-48222-21119	CHDO Operating	\$0	\$0	\$70,807
COST CENTER TOTAL (HOME-CHDO):		\$0	\$0	\$70,807
FUND TOTAL (HOME):		\$918,027	\$500,638	\$830,564
32-414-43150-00000	INTERFUND TRANSFER	\$37,300	\$33,191	\$18,218
32-414-43200-00000	MERCHANT/BANK FEES	\$2,700	\$1,809	\$1,782
COST CENTER TOTAL (NONE):		\$40,000	\$35,000	\$20,000
FUND TOTAL (HIGH RISK):		\$40,000	\$35,000	\$20,000
33-414-43150-00000	INTERFUND TRANSFER	\$6,048	\$6,212	\$6,213
33-414-43200-00000	MERCHANT/BANK FEES	\$162	\$162	\$162
COST CENTER TOTAL (NONE):		\$6,210	\$6,374	\$6,375
FUND TOTAL (CDBG-RENTAL REHAB):		\$6,210	\$6,374	\$6,375
EXPENSE TOTAL:		\$3,282,127	\$2,470,153	\$2,999,500

HOUSING

Comment Report

Account #	Requested	Comment
10-414-39121-00000	\$196,287	Revenue request for reimbursement from CDBG for eligible expenses
10-414-39121-20119	\$64,700	Revenue to cover reimbursements to the city for administration cost
10-414-39141-00000	\$52,449	Revenue to cover reimbursements to the city for administration cost
30-414-34030-20018	\$25,000	Revenue to cover reimbursements to the city for administration and Planning
30-414-34030-20019	\$284,141	Revenue request to reimbursement of administration cost for the CDBG programs
30-414-34030-20219	\$289,715	Requested amount to cover expenses for Public Works mill/pave and reconstruct streets and sidewalks
30-414-34030-20319	\$10,000	The Bureau of Health provides services for pre and Postpartum women
30-414-34030-20419	\$40,000	Revenue request amount needed for Senior home rehab. program
30-414-34030-20517	\$40,000	Revenue request for various public services for completion of 2019 programs
30-414-34030-20518	\$68,500	Program Delivery for Stabilization to be undertaken by the RDA
30-414-34030-20519	\$176,500	Revenue request for various public services for completion of 2019 programs
30-414-34030-20617	\$49,921	Revenue request for various public services for completion of 2019 programs
30-414-34030-20618	\$125,000	Revenue needed assistance program to Low Income clientele
30-414-34030-20619	\$320,348	Revenue request for various public services for completion of 2019 programs
30-414-34030-21518	\$100,000	Section 108 Loan Repayment
30-414-34030-21519	\$300,000	Repayment for section 108 loan
31-414-34040-20819	\$156,309	Revenue for down payment and closing costs assistance to first time homebuyers
31-414-34040-20916	\$63,000	Revenue projections for current Home eligible projects
31-414-34040-20918	\$243,071	Revenue to address affordable housing assistance that is most appropriate for local needs
31-414-34040-20919	\$244,928	Revenue projections for current Home eligible projects
31-414-34040-21019	\$52,449	Home administration
31-414-34040-21119	\$70,807	CHDO Required amount by HUD for future project
32-414-38040-00000	\$20,000	Anticipated revenue from loan payments
33-414-38050-00000	\$6,375	Revenue from loan payments
Revenue Total:	\$2,999,500	
10-414-40010-00000	\$125,415	2019 Salary Scale
10-414-41010-00000	\$9,594	2019 Salary Scale

HOUSING

Comment Report

Account #	Requested	Comment
10-414-42010-20119	\$25,000	Request revenue for additional training and conferences that all staff will attend to Revenue projections based on calculation of prior year for Consultant
10-414-42070-20119	\$5,000	Request revenue for additional training and conferences that all staff will attend to and other certifications needed for the HOME and CDBG Program
10-414-43010-20119	\$5,000	Request revenue for additional training and conferences that all staff will attend to remain current with HUD regulations
10-414-43190-00000	\$13,822	Calculated: Internal Services
10-414-43191-00000	\$6,846	Calculated: Internal Services
10-414-43192-00000	\$3,095	Calculated: Internal Services
10-414-43193-00000	\$70,251	Calculated: Internal Services
10-414-43194-00000	\$19,713	Calculated: Internal Services
10-414-44010-20119	\$500	Anticipated fees for postage and shipping associated with promotions of the CDBG Facade program and first time homebuyers program, Fedex parcels
10-414-44020-20119	\$500	Anticipated fees for postage and shipping associated with promotions of the CDBG Printing Materials Program and First Time Homebuyers Program, Fedex parcels
10-414-44030-20119	\$2,000	Request revenue for additional training and conferences that all staff will attend to remain current with HUD regulations
10-414-44040-20119	\$15,000	Anticipated amount for the cost associated with the required legal advertisements required by HUD regulations
10-414-44050-20119	\$200	Estimated calculations for telephone usage for the BHS
10-414-44170-20119	\$7,000	Leasing fee for square footage for the BHS
10-414-45020-20119	\$3,000	Request for expenditures associated with marketing brochures and documents for the BHS
10-414-45090-20119	\$1,000	Fees for Books/Subscriptions on field related trend information to stay current on required regulations
10-414-45190-20119	\$200	Anticipated amount needed for photography supplies used for the CDBG Program
10-414-45300-20119	\$300	Estimated fees for office supply purchases to cover storage items and other misc. items
30-414-48003-20619	\$25,000	Revenue for staff to run English is a second language literacy Program
30-414-48009-20619	\$30,000	Revenue for Microenterprise and Small Business Development Loan Program
30-414-48023-20618	\$50,000	Requested amount to provide systematic code enforcement in eligible areas of the City
30-414-48023-20619	\$150,000	Requested amount to provide systematic code enforcement in eligible areas of the City

HOUSING

Comment Report

Account #	Requested	Comment
30-414-48028-20619	\$5,000	Requested amount to provide Human Relation department for low to moderate families in eligible areas of the City
30-414-48044-20619	\$37,348	Funds needed for the Legacy Youth Internship program
30-414-48045-20618	\$10,000	Homebuyers assistance program to Low Income clientele
30-414-48045-20619	\$26,500	Request for Homebuyers assistance program to Low Income clientele
30-414-48046-20618	\$10,000	Homebuyers assistance program to Low Income clientele
30-414-48046-20619	\$26,500	Homebuyers counseling assistance program to Low Income clientele
30-414-48047-20618	\$5,000	Revenue needed assistance program to Low Income clientele
30-414-48047-20619	\$20,000	Revenue needed assistance program to Low Income clientele
30-414-48048-20617	\$49,921	Revenue needed assistance program to Low Income clientele
30-414-48203-20219	\$289,715	Requested amount to cover expenses for Public Works mill/pave and reconstruct streets and sidewalks
30-414-48203-20618	\$50,000	Requested amount to cover expenses for Public Works mill/pave and reconstruct streets and sidewalks
30-414-48204-20517	\$20,000	Requested amount for 2019 Demolition projects to be undertaken by the RDA
30-414-48204-20518	\$23,500	Requested amount for 2019 Demolition projects to be undertaken by the RDA
30-414-48204-20519	\$98,500	Requested amount for 2019 Demolition projects to be undertaken by the RDA
30-414-48205-20517	\$20,000	Requested amount for 2019 Acquisition projects to be undertaken by the RDA
30-414-48205-20518	\$20,000	Requested amount for 2018 Acquisition projects to be undertaken by the RDA
30-414-48205-20519	\$20,000	Requested amount for 2019 Acquisition projects to be undertaken by the RDA
30-414-48214-21518	\$100,000	Section 108 Loan Repayment
30-414-48214-21519	\$300,000	Section 108 Loan Repayment
30-414-48221-20518	\$25,000	Revenue cost of annual property maintenance contract, remediation emergencies cost and snow removal
30-414-48221-20519	\$55,000	Revenue cost of annual property maintenance contract, remediation emergencies cost and snow removal
30-414-48231-20319	\$10,000	The Bureau of Health provides services for pre and Postpartum women.
30-414-48245-20519	\$1,500	Revenue requested for Building Stabilization by RDA pending Rehab or demolition
30-414-48246-20519	\$1,500	Program Delivery for Stabilization to be undertaken by the RDA
30-414-48250-20018	\$25,000	Request to reimbursement of administration cost for the CDBG programs
30-414-48250-20019	\$284,141	Revenue request to reimbursement of administration cost for the CDBG programs

HOUSING

Comment Report

Account #	Requested	Comment
30-414-48266-20419	\$40,000	Revenue request amount needed for Senior home rehab. program
31-414-48217-20819	\$50,000	Revenue for down payment and closing costs assistance to first time homebuyers
31-414-48222-21119	\$70,807	CHDO Required amount by HUD for future project
31-414-48242-21019	\$52,449	Home administration
31-414-48307-20916	\$63,000	Revenue to address affordable housing assistance that is most appropriate for local needs
31-414-48309-20918	\$243,071	Revenue to address affordable housing assistance that is most appropriate for local needs
31-414-48309-20919	\$244,928	Revenue request for reimbursement from HOME for eligible expenses
31-414-48311-20819	\$106,309	Revenue request for reimbursement for eligible expenses for a new HOME Project
32-414-43150-00000	\$18,218	Transfer to CDBG as Program Income
32-414-43200-00000	\$1,782	Bank Fees associated with loans \$148.50 X 12
33-414-43150-00000	\$6,213	Transfer to CDBG as Prigram Income
33-414-43200-00000	\$162	Bank Fees associated with loans \$13.50 X 12
Expense Total:	\$2,999,500	

HOUSING

Fund Total Report

Fund	Fund Description		2018 Adjusted Budget	2018 Projected Year End	2019 Budget Request
10	GENERAL	Revenue:	\$301,937	\$301,937	\$313,436
		Expense:	\$300,517	\$316,188	\$313,436
30	CDBG	Revenue:	\$2,127,122	\$1,761,701	\$1,829,125
		Expense:	\$2,167,122	\$1,761,701	\$1,829,125
31	HOME	Revenue:	\$1,660,577	\$500,638	\$830,564
		Expense:	\$918,027	\$500,638	\$830,564
32	HIGH RISK	Revenue:	\$40,000	\$35,044	\$20,000
		Expense:	\$40,000	\$35,000	\$20,000
33	CDBG-RENTAL REHAB	Revenue:	\$6,210	\$6,383	\$6,375
		Expense:	\$6,210	\$6,374	\$6,375
35	PHFA-RENTAL REHAB	Revenue:	\$0	\$39	\$0
		Expense:	\$0	\$0	\$0
		Total Revenue:	\$4,135,845	\$2,605,741	\$2,999,500
		Total Expense:	\$3,431,875	\$2,619,901	\$2,999,500

HOUSING

Cost Center Total Report

Cost Center	Cost Center Description		2018 Adjusted Budget	2018 Projected Year End	2019 Budget Request
00000	NONE	Revenue:	\$283,447	\$278,703	\$275,111
		Expense:	\$282,027	\$292,862	\$275,111
20017	CDBG-ADMINISTRATION	Revenue:	\$67,175	\$67,175	\$0
		Expense:	\$67,175	\$67,175	\$0
20018	CDBG-ADMINISTRATION	Revenue:	\$257,962	\$232,962	\$25,000
		Expense:	\$257,962	\$232,962	\$25,000
20019	CDBG-ADMINISTRATIVE	Revenue:	\$0	\$0	\$284,141
		Expense:	\$0	\$0	\$284,141
20118	CDBG-PROGRAM DELIVERY	Revenue:	\$64,700	\$64,700	\$0
		Expense:	\$64,700	\$64,700	\$0
20119	CDBG-PROGRAM DELIVERY	Revenue:	\$0	\$0	\$64,700
		Expense:	\$0	\$0	\$64,700
20214	CDBG-PUBLIC IMPROVEMENTS	Revenue:	\$1,228	\$1,228	\$0
		Expense:	\$1,228	\$1,228	\$0
20217	CDBG-PUBLIC IMPROVEMENTS	Revenue:	\$131,000	\$131,000	\$0
		Expense:	\$131,000	\$131,000	\$0
20219	CDBG-PUBLIC IMPROVEMENTS	Revenue:	\$0	\$0	\$289,715
		Expense:	\$0	\$0	\$289,715
20318	CDBG-HEALTH & SAFETY	Revenue:	\$10,000	\$10,000	\$0
		Expense:	\$10,000	\$10,000	\$0
20319	CDBG-HEALTH & SAFETY	Revenue:	\$0	\$0	\$10,000
		Expense:	\$0	\$0	\$10,000
20418	CDBG-RESIDENTIAL REDEVELOPMENT	Revenue:	\$0	\$0	\$0
		Expense:	\$0	\$0	\$0
20419	CDBG-RESIDENTIAL REDEVELOPMENT	Revenue:	\$0	\$0	\$40,000
		Expense:	\$0	\$0	\$40,000
20517	CDBG-PROPERTY MANAGEMENT	Revenue:	\$106,060	\$66,060	\$40,000
		Expense:	\$106,060	\$66,060	\$40,000
20518	CDBG-PROPERTY MANAGEMENT	Revenue:	\$151,500	\$83,000	\$68,500
		Expense:	\$151,500	\$83,000	\$68,500
20519	CDBG-PROPERTY MANAGEMENT	Revenue:	\$0	\$0	\$176,500
		Expense:	\$0	\$0	\$176,500
20617	CDBG-SUBRECIPIENT CONTRACTS	Revenue:	\$82,101	\$75,180	\$49,921
		Expense:	\$122,101	\$75,180	\$49,921
20618	CDBG-SUBRECIPIENT CONTRACTS	Revenue:	\$570,348	\$445,348	\$125,000
		Expense:	\$570,348	\$445,348	\$125,000
20619	CDBG-SUBRECIPIENT CONTRACTS	Revenue:	\$0	\$0	\$320,348
		Expense:	\$0	\$0	\$320,348
20817	HOME-1ST TIME HOME BUYERS	Revenue:	\$50,000	\$50,000	\$0
		Expense:	\$50,000	\$50,000	\$0
20819	HOME-1ST TIME HOMEBUYERS	Revenue:	\$0	\$0	\$156,309
		Expense:	\$0	\$0	\$156,309
20915	HOME-RENTAL REHAB	Revenue:	\$164,687	\$53,370	\$0
		Expense:	\$164,687	\$53,370	\$0

20916	HOME-RENTAL REHAB	Revenue:	\$306,671	\$243,671	\$63,000
		Expense:	\$306,671	\$243,671	\$63,000
20917	HOME-RENTAL REHAB	Revenue:	\$799,009	\$56,459	\$0
		Expense:	\$56,459	\$56,459	\$0
20918	HOME-RENTAL REHAB	Revenue:	\$243,071	\$0	\$243,071
		Expense:	\$243,071	\$0	\$243,071
20919	HOME-RENTAL REHAB	Revenue:	\$0	\$0	\$244,928
		Expense:	\$0	\$0	\$244,928
21018	HOME-ADMIN	Revenue:	\$38,836	\$38,836	\$0
		Expense:	\$38,836	\$38,836	\$0
21019	HOME-ADMIN	Revenue:	\$0	\$0	\$52,449
		Expense:	\$0	\$0	\$52,449
21117	HOME-CHDO	Revenue:	\$1,843	\$1,843	\$0
		Expense:	\$1,843	\$1,843	\$0
21118	HOME-CHDO	Revenue:	\$56,459	\$56,459	\$0
		Expense:	\$56,459	\$56,459	\$0
21119	HOME-CHDO	Revenue:	\$0	\$0	\$70,807
		Expense:	\$0	\$0	\$70,807
21517	CDBG-ECONOMIC DEVELOPMENT	Revenue:	\$300,000	\$300,000	\$0
		Expense:	\$300,000	\$300,000	\$0
21518	CDBG-ECONOMIC DEVELOPMENT	Revenue:	\$300,000	\$200,000	\$100,000
		Expense:	\$300,000	\$200,000	\$100,000
21519	CDBG-ECONOMIC DEVELOPMENT	Revenue:	\$0	\$0	\$300,000
		Expense:	\$0	\$0	\$300,000
		Total Revenue:	\$3,986,098	\$2,455,994	\$2,999,500
		Total Expense:	\$3,282,127	\$2,470,153	\$2,999,500

Housing

Position Title	Union	2018 FTE Approved	2018 Wages	2019 FTE Requested	2019 Wages	FTE Increase/ (Decrease)	Wages Increase/ (Decrease)
Deputy Economic/Community Development							
Director for Bureau of Housing	NAFF	1	\$65,503	1	\$67,141	0	\$1,638
Program Funding Analyst	NAFF	1	\$44,560	1	\$45,674	0	\$1,114
Office Coordinator	YPEA	1	\$42,003	1	\$42,003	0	\$0
Total		3	\$152,066	3	\$154,817	0	\$2,752

Employee Totals	
NAFF	2
Full Time	2
YPEA	1
Full Time	1
Total	3

Fund Totals	
10 - General	\$154,817
Total	\$154,817

-\$12,601 30% of Office Coordinator to 10-400

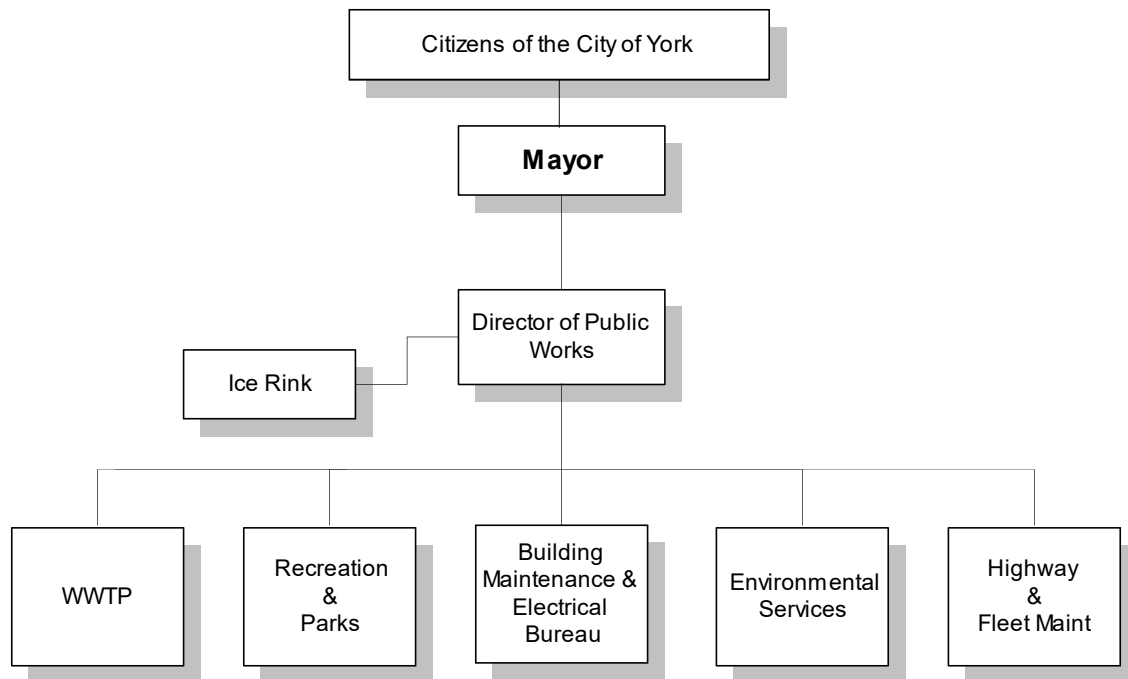
-\$16,801 30% of Office Coordinator to 10-411

\$125,415

DEPARTMENT OF PUBLIC WORKS

Chaz Green
Acting Director

The Public Works Department is headed by a director appointed by the Mayor. The director has supervision and charge of the bureaus and divisions listed below. The mission of the Department of Public Works is to provide safe, clean, healthy, and productive buildings, infrastructure, programs and services as efficiently as possible for the People of York.



Highway

The Highway Bureau provides City residents and visitors with services, which will maintain safe traffic flow, directional signs/street markings and clean thoroughfares. The Bureau meets the special requirements of highway maintenance.

Buildings/Electrical

The Buildings and Electrical Bureau provides safe buildings and streets for the employees and citizens of York. Duties include maintenance and monitoring of 600 City-owned streetlights, 3,100 GPU street lights, 9 Gamewell fire alarm circuits, 47 City-owned buildings/facilities and 102 signalized intersections and their associated wiring, signs and cabinetry.

DEPARTMENT OF PUBLIC WORKS

CONT'D

Fleet

The Fleet Division maintains the city vehicle fleet to the highest standards possible within the fiscal constraints.

Environmental Services

The Environmental Services division works to provide a clean and beautiful City. Management of the refuse/recycling contracts and grants, large item collection and the yard waste collection program are a few of the services offered.

Recreation / Parks

The Recreation & Parks Bureau provides recreation programs and events to individuals and families, coordinates activities and facilities within the Department and with other various groups. The Bureau maintains all City parks and recreation facilities.

Wastewater Treatment Plant

The Wastewater Treatment Plant safeguards the environment and public health by maintaining the highest level of treatment at the lowest attainable cost to the customers. The plant treats and disposes the residuals removed from wastewater in a manner that meets the standards mandated by the PA Dept of Environmental Protection and the US Environmental Protection Agency.

MIPP

The Municipal Industrial Pretreatment Program provides the service of inspecting and monitoring the industrial wastewater generated by the community. The program ensures that the sewer users are in compliance with all applicable local and federal regulations. MIPP also monitors compliance and when necessary issues citations or executes stronger enforcement measures.

Sewer Maintenance

The Sewer Maintenance Division repairs, cleans and inspects the collection system. They provide utility marking, flood pump station monitoring and operation of the bascule dam.

PUBLIC WORKS

Revenue Total		Expense Total	
Total Adj. Budget:	\$2,592,254	Total Adj. Budget:	\$5,474,342
Total Projected:	\$571,346	Total Projected:	\$3,511,548
Total Requested:	\$2,881,797	Total Requested:	\$5,757,702

Account #	Account Description	2018 Adjusted Budget	2018 Projected Year End	2019 Budget Request
REVENUE				
10-420-37070-00000	OTHER - SALES	\$10,000	\$0	\$0
10-420-37080-00000	MISCELLANEOUS	\$5,000	\$2,693	\$5,000
COST CENTER TOTAL (NONE):		\$15,000	\$2,693	\$5,000
10-420-34180-10189	MISCELLANEOUS GRANT	\$200,000	\$0	\$180,000
10-420-36030-10189	PUBLIC/PRIVATE CONTRIBUTIONS	\$0	\$0	\$20,000
COST CENTER TOTAL (EIP GRANT-CAPITAL NEEDS ASSESS):		\$200,000	\$0	\$200,000
FUND TOTAL (GENERAL):		\$215,000	\$2,693	\$205,000
50-420-39090-00000	TRANSFER FROM GENERAL FUND	\$126,224	\$126,224	\$126,224
50-420-39100-00000	TRANSFER FROM RECREATION FUN	\$63,026	\$63,026	\$63,026
COST CENTER TOTAL (NONE):		\$189,250	\$189,250	\$189,250
50-420-39090-00081	TRANSFER FROM GENERAL FUND	\$78,500	\$78,500	\$78,500
COST CENTER TOTAL (CAP - VEHICLE LEASING-HIGHWAYS):		\$78,500	\$78,500	\$78,500
50-420-34150-00309	STATE GOVT REVENUE - OTHER	\$0	\$79,121	\$0
COST CENTER TOTAL (RAIL TRAIL CONSTRUCTION):		\$0	\$79,121	\$0
50-420-34150-00322	STATE GOVT REVENUE - OTHER	\$1,479,504	\$0	\$1,322,504
COST CENTER TOTAL (RAIL TRAIL EXT CONSTRUCTION):		\$1,479,504	\$0	\$1,322,504
50-420-34140-10172	LOCAL GOVERNMENT REVENUE-OT	\$0	\$0	\$198,704
50-420-34150-10172	STATE GOVT REVENUE - OTHER	\$630,000	\$221,782	\$487,839
COST CENTER TOTAL (TAP-BICYCLE INFRASTRUCTURE IMP):		\$630,000	\$221,782	\$686,543
50-420-34150-10195	STATE GOVERNMENT REVENUE-OT	\$0	\$0	\$200,000
COST CENTER TOTAL (DEP-MEMORIAL PARK-POORHOUSE RUN):		\$0	\$0	\$200,000
50-420-34150-10196	STATE GOVERNMENT REVENUE-OT	\$0	\$0	\$200,000

PUBLIC WORKS

Revenue Total		Expense Total	
Total Adj. Budget:	\$2,592,254	Total Adj. Budget:	\$5,474,342
Total Projected:	\$571,346	Total Projected:	\$3,511,548
Total Requested:	\$2,881,797	Total Requested:	\$5,757,702

Account #	Account Description	2018 Adjusted Budget	2018 Projected Year End	2019 Budget Request
COST CENTER TOTAL (DCNR-MEMORIAL PK-POORHOUSE RUN):		\$0	\$0	\$200,000
FUND TOTAL (CAPITAL PROJECTS):		\$2,377,254	\$568,653	\$2,676,797
REVENUE TOTAL:		\$2,592,254	\$571,346	\$2,881,797
EXPENDITURES				
10-420-40010-00000	SALARIES/WAGES	\$129,556	\$83,784	\$90,961
10-420-40030-00000	OVERTIME	\$0	\$169	\$0
10-420-40040-00000	SHIFT DIFFERENTIAL	\$0	\$0	\$0
10-420-40050-00000	VACATION	\$0	\$1,433	\$0
10-420-40060-00000	HOLIDAY	\$0	\$434	\$0
10-420-40070-00000	SICK	\$0	\$1,465	\$0
10-420-40080-00000	BEREAVEMENT	\$0	\$207	\$0
10-420-41010-00000	FICA	\$9,911	\$6,693	\$6,959
10-420-42010-00000	ARCHITECT/ENGINEER/CONSULTA	\$80,000	\$25,698	\$200,000
10-420-42070-00000	OTHER PROFESSIONAL SERVICES	\$8,200	\$1,200	\$0
10-420-43150-00000	INTERFUND TRANSFER	\$126,224	\$0	\$126,224
10-420-43190-00000	CENTRAL SERVICES ALLOCATIONS	\$11,833	\$11,833	\$9,695
10-420-43191-00000	INFO SERVICES ALLOCATIONS	\$4,107	\$4,107	\$4,107
10-420-43192-00000	HUMAN RESOURCES ALLOCATIONS	\$2,694	\$2,694	\$2,018
10-420-43193-00000	INSURANCE ALLOCATIONS	\$53,086	\$53,086	\$61,948
10-420-43194-00000	BUSINESS ADMIN ALLOCATIONS	\$15,761	\$15,761	\$12,856
10-420-44040-00000	ADVERTISING	\$0	\$1,815	\$0
10-420-44050-00000	TELEPHONE	\$0		\$0
10-420-44200-00000	VEHICLE REPAIR SERVICE	\$5,000	\$7,356	\$5,000
10-420-45020-00000	OFFICE/DATA PROCESSING	\$1,000	\$1,001	\$0
10-420-45080-00000	PURCHASES FOR RESALE	\$10,000	\$38,000	\$0
10-420-45120-00000	VEHICLE PARTS/ACCESSORIES	\$5,000	\$4,993	\$5,000
COST CENTER TOTAL (NONE):		\$462,372	\$261,730	\$524,768
10-420-44060-00040	WATER	\$2,000	\$1,815	\$1,885
10-420-44070-00040	ELECTRIC - BUILDINGS	\$35,000	\$26,001	\$27,300
10-420-44160-00040	NATURAL GAS/HEATING FUEL	\$300	\$427	\$300
COST CENTER TOTAL (MARKET ST GARAGE):		\$37,300	\$28,243	\$29,485
10-420-44060-00041	WATER	\$500	\$345	\$375
10-420-44070-00041	ELECTRIC - BUILDINGS	\$13,000	\$20,723	\$23,000
COST CENTER TOTAL (PHILADELPHIA ST GARAGE):		\$13,500	\$21,068	\$23,375
10-420-44060-00042	WATER	\$400	\$424	\$436
10-420-44070-00042	ELECTRIC - BUILDINGS	\$22,000	\$22,001	\$23,000

PUBLIC WORKS

Revenue Total		Expense Total	
Total Adj. Budget:	\$2,592,254	Total Adj. Budget:	\$5,474,342
Total Projected:	\$571,346	Total Projected:	\$3,511,548
Total Requested:	\$2,881,797	Total Requested:	\$5,757,702

Account #	Account Description	2018 Adjusted Budget	2018 Projected Year End	2019 Budget Request
COST CENTER TOTAL (KING ST GARAGE):		\$22,400	\$22,425	\$23,436
10-420-43150-00081	INTERFUND TRANSFER	\$78,500	\$78,500	\$78,500
COST CENTER TOTAL (CAP - VEHICLE LEASING-HIGHWAYS):		\$78,500	\$78,500	\$78,500
10-420-40010-10105	SALARIES/WAGES	\$0		\$0
10-420-42070-10189	OTHER PROFESSIONAL SERVICES	\$200,000	\$0	\$200,000
COST CENTER TOTAL (EIP GRANT-CAPITAL NEEDS ASSESS):		\$200,000	\$0	\$200,000
10-420-44060-70421	WATER	\$2,000	\$1,917	\$2,023
10-420-44070-70421	ELECTRIC - BUILDINGS	\$10,000	\$10,000	\$11,200
10-420-44160-70421	NATURAL GAS/HEATING FUEL	\$11,000	\$9,806	\$10,000
COST CENTER TOTAL (UTILITIES - HIGHWAY):		\$23,000	\$21,723	\$23,223
10-420-44060-70422	WATER	\$8,000	\$6,001	\$6,000
10-420-44070-70422	ELECTRIC - BUILDINGS	\$100,000	\$101,000	\$112,000
10-420-44100-70422	ELECTRIC - STREET	\$314,688	\$600,234	\$314,688
10-420-44160-70422	NATURAL GAS/HEATING FUEL	\$35,000	\$30,930	\$30,000
COST CENTER TOTAL (UTILITIES - BUILDING/ELECTRICAL):		\$457,688	\$738,165	\$462,688
10-420-44060-70424	WATER	\$500	\$499	\$500
10-420-44070-70424	ELECTRIC - BUILDINGS	\$2,000	\$2,000	\$2,000
COST CENTER TOTAL (UTILITIES - ENVIRONMENTAL SRV):		\$2,500	\$2,500	\$2,500
10-420-44060-70500	WATER	\$525	\$525	\$555
10-420-44070-70500	ELECTRIC - BUILDINGS	\$1,000	\$601	\$600
10-420-44160-70500	NATURAL GAS/HEATING FUEL	\$2,000	\$996	\$1,000
COST CENTER TOTAL (UTILITIES - POLICE):		\$3,525	\$2,121	\$2,155
10-420-44060-70600	WATER	\$175,000	\$189,009	\$203,000
10-420-44070-70600	ELECTRIC - BUILDINGS	\$23,000	\$23,001	\$23,000
10-420-44140-70600	ELECTRIC - FIRE ALARMS	\$800	\$801	\$800
10-420-44160-70600	NATURAL GAS/HEATING FUEL	\$30,000	\$23,608	\$23,000
COST CENTER TOTAL (UTILITIES - FIRE):		\$228,800	\$236,418	\$249,800
FUND TOTAL (GENERAL):		\$1,529,585	\$1,412,893	\$1,619,930

PUBLIC WORKS

Revenue Total		Expense Total	
Total Adj. Budget:	\$2,592,254	Total Adj. Budget:	\$5,474,342
Total Projected:	\$571,346	Total Projected:	\$3,511,548
Total Requested:	\$2,881,797	Total Requested:	\$5,757,702

Account #	Account Description	2018 Adjusted Budget	2018 Projected Year End	2019 Budget Request
20-420-44060-00089	WATER	\$17,500	\$11,816	\$11,800
20-420-44070-00089	ELECTRIC - BUILDINGS	\$50,000	\$49,972	\$50,000
20-420-44110-00089	ELECTRIC - PARK	\$35,000	\$30,756	\$36,000
20-420-44120-00089	ELECTRIC - BALL FIELDS	\$8,000	\$11,022	\$11,000
20-420-44160-00089	NATURAL GAS/HEATING FUEL	\$34,000	\$35,013	\$35,000
COST CENTER TOTAL (REC - PARKS MAINTENANCE):		\$144,500	\$138,578	\$143,800
FUND TOTAL (RECREATION):		\$144,500	\$138,578	\$143,800
50-420-46100-00000	VEHICLES	\$35,000	\$35,000	\$35,000
50-420-46170-00000	OTHER CAPITAL EQUIPMENT	\$154,250	\$154,229	\$154,250
COST CENTER TOTAL (NONE):		\$189,250	\$189,229	\$189,250
50-420-46101-00081	VEHICLE/LEASE PURCHASE	\$78,500	\$78,500	\$78,500
COST CENTER TOTAL (CAP - VEHICLE LEASING-HIGHWAYS):		\$78,500	\$78,500	\$78,500
50-420-42010-00322	ARCHITECT/ENGINEER/CONSULTA	\$303,000	\$35,930	\$226,421
50-420-47120-00322	CONSTRUCTION	\$1,148,173	\$58,048	\$1,096,083
COST CENTER TOTAL (RAIL TRAIL EXT CONSTRUCTION):		\$1,451,173	\$93,978	\$1,322,504
50-420-47120-10172	CONSTRUCTION	\$630,000	\$221,782	\$686,543
COST CENTER TOTAL (TAP-BICYCLE INFRASTRUCTURE IMP):		\$630,000	\$221,782	\$686,543
50-420-42010-10195	ARCHITECTURAL/ENGINEERING/CO	\$0	\$0	\$25,000
50-420-47120-10195	CONSTRUCTION	\$0	\$0	\$175,000
COST CENTER TOTAL (DEP-MEMORIAL PARK-POORHOUSE RUN):		\$0	\$0	\$200,000
50-420-42010-10196	ARCHITECTURAL/ENGINEERING/CO	\$0	\$0	\$20,000
50-420-43160-10196	OTHER SPECIAL ITEMS	\$0	\$0	\$5,000
50-420-47120-10196	CONSTRUCTION	\$0	\$0	\$175,000
COST CENTER TOTAL (DCNR-MEMORIAL PK-POORHOUSE RUN):		\$0	\$0	\$200,000

PUBLIC WORKS

Revenue Total		Expense Total	
Total Adj. Budget:	\$2,592,254	Total Adj. Budget:	\$5,474,342
Total Projected:	\$571,346	Total Projected:	\$3,511,548
Total Requested:	\$2,881,797	Total Requested:	\$5,757,702

Account #	Account Description	2018 Adjusted Budget	2018 Projected Year End	2019 Budget Request
FUND TOTAL (CAPITAL PROJECTS):		\$2,348,923	\$583,489	\$2,676,797
60-420-40010-00000	SALARIES/WAGES	\$45,678	\$43,839	\$47,991
60-420-40030-00000	OVERTIME	\$0	\$2,746	\$3,000
60-420-40050-00000	VACATION	\$0	\$1,339	\$0
60-420-40060-00000	HOLIDAY	\$0	\$1,614	\$0
60-420-40070-00000	SICK	\$0	\$540	\$0
60-420-41010-00000	FICA	\$3,494	\$3,834	\$3,901
60-420-43190-00000	CENTRAL SERVICES ALLOCATIONS	\$3,858	\$3,858	\$2,460
60-420-43192-00000	HUMAN RESOURCES ALLOCATIONS	\$2,021	\$2,021	\$1,346
60-420-43193-00000	INSURANCE ALLOCATIONS	\$36,901	\$36,901	\$28,461
60-420-43194-00000	BUSINESS ADMIN ALLOCATIONS	\$11,821	\$11,821	\$8,571
60-420-45300-00000	OTHER SUPPLIES/MATERIALS	\$3,000	\$3,000	\$3,000
COST CENTER TOTAL (NONE):		\$106,772	\$111,513	\$98,729
60-420-44070-00141	ELECTRIC - BUILDINGS	\$4,000	\$4,867	\$5,000
COST CENTER TOTAL (FLOOD PUMPING STATIONS):		\$4,000	\$4,867	\$5,000
60-420-42070-00332	OTHER PROFESSIONAL SERVICES	\$311,716	\$211,716	\$211,716
COST CENTER TOTAL (CHESAPEAKE BAY POLLUTION REDUCT):		\$311,716	\$211,716	\$211,716
60-420-44070-70240	ELECTRIC - BUILDINGS	\$0	\$1,065	\$0
COST CENTER TOTAL (UTILITIES - WWTP):		\$0	\$1,065	\$0
60-420-44160-70241	NATURAL GAS/HEATING FUEL	\$0	\$34	\$0
COST CENTER TOTAL (UTILITIES - MIPP):		\$0	\$34	\$0
60-420-44060-70242	WATER	\$2,000	\$2,000	\$2,000
60-420-44070-70242	ELECTRIC - BUILDINGS	\$5,000	\$4,945	\$5,000
60-420-44080-70242	ELECTRIC - INDUSTRIAL PARK	\$1,250	\$600	\$600
60-420-44160-70242	NATURAL GAS/HEATING FUEL	\$5,000	\$3,500	\$3,500
COST CENTER TOTAL (UTILITIES - SEWER MAINTENANCE):		\$13,250	\$11,045	\$11,100
FUND TOTAL (SEWER):		\$435,738	\$340,240	\$326,545
61-420-40010-00000	SALARIES/WAGES	\$115,460	\$77,463	\$81,996
61-420-40030-00000	OVERTIME	\$0	\$83	\$0
61-420-40040-00000	SHIFT DIFFERENTIAL	\$0	\$0	\$0

PUBLIC WORKS

Revenue Total		Expense Total	
Total Adj. Budget:	\$2,592,254	Total Adj. Budget:	\$5,474,342
Total Projected:	\$571,346	Total Projected:	\$3,511,548
Total Requested:	\$2,881,797	Total Requested:	\$5,757,702

Account #	Account Description	2018 Adjusted Budget	2018 Projected Year End	2019 Budget Request
61-420-40050-00000	VACATION	\$0	\$716	\$0
61-420-40060-00000	HOLIDAY	\$0	\$217	\$0
61-420-40070-00000	SICK	\$0	\$733	\$0
61-420-40080-00000	BEREAVEMENT	\$0	\$103	\$0
61-420-41010-00000	FICA	\$8,833	\$6,068	\$6,273
61-420-43190-00000	CENTRAL SERVICES ALLOCATIONS	\$3,215	\$3,215	\$3,075
61-420-43191-00000	INFO SERVICES ALLOCATIONS	\$3,422	\$3,422	\$3,423
61-420-43192-00000	HUMAN RESOURCES ALLOCATIONS	\$1,684	\$1,684	\$1,682
61-420-43193-00000	INSURANCE ALLOCATIONS	\$24,298	\$24,298	\$35,136
61-420-43194-00000	BUSINESS ADMIN ALLOCATIONS	\$9,851	\$9,851	\$10,713
61-420-44170-00000	BUILDING RENT	\$10,333	\$10,333	\$10,333
COST CENTER TOTAL (NONE):		\$177,095	\$138,184	\$152,630
61-420-44060-70240	WATER	\$11,500	\$10,741	\$11,500
61-420-44070-70240	ELECTRIC - BUILDINGS	\$700,000	\$780,235	\$700,000
61-420-44160-70240	NATURAL GAS/HEATING FUEL	\$125,000	\$105,128	\$125,000
COST CENTER TOTAL (UTILITIES - WWTP):		\$836,500	\$896,104	\$836,500
61-420-44070-70241	ELECTRIC - BUILDINGS	\$1,000	\$1,345	\$1,000
61-420-44160-70241	NATURAL GAS/HEATING FUEL	\$1,000	\$461	\$500
COST CENTER TOTAL (UTILITIES - MIPP):		\$2,000	\$1,806	\$1,500
61-420-44160-70242	NATURAL GAS/HEATING FUEL	\$0	\$253	\$0
COST CENTER TOTAL (UTILITIES - SEWER MAINTENANCE):		\$0	\$253	\$0
FUND TOTAL (IMSF):		\$1,015,595	\$1,036,348	\$990,630
EXPENSE TOTAL:		\$5,474,342	\$3,511,548	\$5,757,702

PUBLIC WORKS

Comment Report

Account #	Requested	Comment
10-420-34180-10189	\$180,000	Grant for Capital Needs Assessment
10-420-36030-10189	\$20,000	Public/Private Contribution - from General Authority
10-420-37080-00000	\$5,000	2019 request
50-420-34140-10172	\$198,704	Local award for TAP Project-YAMPO Bicycle Improvement Infrastructure
50-420-34150-00322	\$1,322,504	Rail Trail Ext Construction
50-420-34150-10172	\$487,839	State Grant awarded for this project Bicycle Improvement Infrastructure
50-420-34150-10195	\$200,000	DEP Grant for Memorial Park Poorhouse Run Restoration
50-420-34150-10196	\$200,000	Grant received from DCNR
50-420-39090-00000	\$126,224	To cover Vehicles and Other Capital Equipment
50-420-39090-00081	\$78,500	Capitla - Vehicle Leasing - Highway
50-420-39100-00000	\$63,026	To cover Other Capital Equipment expense
Revenue Total:		\$2,881,797
10-420-40010-00000	\$90,961	2019 Salary Scale
10-420-41010-00000	\$6,959	2019 Salary Scale
10-420-42010-00000	\$200,000	Architect/Engineer/Consulting - This includes the engineering of Geroqe St. paving project from Country Club to Parkway Blvd.
10-420-42070-10189	\$200,000	EIP Grant to be used for Capital Needs Assessment postponed to 2019
10-420-43150-00000	\$126,224	Transfer to Capital Projects to cover Vehicles and Other Capital Equipment expense
10-420-43150-00081	\$78,500	Transfer to Capiital Projects for Vehicle/Lease Purchase
10-420-43190-00000	\$9,695	Calculated: Internal Services
10-420-43191-00000	\$4,107	Calculated: Internal Services
10-420-43192-00000	\$2,018	Calculated: Internal Services
10-420-43193-00000	\$61,948	Calculated: Internal Services
10-420-43194-00000	\$12,856	Calculated: Internal Services
10-420-44060-00040	\$1,885	Water bill - Market St Garage
10-420-44060-00041	\$375	Water bil - Phila St. Garage
10-420-44060-00042	\$436	Water Bill - King St Garage
10-420-44060-70421	\$2,023	WATER - Utility
10-420-44060-70422	\$6,000	WATER - Utility

PUBLIC WORKS

Comment Report

Account #	Requested	Comment
10-420-44060-70424	\$500	WATER - Utility
10-420-44060-70500	\$555	WATER - Utility
10-420-44060-70600	\$203,000	WATER - Utility
10-420-44070-00040	\$27,300	Electric - Buildings
10-420-44070-00041	\$23,000	Electric - Buildings
10-420-44070-00042	\$23,000	Electric - Buildings
10-420-44070-70421	\$11,200	Electric - Buildings
10-420-44070-70422	\$112,000	Electric - Buildings
10-420-44070-70424	\$2,000	Electric - Buildings
10-420-44070-70500	\$600	Electric - Buildings
10-420-44070-70600	\$23,000	Electric - Buildings
10-420-44100-70422	\$314,688	Electric - Street
10-420-44140-70600	\$800	Electric - Fire Alarms
10-420-44160-00040	\$300	Natural Gas/Heating Fuel
10-420-44160-70421	\$10,000	Natural Gas/Heating Fuel
10-420-44160-70422	\$30,000	Natural Gas/Heating Fuel
10-420-44160-70500	\$1,000	Natural Gas/Heating Fuel
10-420-44160-70600	\$23,000	Natural Gas/Heating Fuel
10-420-44200-00000	\$5,000	Vehicle Repair Service
10-420-45120-00000	\$5,000	Vehicle Parts/Accessories
20-420-44060-00089	\$11,800	WATER - Utility
20-420-44070-00089	\$50,000	Electric - Buildings
20-420-44110-00089	\$36,000	Electric - Park
20-420-44120-00089	\$11,000	Electric - Ball Fields
20-420-44160-00089	\$35,000	Natural Gas/Heating Fuel
50-420-42010-00322	\$226,421	Rail Trail Construction
50-420-42010-10195	\$25,000	Engineering Costs associated with Memorial Park Poorhouse Run Restoration project
50-420-42010-10196	\$20,000	Engineering fees for project

PUBLIC WORKS

Comment Report

Account #	Requested	Comment
50-420-43160-10196	\$5,000	PA DEP permits
50-420-46100-00000	\$35,000	Continue Vehicle Lease Payments
50-420-46101-00081	\$78,500	Sand Pro Bunker Pump, Chevrolet Silverado, Ford F-250, Ford F-350, Tennant ATLV 4300 Litter Vacuum and Exmark Lazer Mower.
50-420-46170-00000	\$154,250	Energy Efficient Projects
50-420-47120-00322	\$1,096,083	Rail Trail Construction
50-420-47120-10172	\$686,543	TAP-Bicycle Infrastructure Improvement
50-420-47120-10195	\$175,000	Construction costs associated with Memorial Park Poorhouse Run Restoration project
50-420-47120-10196	\$175,000	Streambank restoration and plantings
60-420-40010-00000	\$47,991	2019 Salary Scale
60-420-40030-00000	\$3,000	2019 projected expense
60-420-41010-00000	\$3,901	2019 Salary Scale
60-420-42070-00332	\$211,716	County Chesapeake Bay Pollution Reduction and funding for Thackston Park from Housing Authority.
60-420-43190-00000	\$2,460	Calculated: Internal Services
60-420-43192-00000	\$1,346	Calculated: Internal Services
60-420-43193-00000	\$28,461	Calculated: Internal Services
60-420-43194-00000	\$8,571	Calculated: Internal Services
60-420-44060-70242	\$2,000	WATER - Utility
60-420-44070-00141	\$5,000	Flood Pumping Station maint. and replacing of two pumps
60-420-44070-70242	\$5,000	Electric - Buildings
60-420-44080-70242	\$600	Electric - Industrial Park
60-420-44160-70242	\$3,500	Natural Gas/Heating Fuel
60-420-45300-00000	\$3,000	Other Supplies/Materials
61-420-40010-00000	\$81,996	2019 Salary Scale
61-420-41010-00000	\$6,273	2019 Salary Scale
61-420-43190-00000	\$3,075	Calculated: Internal Services
61-420-43191-00000	\$3,423	Calculated: Internal Services
61-420-43192-00000	\$1,682	Calculated: Internal Services

PUBLIC WORKS

Comment Report

Account #	Requested	Comment
61-420-43193-00000	\$35,136	Calculated: Internal Services
61-420-43194-00000	\$10,713	Calculated: Internal Services
61-420-44060-70240	\$11,500	WATER - Utility
61-420-44070-70240	\$700,000	Electric - Buildings
61-420-44070-70241	\$1,000	Electric - Buildings
61-420-44160-70240	\$125,000	Natural Gas/Heating Fuel
61-420-44160-70241	\$500	Natural Gas/Heating
61-420-44170-00000	\$10,333	Building rent for 101 S George St. based on square footage and the number of employees charged to the IMSF for Department 420
Expense Total:	\$5,757,702	

PUBLIC WORKS

Fund Total Report

Fund	Fund Description		2018 Adjusted Budget	2018 Projected Year End	2019 Budget Request
10	GENERAL	Revenue:	\$215,000	\$2,693	\$205,000
		Expense:	\$1,529,585	\$1,412,893	\$1,619,930
20	RECREATION	Revenue:	\$0	\$0	\$0
		Expense:	\$144,500	\$138,578	\$143,800
50	CAPITAL PROJECTS	Revenue:	\$2,377,254	\$568,653	\$2,676,797
		Expense:	\$2,348,923	\$583,489	\$2,676,797
60	SEWER	Revenue:	\$0	\$0	\$0
		Expense:	\$435,738	\$340,240	\$326,545
61	IMSF	Revenue:	\$0	\$0	\$0
		Expense:	\$1,015,595	\$1,036,348	\$990,630
		Total Revenue:	\$2,592,254	\$571,346	\$2,881,797
		Total Expense:	\$5,474,342	\$3,511,548	\$5,757,702

PUBLIC WORKS

Cost Center Total Report

Cost Center	Cost Center Description		2018 Adjusted Budget	2018 Projected Year End	2019 Budget Request
00000	NONE	Revenue:	\$204,250	\$191,943	\$194,250
		Expense:	\$935,490	\$700,656	\$965,377
00040	MARKET ST GARAGE	Revenue:	\$0	\$0	\$0
		Expense:	\$37,300	\$28,243	\$29,485
00041	PHILADELPHIA ST GARAGE	Revenue:	\$0	\$0	\$0
		Expense:	\$13,500	\$21,068	\$23,375
00042	KING ST GARAGE	Revenue:	\$0	\$0	\$0
		Expense:	\$22,400	\$22,425	\$23,436
00081	CAP - VEHICLE LEASING-HIGHWAYS	Revenue:	\$78,500	\$78,500	\$78,500
		Expense:	\$157,000	\$157,000	\$157,000
00089	REC - PARKS MAINTENANCE	Revenue:	\$0	\$0	\$0
		Expense:	\$144,500	\$138,578	\$143,800
00141	FLOOD PUMPING STATIONS	Revenue:	\$0	\$0	\$0
		Expense:	\$4,000	\$4,867	\$5,000
00309	RAIL TRAIL CONSTRUCTION	Revenue:	\$0	\$79,121	\$0
		Expense:	\$0	\$0	\$0
00322	RAIL TRAIL EXT CONSTRUCTION	Revenue:	\$1,479,504	\$0	\$1,322,504
		Expense:	\$1,451,173	\$93,978	\$1,322,504
00332	CHESAPEAKE BAY POLLUTION REDUCT	Revenue:	\$0	\$0	\$0
		Expense:	\$311,716	\$211,716	\$211,716
10172	TAP-BICYCLE INFRASTRUCTURE IMP	Revenue:	\$630,000	\$221,782	\$686,543
		Expense:	\$630,000	\$221,782	\$686,543
10189	EIP GRANT-CAPITAL NEEDS ASSESS	Revenue:	\$200,000	\$0	\$200,000
		Expense:	\$200,000	\$0	\$200,000
10195	DEP-MEMORIAL PARK-POORHOUSE RUN	Revenue:	\$0	\$0	\$200,000
		Expense:	\$0	\$0	\$200,000
10196	DCNR-MEMORIAL PK-POORHOUSE RUN	Revenue:	\$0	\$0	\$200,000
		Expense:	\$0	\$0	\$200,000
70240	UTILITIES - WWTP	Revenue:	\$0	\$0	\$0
		Expense:	\$836,500	\$897,169	\$836,500
70241	UTILITIES - MIPP	Revenue:	\$0	\$0	\$0
		Expense:	\$2,000	\$1,840	\$1,500
70242	UTILITIES - SEWER MAINTENANCE	Revenue:	\$0	\$0	\$0
		Expense:	\$13,250	\$11,298	\$11,100
70421	UTILITIES - HIGHWAY	Revenue:	\$0	\$0	\$0
		Expense:	\$23,000	\$21,723	\$23,223
70422	UTILITIES - BUILDING/ELECTRICAL	Revenue:	\$0	\$0	\$0
		Expense:	\$457,688	\$738,165	\$462,688
70424	UTILITIES - ENVIRONMENTAL SRV	Revenue:	\$0	\$0	\$0
		Expense:	\$2,500	\$2,500	\$2,500
70500	UTILITIES - POLICE	Revenue:	\$0	\$0	\$0
		Expense:	\$3,525	\$2,121	\$2,155
70600	UTILITIES - FIRE	Revenue:	\$0	\$0	\$0
		Expense:	\$228,800	\$236,418	\$249,800

Total Revenue:	\$2,592,254	\$571,346	\$2,881,797
Total Expense:	\$5,474,342	\$3,511,548	\$5,757,702

Public Works

Position Title	Union	2018 FTE Approved	2018 Wages	2019 FTE Requested	2019 Wages	FTE Increase/ (Decrease)	Wages Increase/ (Decrease)
Acting Public Works Director	NAFF	1	\$87,500	1	\$89,687	0	\$2,187
Public Works Operations Manager	NAFF	1	\$55,000	1	\$56,375	0	\$1,375
MS4 Coordinator	NAFF	1	\$46,820	1	\$47,991	0	\$1,171
Secretary	YPEA	1	\$35,859	1	\$35,859	0	\$0
Total		4	\$225,179	4	\$229,912	0	\$4,733

Employee Totals	
NAFF	3
Full Time	3
YPEA	1
Full Time	1
Total	4

Fund Totals	
10 - General	\$90,961
20 - Recreation	\$8,965
60 - Sewer	\$47,991
61 - IMSF	\$81,996
Total	\$229,912

- \$8,965 25% of Secretary to 20-425

\$220,947

HIGHWAY

Revenue Total		Expense Total	
Total Adj. Budget:	\$1,457,556	Total Adj. Budget:	\$1,880,238
Total Projected:	\$1,389,085	Total Projected:	\$1,533,912
Total Requested:	\$1,277,790	Total Requested:	\$1,928,366

Account #	Account Description	2018 Adjusted Budget	2018 Projected Year End	2019 Budget Request
REVENUE				
10-421-31200-00000	STREET CUT PERMITS	\$20,000	\$4,950	\$20,000
10-421-35250-00000	AUTOMOTIVE WORK	\$500	\$377	\$500
10-421-37080-00000	MISCELLANEOUS	\$0	\$517	\$0
COST CENTER TOTAL (NONE):		\$20,500	\$5,844	\$20,500
FUND TOTAL (GENERAL):		\$20,500	\$5,844	\$20,500
21-421-33010-00000	INVESTMENT/CASH MANAGEMENT I	\$0	\$9,379	\$0
21-421-34110-00000	VEHICLE FUEL TAX - LIQUID FUEL	\$1,334,556	\$1,334,556	\$1,178,316
COST CENTER TOTAL (NONE):		\$1,334,556	\$1,343,935	\$1,178,316
21-421-34110-10005	VEHICLE FUEL TAX - LIQUID FUEL	\$12,500	\$12,500	\$23,974
COST CENTER TOTAL (LF - SNOW REMOVAL):		\$12,500	\$12,500	\$23,974
FUND TOTAL (LIQUID FUELS):		\$1,347,056	\$1,356,435	\$1,202,290
22-421-31200-00000	STREET CUT PERMITS	\$80,000	\$26,066	\$45,000
22-421-31240-00000	WEIGHING - OVERSIZE VEH PERMIT	\$5,000	\$5,000	\$5,000
COST CENTER TOTAL (NONE):		\$85,000	\$31,066	\$50,000
22-421-35431-00308	STORMWATER MANAGEMENT	\$5,000	\$4,260	\$5,000
COST CENTER TOTAL (STORMWATER MANAGEMENT):		\$5,000	\$4,260	\$5,000
FUND TOTAL (DEGRADATION):		\$90,000	\$26,807	\$55,000
REVENUE TOTAL:		\$1,457,556	\$1,389,085	\$1,277,790

EXPENDITURES				
10-421-40010-00000	SALARIES/WAGES	\$328,732	\$234,923	\$321,074
10-421-40030-00000	OVERTIME	\$5,000	\$4,204	\$5,000
10-421-40040-00000	SHIFT DIFFERENTIAL	\$100	\$19	\$100
10-421-40050-00000	VACATION	\$0	\$30,976	\$0
10-421-40060-00000	HOLIDAY	\$0	\$14,680	\$0
10-421-40070-00000	SICK	\$0	\$20,902	\$0
10-421-40080-00000	BEREAVEMENT	\$0	\$355	\$0
10-421-40110-00000	CALL BACK	\$2,000	\$5,086	\$5,000
10-421-41010-00000	FICA	\$25,615	\$23,803	\$24,945
10-421-41120-00000	LAUNDRY CLEANING	\$14,500	\$9,500	\$14,500
10-421-41130-00000	CLOTHING/SHOES/UNIFORMS/EQUI	\$2,250	\$1,300	\$2,250
10-421-43190-00000	CENTRAL SERVICES ALLOCATIONS	\$33,327	\$33,327	\$33,941
10-421-43191-00000	INFO SERVICES ALLOCATIONS	\$30,118	\$30,118	\$30,120
10-421-43192-00000	HUMAN RESOURCES ALLOCATIONS	\$13,470	\$13,470	\$14,802
10-421-43193-00000	INSURANCE ALLOCATIONS	\$311,443	\$311,443	\$386,952
10-421-43194-00000	BUSINESS ADMIN ALLOCATIONS	\$78,806	\$78,806	\$94,277

HIGHWAY

Revenue Total		Expense Total	
Total Adj. Budget:	\$1,457,556	Total Adj. Budget:	\$1,880,238
Total Projected:	\$1,389,085	Total Projected:	\$1,533,912
Total Requested:	\$1,277,790	Total Requested:	\$1,928,366

Account #	Account Description	2018 Adjusted Budget	2018 Projected Year End	2019 Budget Request
10-421-44190-00000	BUILDING REPAIR SERVICE	\$5,000	\$0	\$2,500
10-421-44210-00000	OTHER REPAIR SERVICE	\$2,500	\$2,414	\$2,500
10-421-44310-00000	RADIO COMMUNICATIONS	\$1,000	\$0	\$0
10-421-44400-00000	OTHER CONTRACTUAL SERVICES	\$1,800	\$1,062	\$1,800
10-421-45020-00000	OFFICE/DATA PROCESSING	\$500	\$310	\$0
10-421-45040-00000	ELECTRICAL SUPPLIES	\$250	\$458	\$250
10-421-45060-00000	PAINT & SUPPLIES	\$400	\$0	\$400
10-421-45100-00000	PLUMBING SUPPLIES	\$250	\$48	\$250
10-421-45110-00000	MEDICAL SUPPLIES	\$150	\$64	\$150
10-421-45140-00000	LUMBER/HARDWARE/BLDG ALTER	\$300	\$197	\$300
10-421-45170-00000	TOOLS	\$900	\$281	\$900
10-421-45210-00000	CHEMICALS	\$2,000	\$2,390	\$2,000
10-421-45290-00000	TRAFFIC CONTROLLER	\$2,000	\$0	\$2,000
10-421-45300-00000	OTHER SUPPLIES/MATERIALS	\$1,750	\$91	\$1,750
COST CENTER TOTAL (NONE):		\$864,161	\$820,227	\$947,760
FUND TOTAL (GENERAL):		\$864,161	\$820,227	\$947,760
21-421-46100-10003	VEHICLES	\$180,000	\$97,299	\$180,000
COST CENTER TOTAL (LF - MAJOR EQUIPMENT):		\$180,000	\$97,299	\$180,000
21-421-40010-10004	SALARIES/WAGES	\$60,000	\$85,452	\$60,000
21-421-40030-10004	OVERTIME	\$5,000	\$6,642	\$5,000
21-421-40040-10004	SHIFT DIFFERENTIAL	\$350	\$379	\$350
21-421-40110-10004	CALL BACK	\$0	\$1,813	\$0
21-421-41010-10004	FICA	\$4,600	\$7,213	\$4,973
21-421-44180-10004	VEHICLE/EQUIPMENT RENTAL	\$5,000	\$0	\$5,000
21-421-44200-10004	VEHICLE REPAIR SERVICE	\$30,000	\$18,947	\$30,000
21-421-45120-10004	VEHICLE PARTS/ACCESSORIES	\$15,000	\$477	\$10,000
21-421-45170-10004	TOOLS	\$500	\$0	\$500
21-421-45300-10004	OTHER SUPPLIES/MATERIALS	\$1,000	\$0	\$1,000
COST CENTER TOTAL (LF - CLEANING):		\$121,450	\$120,923	\$116,823
21-421-40010-10005	SALARIES/WAGES	\$30,000	\$24,941	\$30,000
21-421-40020-10005	PART TIME EMPLOYEES	\$0	\$226	\$0
21-421-40030-10005	OVERTIME	\$20,000	\$19,151	\$20,000
21-421-40040-10005	SHIFT DIFFERENTIAL	\$600	\$404	\$600
21-421-40110-10005	CALL BACK	\$1,500	\$8,564	\$1,500
21-421-41010-10005	FICA	\$3,600	\$4,060	\$3,825
21-421-44180-10005	VEHICLE/EQUIPMENT RENTAL	\$5,000	\$2,125	\$5,000
21-421-44200-10005	VEHICLE REPAIR SERVICE	\$15,000	\$8,223	\$15,000
21-421-44400-10005	OTHER CONTRACTUAL SERVICES	\$20,000	\$0	\$20,000
21-421-45120-10005	VEHICLE PARTS/ACCESSORIES	\$8,000	\$2,011	\$8,000
21-421-45150-10005	STREET/HIGHWAY MATERIAL	\$115,000	\$148,715	\$115,000

HIGHWAY

Revenue Total		Expense Total	
Total Adj. Budget:	\$1,457,556	Total Adj. Budget:	\$1,880,238
Total Projected:	\$1,389,085	Total Projected:	\$1,533,912
Total Requested:	\$1,277,790	Total Requested:	\$1,928,366

Account #	Account Description	2018 Adjusted Budget	2018 Projected Year End	2019 Budget Request
COST CENTER TOTAL (LF - SNOW REMOVAL):		\$218,700	\$218,417	\$218,925
21-421-40010-10006	SALARIES/WAGES	\$35,000	\$62,996	\$35,000
21-421-40030-10006	OVERTIME	\$1,000	\$4,631	\$5,000
21-421-40040-10006	SHIFT DIFFERENTIAL	\$0	\$102	\$150
21-421-40110-10006	CALL BACK	\$0	\$3,022	\$3,000
21-421-41010-10006	FICA	\$3,000	\$5,413	\$3,060
21-421-44200-10006	VEHICLE REPAIR SERVICE	\$1,000	\$1,214	\$1,000
21-421-44210-10006	OTHER REPAIR SERVICE	\$1,000	\$412	\$1,000
21-421-44400-10006	OTHER CONTRACTUAL SERVICES	\$20,000	\$0	\$20,000
21-421-45060-10006	PAINT & SUPPLIES	\$2,000	\$165	\$2,000
21-421-45120-10006	VEHICLE PARTS/ACCESSORIES	\$1,500	\$0	\$1,500
21-421-45140-10006	LUMBER/HARDWARE/BLDG ALTER	\$3,000	\$469	\$3,000
21-421-45150-10006	STREET/HIGHWAY MATERIAL	\$15,000	\$0	\$13,000
21-421-45160-10006	SIGNS	\$20,000	\$21,748	\$22,000
21-421-45170-10006	TOOLS	\$2,000	\$20	\$2,000
21-421-45200-10006	CEMENT/CONCRETE/STONE	\$500	\$491	\$500
COST CENTER TOTAL (LF - SIGNS):		\$105,000	\$100,683	\$112,210
21-421-40010-10007	SALARIES/WAGES	\$10,000	\$15,698	\$10,000
21-421-40030-10007	OVERTIME	\$0	\$335	\$500
21-421-40110-10007	CALL BACK	\$0	\$190	\$0
21-421-41010-10007	FICA	\$765	\$1,241	\$803
21-421-44210-10007	OTHER REPAIR SERVICE	\$500	\$0	\$500
21-421-45140-10007	LUMBER/HARDWARE/BLDG ALTER	\$10,000	\$8,144	\$10,000
21-421-45170-10007	TOOLS	\$2,500	\$987	\$2,500
21-421-45200-10007	CEMENT/CONCRETE/STONE	\$3,000	\$299	\$3,000
COST CENTER TOTAL (LF - STORM SEWERS/DRAINS):		\$26,765	\$26,894	\$27,303
21-421-40010-10008	SALARIES/WAGES	\$50,000	\$63,272	\$50,000
21-421-40030-10008	OVERTIME	\$0	\$683	\$750
21-421-40040-10008	SHIFT DIFFERENTIAL	\$0	\$2	\$50
21-421-41010-10008	FICA	\$4,000	\$4,893	\$3,882
21-421-44180-10008	VEHICLE/EQUIPMENT RENTAL	\$10,000	\$0	\$10,000
21-421-44200-10008	VEHICLE REPAIR SERVICE	\$10,000	\$4,829	\$10,000
21-421-45120-10008	VEHICLE PARTS/ACCESSORIES	\$2,500	\$450	\$2,500
21-421-45150-10008	STREET/HIGHWAY MATERIAL	\$35,000	\$14,110	\$32,500
21-421-45170-10008	TOOLS	\$500	\$0	\$500
21-421-45200-10008	CEMENT/CONCRETE/STONE	\$1,500	\$0	\$4,000
COST CENTER TOTAL (LF - STREET REPAIRS):		\$113,500	\$88,240	\$114,182
21-421-42010-10009	ARCHITECT/ENGINEER/CONSULTA	\$30,000	\$0	\$30,000
21-421-44040-10009	ADVERTISING	\$1,000	\$0	\$1,000

HIGHWAY

Revenue Total		Expense Total	
Total Adj. Budget:	\$1,457,556	Total Adj. Budget:	\$1,880,238
Total Projected:	\$1,389,085	Total Projected:	\$1,533,912
Total Requested:	\$1,277,790	Total Requested:	\$1,928,366

Account #	Account Description	2018 Adjusted Budget	2018 Projected Year End	2019 Budget Request
21-421-44400-10009	OTHER CONTRACTUAL SERVICES	\$120,000	\$0	\$120,000
COST CENTER TOTAL (LF-RESURFACING):		\$151,000	\$0	\$151,000
FUND TOTAL (LIQUID FUELS):		\$916,415	\$652,456	\$920,443
22-421-44400-00000	OTHER CONTRACTUAL SERVICES	\$35,000	\$0	\$20,000
22-421-45150-00000	STREET/HIGHWAY MATERIAL	\$40,000	\$40,000	\$25,000
22-421-45160-00000	SIGNS	\$5,000	\$0	\$500
22-421-46150-00000	PARKS/RECREATION EQUIPMENT	\$5,000	\$5,000	\$0
COST CENTER TOTAL (NONE):		\$85,000	\$45,000	\$45,500
22-421-44400-00308	OTHER CONTRACTUAL SERVICES	\$14,662	\$14,662	\$14,662
COST CENTER TOTAL (STORMWATER MANAGEMENT):		\$14,662	\$14,662	\$14,662
FUND TOTAL (DEGRADATION):		\$99,662	\$59,662	\$60,162
61-421-44160-70240	NATURAL GAS/HEATING FUEL	\$0	\$1,567	\$0
COST CENTER TOTAL (UTILITIES - WWTP):		\$0	\$1,567	\$0
FUND TOTAL (IMSF):		\$0	\$1,567	\$0
EXPENSE TOTAL:		\$1,880,238	\$1,533,912	\$1,928,366

HIGHWAY

Comment Report

Account #	Requested	Comment
10-421-31200-00000	\$20,000	Street Cut Permits
10-421-35250-00000	\$500	Automotive Work
21-421-34110-00000	\$1,178,316	Motor Vehicle License Fuel Tax and Turnback Allocation
21-421-34110-10005	\$23,974	Vehicle License Fuel Tax
22-421-31200-00000	\$45,000	Street Cut Permits
22-421-31240-00000	\$5,000	Oversize Vehicle Permit
22-421-35431-00308	\$5,000	Stormwater Management
<hr/>		
Revenue Total:	\$1,277,790	
<hr/>		
10-421-40010-00000	\$321,074	2019 Salary Scale
10-421-40030-00000	\$5,000	2019 Projected Expense
10-421-40040-00000	\$100	2019 Projected Expense
10-421-40110-00000	\$5,000	2019 Projected Expense
10-421-41010-00000	\$24,945	2019 Salary Scale
10-421-41120-00000	\$14,500	Laundry Cleaning Increased by Resolution No. 100
10-421-41130-00000	\$2,250	Clothing/Shoes/Uniform/Equipment
10-421-43190-00000	\$33,941	Calculated: Internal Services
10-421-43191-00000	\$30,120	Calculated: Internal Services
10-421-43192-00000	\$14,802	Calculated: Internal Services
10-421-43193-00000	\$386,952	Calculated: Internal Services
10-421-43194-00000	\$94,277	Calculated: Internal Services
10-421-44190-00000	\$2,500	Building Repair service
10-421-44210-00000	\$2,500	Other repair service
10-421-44400-00000	\$1,800	Other Contractual Services
10-421-45040-00000	\$250	Electrical Supplies
10-421-45060-00000	\$400	Paint and Supplies
10-421-45100-00000	\$250	Plumbing Supplies
10-421-45110-00000	\$150	Medical Supplies
10-421-45140-00000	\$300	Lumber/Hardware/Building Alter
10-421-45170-00000	\$900	Tools

HIGHWAY

Comment Report

Account #	Requested	Comment
10-421-45210-00000	\$2,000	Chemicals
10-421-45290-00000	\$2,000	Traffic controller
10-421-45300-00000	\$1,750	Other Supplies/Materials
21-421-40010-10004	\$60,000	2019 Projected Expense
21-421-40010-10005	\$30,000	2019 Projected Expense
21-421-40010-10006	\$35,000	2019 Projected Expense
21-421-40010-10007	\$10,000	2019 Projected Expense
21-421-40010-10008	\$50,000	2019 Projected Expense
21-421-40030-10004	\$5,000	2019 Projected Expense
21-421-40030-10005	\$20,000	2019 Projected Expense
21-421-40030-10006	\$5,000	2019 Projected Expense
21-421-40030-10007	\$500	2019 Projected Expense
21-421-40030-10008	\$750	2019 Projected Expense
21-421-40040-10004	\$350	2019 Projected Expense
21-421-40040-10005	\$600	2019 Projected Expense
21-421-40040-10006	\$150	2019 Projected Expense
21-421-40040-10008	\$50	2019 Projected Expense
21-421-40110-10005	\$1,500	2019 Projected Expense
21-421-40110-10006	\$3,000	2019 Projected Expense
21-421-41010-10004	\$4,973	2019 Salary Scale
21-421-41010-10005	\$3,825	2019 Salary Scale
21-421-41010-10006	\$3,060	2019 Salary Scale
21-421-41010-10007	\$803	2019 Salary Scale
21-421-41010-10008	\$3,882	2019 Salary Scale
21-421-42010-10009	\$30,000	Architect/Engineering/Consult
21-421-44040-10009	\$1,000	Advertising
21-421-44180-10004	\$5,000	Vehicle/Equipment rental
21-421-44180-10005	\$5,000	Needed for emergency rental of snow equipment

HIGHWAY

Comment Report

Account #	Requested	Comment
21-421-44180-10008	\$10,000	Vehicle/Equipment Rental
21-421-44200-10004	\$30,000	Vehicle repair service
21-421-44200-10005	\$15,000	Vehicle repair service
21-421-44200-10006	\$1,000	Vehicle repair service
21-421-44200-10008	\$10,000	Vehicle repair service
21-421-44210-10006	\$1,000	Other Repair Services
21-421-44210-10007	\$500	Other repair service
21-421-44400-10005	\$20,000	Other contractual services
21-421-44400-10006	\$20,000	Other Contractual Services
21-421-44400-10009	\$120,000	Other Contractual Services
21-421-45060-10006	\$2,000	Paint and Supplies
21-421-45120-10004	\$10,000	Vehicle Parts/accessories.
21-421-45120-10005	\$8,000	Vehicle parts/accessories
21-421-45120-10006	\$1,500	Vehicle parts/Accessories
21-421-45120-10008	\$2,500	Vehicle Parts/ Accessories
21-421-45140-10006	\$3,000	Sign hardware
21-421-45140-10007	\$10,000	Lumber/Hardware/BLDG ALTER
21-421-45150-10005	\$115,000	Street/Highway material
21-421-45150-10006	\$13,000	Street/Highway Materials
21-421-45150-10008	\$32,500	Street/Highway Materials
21-421-45160-10006	\$22,000	Signs materials
21-421-45170-10004	\$500	Tools
21-421-45170-10006	\$2,000	Tools
21-421-45170-10007	\$2,500	Tools
21-421-45170-10008	\$500	Tools
21-421-45200-10006	\$500	Cement/Concrete/Stone
21-421-45200-10007	\$3,000	Cement/Concrete/Stone
21-421-45200-10008	\$4,000	Cement/Concrete/Stone
21-421-45300-10004	\$1,000	Other supplies/materials

HIGHWAY

Comment Report

Account #	Requested	Comment
21-421-46100-10003	\$180,000	F-550 Reg Chassis Cab w/ sign body, 2014 Global Model M4 CNG Sweeper, Elgin Street Sweeper Payment, Wester Star 4700.
22-421-44400-00000	\$20,000	Other Contractual Services
22-421-44400-00308	\$14,662	Other Contractual Services
22-421-45150-00000	\$25,000	Street/Highway Material
22-421-45160-00000	\$500	Signs Materials
Expense Total:	\$1,928,366	

HIGHWAY

Fund Total Report

Fund	Fund Description		2018 Adjusted Budget	2018 Projected Year End	2019 Budget Request
10	GENERAL	Revenue:	\$20,500	\$5,844	\$20,500
		Expense:	\$864,161	\$820,227	\$947,760
21	LIQUID FUELS	Revenue:	\$1,347,056	\$1,356,435	\$1,202,290
		Expense:	\$916,415	\$652,456	\$920,443
22	DEGRADATION	Revenue:	\$90,000	\$26,807	\$55,000
		Expense:	\$99,662	\$59,662	\$60,162
61	IMSF	Revenue:	\$0	\$0	\$0
		Expense:	\$0	\$1,567	\$0
		Total Revenue:	\$1,457,556	\$1,389,085	\$1,277,790
		Total Expense:	\$1,880,238	\$1,533,912	\$1,928,366

HIGHWAY

Cost Center Total Report

Cost Center	Cost Center Description		2018 Adjusted Budget	2018 Projected Year End	2019 Budget Request
00000	NONE	Revenue:	\$1,440,056	\$1,380,844	\$1,248,816
		Expense:	\$949,161	\$865,227	\$993,260
00308	STORMWATER MANAGEMENT	Revenue:	\$5,000	\$4,260	\$5,000
		Expense:	\$14,662	\$14,662	\$14,662
10003	LF - MAJOR EQUIPMENT	Revenue:	\$0	\$0	\$0
		Expense:	\$180,000	\$97,299	\$180,000
10004	LF - CLEANING	Revenue:	\$0	\$0	\$0
		Expense:	\$121,450	\$120,923	\$116,823
10005	LF - SNOW REMOVAL	Revenue:	\$12,500	\$12,500	\$23,974
		Expense:	\$218,700	\$218,417	\$218,925
10006	LF - SIGNS	Revenue:	\$0	\$0	\$0
		Expense:	\$105,000	\$100,683	\$112,210
10007	LF - STORM SEWERS/DRAINS	Revenue:	\$0	\$0	\$0
		Expense:	\$26,765	\$26,894	\$27,303
10008	LF - STREET REPAIRS	Revenue:	\$0	\$0	\$0
		Expense:	\$113,500	\$88,240	\$114,182
10009	LF-RESURFACING	Revenue:	\$0	\$0	\$0
		Expense:	\$151,000	\$0	\$151,000
70240	UTILITIES - WWTP	Revenue:	\$0	\$0	\$0
		Expense:	\$0	\$1,567	\$0
		Total Revenue:	\$1,457,556	\$1,389,085	\$1,277,790
		Total Expense:	\$1,880,238	\$1,533,912	\$1,928,366

Highway

Position Title	Union	2018 FTE Approved	2018 Wages	2019 FTE Requested	2019 Wages	FTE Increase/ (Decrease)	Wages Increase/ (Decrease)
Highway/Fleet Maintenance Superintendent	NAFF	1	\$59,593	1	\$61,083	0	\$1,490
Administrative Assistant	NAFF	1	\$41,392	1	\$42,427	0	\$1,035
Equipment Operator III	TEAM	1	\$47,611	1	\$47,611	0	\$0
Equipment Operator II	TEAM	7	\$312,894	7	\$312,894	0	\$0
Laborer	TEAM	1	\$42,058	1	\$42,058	0	\$0
Total		11	\$503,549	11	\$506,074	0	\$2,525

Employee Totals	
NAFF	2
Full Time	2
TEAM	9
Full Time	9
(blank)	
Total	11

Fund Totals	
10 - General	\$321,074
21 - Liquid Fuels	\$185,000
Total	\$506,074

BUILDING/ELECTRICAL

Revenue Total		Expense Total	
Total Adj. Budget:	\$7,500	Total Adj. Budget:	\$1,370,670
Total Projected:	\$3,788	Total Projected:	\$1,401,661
Total Requested:	\$7,500	Total Requested:	\$1,660,337

Account #	Account Description	2018 Adjusted Budget	2018 Projected Year End	2019 Budget Request
REVENUE				
10-422-35260-00000	ELECTRICAL SERVICES	\$7,500	\$3,867	\$7,500
10-422-37080-00000	MISCELLANEOUS	\$0	\$79	\$0
COST CENTER TOTAL (NONE):		\$7,500	\$3,788	\$7,500
FUND TOTAL (GENERAL):		\$7,500	\$3,788	\$7,500
REVENUE TOTAL:		\$7,500	\$3,788	\$7,500
EXPENDITURES				
10-422-40010-00000	SALARIES/WAGES	\$266,050	\$324,071	\$419,609
10-422-40020-00000	PART TIME EMPLOYEES	\$17,984	\$342	\$0
10-422-40030-00000	OVERTIME	\$9,000	\$17,024	\$16,500
10-422-40040-00000	SHIFT DIFFERENTIAL	\$1,000	\$246	\$250
10-422-40050-00000	VACATION	\$0	\$20,399	\$0
10-422-40060-00000	HOLIDAY	\$0	\$12,382	\$0
10-422-40070-00000	SICK	\$0	\$9,360	\$0
10-422-40080-00000	BEREAVEMENT	\$0	\$929	\$0
10-422-40110-00000	CALL BACK	\$7,500	\$7,222	\$7,500
10-422-40180-00000	JURY DUTY	\$0	\$714	\$0
10-422-41010-00000	FICA	\$23,067	\$30,015	\$33,362
10-422-41120-00000	LAUNDRY CLEANING	\$21,000	\$19,613	\$21,000
10-422-41130-00000	CLOTHING/SHOES/UNIFORMS/EQUI	\$4,000	\$4,075	\$4,000
10-422-43190-00000	CENTRAL SERVICES ALLOCATIONS	\$35,978	\$35,978	\$38,960
10-422-43191-00000	INFO SERVICES ALLOCATIONS	\$25,326	\$25,326	\$25,328
10-422-43192-00000	HUMAN RESOURCES ALLOCATIONS	\$9,362	\$9,362	\$12,380
10-422-43193-00000	INSURANCE ALLOCATIONS	\$157,011	\$157,011	\$278,135
10-422-43194-00000	BUSINESS ADMIN ALLOCATIONS	\$54,770	\$54,770	\$78,850
10-422-44050-00000	TELEPHONE	\$6,000	\$5,824	\$6,000
10-422-44180-00000	VEHICLE/EQUIPMENT RENTAL	\$5,000	\$5,680	\$0
10-422-44190-00000	BUILDING REPAIR SERVICE	\$60,000	\$59,911	\$60,000
10-422-44200-00000	VEHICLE REPAIR SERVICE	\$5,000	\$5,000	\$5,000
10-422-44210-00000	OTHER REPAIR SERVICE	\$1,000	\$8,184	\$1,000
10-422-44310-00000	RADIO COMMUNICATIONS	\$2,000	\$1,925	\$2,000
10-422-44400-00000	OTHER CONTRACTUAL SERVICES	\$40,000	\$40,934	\$40,000
10-422-45020-00000	OFFICE/DATA PROCESSING	\$1,000	\$989	\$0
10-422-45040-00000	ELECTRICAL SUPPLIES	\$20,000	\$19,887	\$20,000
10-422-45060-00000	PAINT & SUPPLIES	\$3,000	\$2,099	\$2,000
10-422-45100-00000	PLUMBING SUPPLIES	\$1,500	\$1,319	\$1,500
10-422-45140-00000	LUMBER/HARDWARE/BLDG ALTER	\$5,000	\$4,926	\$5,000
10-422-45170-00000	TOOLS	\$10,000	\$8,398	\$10,000
10-422-45200-00000	CEMENT/CONCRETE/STONE	\$600	\$600	\$600
10-422-45280-00000	MACHINERY SUPPLIES	\$7,500	\$7,468	\$7,500
10-422-45290-00000	TRAFFIC CONTROLLER	\$250	\$250	\$250
10-422-45300-00000	OTHER SUPPLIES/MATERIALS	\$1,000	\$1,005	\$1,000
10-422-46170-00000	OTHER CAPITAL EQUIPMENT	\$5,000	\$5,000	\$5,000
COST CENTER TOTAL (NONE):		\$805,898	\$908,240	\$1,102,724
FUND TOTAL (GENERAL):		\$805,898	\$908,240	\$1,102,724

BUILDING/ELECTRICAL

Revenue Total		Expense Total	
Total Adj. Budget:	\$7,500	Total Adj. Budget:	\$1,370,670
Total Projected:	\$3,788	Total Projected:	\$1,401,661
Total Requested:	\$7,500	Total Requested:	\$1,660,337

Account #	Account Description	2018 Adjusted Budget	2018 Projected Year End	2019 Budget Request
<hr/>				
21-422-40110-10006	CALL BACK	\$0	\$139	\$0
21-422-41010-10006	FICA	\$0	\$11	\$0
COST CENTER TOTAL (LF - SIGNS):		\$0	\$150	\$0
<hr/>				
21-422-40010-10010	SALARIES/WAGES	\$40,000	\$41,998	\$40,000
21-422-40030-10010	OVERTIME	\$0	\$618	\$0
21-422-40110-10010	CALL BACK	\$0	\$458	\$0
21-422-41010-10010	FICA	\$3,060	\$3,295	\$3,060
21-422-42010-10010	ARCHITECT/ENGINEER/CONSULTA	\$5,000	\$4,999	\$5,000
21-422-44090-10010	ELECTRIC - TRAFFIC SIGNALS	\$35,000	\$18,121	\$35,000
21-422-44100-10010	ELECTRIC - STREET	\$285,312	\$285,000	\$285,312
21-422-44210-10010	OTHER REPAIR SERVICE	\$5,000	\$0	\$5,000
21-422-45290-10010	TRAFFIC CONTROLLER	\$35,000	\$33,750	\$35,000
COST CENTER TOTAL (LF-TRAFFIC SIGNALS):		\$408,372	\$388,240	\$408,372
FUND TOTAL (LIQUID FUELS):		\$408,372	\$388,390	\$408,372
<hr/>				
61-422-40010-00000	SALARIES/WAGES	\$112,355	\$49,685	\$66,840
61-422-40030-00000	OVERTIME	\$0	\$2,627	\$4,200
61-422-40040-00000	SHIFT DIFFERENTIAL	\$0	\$5	\$25
61-422-40050-00000	VACATION	\$0	\$4,790	\$0
61-422-40060-00000	HOLIDAY	\$0	\$1,912	\$0
61-422-40070-00000	SICK	\$0	\$2,598	\$0
61-422-40110-00000	CALL BACK	\$0	\$2,739	\$3,000
61-422-41010-00000	FICA	\$8,595	\$5,020	\$5,435
61-422-41130-00000	CLOTHING/SHOES/UNIFORMS/EQUI	\$0	\$205	\$0
61-422-43190-00000	CENTRAL SERVICES ALLOCATIONS	\$3,858	\$3,858	\$3,690
61-422-43191-00000	INFO SERVICES ALLOCATIONS	\$2,738	\$2,738	\$2,738
61-422-43192-00000	HUMAN RESOURCES ALLOCATIONS	\$2,021	\$2,021	\$2,018
61-422-43193-00000	INSURANCE ALLOCATIONS	\$15,013	\$15,013	\$48,440
61-422-43194-00000	BUSINESS ADMIN ALLOCATIONS	\$11,821	\$11,821	\$12,856
COST CENTER TOTAL (NONE):		\$156,400	\$105,031	\$149,241
FUND TOTAL (IMSF):		\$156,400	\$105,031	\$149,241
EXPENSE TOTAL:		\$1,370,670	\$1,401,661	\$1,660,337

BUILDING/ELECTRICAL

Comment Report

Account #	Requested	Comment
10-422-35260-00000	\$7,500	Electrical Services
Revenue Total:	\$7,500	
10-422-40010-00000	\$419,609	2019 Salary Scale
10-422-40030-00000	\$16,500	2019 projected expenses
10-422-40040-00000	\$250	2019 projected expenses
10-422-40110-00000	\$7,500	2019 projected expenses
10-422-41010-00000	\$33,362	2019 Salary Scale
10-422-41120-00000	\$21,000	Laundry Cleaning per Union contract
10-422-41130-00000	\$4,000	Laundry Cleaning per Union contract
10-422-43190-00000	\$38,960	Calculated: Internal Services
10-422-43191-00000	\$25,328	Calculated: Internal Services
10-422-43192-00000	\$12,380	Calculated: Internal Services
10-422-43193-00000	\$278,135	Calculated: Internal Services
10-422-43194-00000	\$78,850	Calculated: Internal Services
10-422-44050-00000	\$6,000	Phone bills for Traffic Signals and Outbuildings
10-422-44190-00000	\$60,000	Building Repairs
10-422-44200-00000	\$5,000	Bucket Truck repairs and inspections
10-422-44210-00000	\$1,000	Other repair service
10-422-44310-00000	\$2,000	Radios for trucks and handhelds
10-422-44400-00000	\$40,000	Pest control and HVAC
10-422-45040-00000	\$20,000	Electrical Supplies for City buildings
10-422-45060-00000	\$2,000	Paint and supplies
10-422-45100-00000	\$1,500	Plumbing supplies
10-422-45140-00000	\$5,000	Lumber and hardware for City projects
10-422-45170-00000	\$10,000	Power tools and hand tools
10-422-45200-00000	\$600	Cement for pole bases
10-422-45280-00000	\$7,500	Machinery and supplies for fire alarm and underground network
10-422-45290-00000	\$250	Traffic control cones
10-422-45300-00000	\$1,000	Misc supplies

BUILDING/ELECTRICAL

Comment Report

Account #	Requested	Comment
10-422-46170-00000	\$5,000	Capital expenses portion of new forklift with WWTP
21-422-40010-10010	\$40,000	2019 projected expenses
21-422-41010-10010	\$3,060	2019 Salary Scale
21-422-42010-10010	\$5,000	Architect/Engineer
21-422-44090-10010	\$35,000	Electric -Traffic Signal
21-422-44100-10010	\$285,312	Electric -Street
21-422-44210-10010	\$5,000	Other repair services
21-422-45290-10010	\$35,000	Traffic- Controller
61-422-40010-00000	\$66,840	2019 Salary Scale
61-422-40030-00000	\$4,200	2019 projected expenses
61-422-40040-00000	\$25	2019 projected expenses
61-422-40110-00000	\$3,000	2019 projected expenses
61-422-41010-00000	\$5,435	2019 Salary Scale
61-422-43190-00000	\$3,690	Calculated: Internal Services
61-422-43191-00000	\$2,738	Calculated: Internal Services
61-422-43192-00000	\$2,018	Calculated: Internal Services
61-422-43193-00000	\$48,440	Calculated: Internal Services
61-422-43194-00000	\$12,856	Calculated: Internal Services
Expense Total:	\$1,660,337	

BUILDING/ELECTRICAL

Fund Total Report

Fund	Fund Description		2018 Adjusted Budget	2018 Projected Year End	2019 Budget Request
10	GENERAL	Revenue:	\$7,500	\$3,788	\$7,500
		Expense:	\$805,898	\$908,240	\$1,102,724
21	LIQUID FUELS	Revenue:	\$0	\$0	\$0
		Expense:	\$408,372	\$388,390	\$408,372
61	IMSF	Revenue:	\$0	\$0	\$0
		Expense:	\$156,400	\$105,031	\$149,241
		Total Revenue:	\$7,500	\$3,788	\$7,500
		Total Expense:	\$1,370,670	\$1,401,661	\$1,660,337

BUILDING/ELECTRICAL

Cost Center Total Report

Cost Center	Cost Center Description		2018 Adjusted Budget	2018 Projected Year End	2019 Budget Request
00000	NONE	Revenue:	\$7,500	\$3,788	\$7,500
		Expense:	\$962,298	\$1,013,271	\$1,251,965
10006	LF - SIGNS	Revenue:	\$0	\$0	\$0
		Expense:	\$0	\$150	\$0
10010	LF-TRAFFIC SIGNALS	Revenue:	\$0	\$0	\$0
		Expense:	\$408,372	\$388,240	\$408,372
		Total Revenue:	\$7,500	\$3,788	\$7,500
		Total Expense:	\$1,370,670	\$1,401,661	\$1,660,337

Building/Electrical

Position Title	Union	2018 FTE Approved	2018 Wages	2019 FTE Requested	2019 Wages	FTE Increase/ (Decrease)	Wages Increase/ (Decrease)
Building Maintenance & Electrical Bureau							
Superintendent	NAFF	1	\$77,791	1	\$79,736	0	\$1,945
Electronic Technician II	IBEW	1	\$61,707	1	\$61,707	0	\$0
Maintenance Electrician II	IBEW	1	\$59,465	1	\$59,465	0	\$0
Maintenance Electrician I	IBEW	2	\$101,724	2	\$107,078	0	\$5,354
Maintenance Worker II	TEAM	1	\$44,179	1	\$44,179	0	\$0
Maintenance Worker I	TEAM	1	\$42,702	1	\$42,702	0	\$0
Painter II	TEAM	1	\$44,179	1	\$44,179	0	\$0
Custodian	TEAM	3	\$111,322	3	\$111,322	0	\$0
Total		11	\$543,071	11	\$550,369	0	\$7,299

Employee Totals	
IBEW	4
Full Time	4
NAFF	1
Full Time	1
TEAM	6
Full Time	6
Total	11

Fund Totals	
10 - General	\$443,530
21 - Liquid Fuels	\$40,000
61 - IMSF	\$66,840
Total	\$550,369

-\$23,921 30% Building Maintenance & Electrical Bureau Superintendent to 10-230

\$526,448

FLEET

Revenue Total		Expense Total	
Total Adj. Budget:	\$143,600	Total Adj. Budget:	\$1,038,463
Total Projected:	\$146,798	Total Projected:	\$989,420
Total Requested:	\$173,600	Total Requested:	\$1,118,378

Account #	Account Description	2018 Adjusted Budget	2018 Projected Year End	2019 Budget Request
REVENUE				
10-423-35251-00000	AUTOMOTIVE - GASOLINE	\$25,000	\$40,198	\$25,000
10-423-37086-00000	MISCELLANEOUS-SALVAGE VALUE	\$50,000	\$38,000	\$80,000
10-423-39100-00000	TRANSFER FROM RECREATION FUN	\$27,440	\$27,440	\$27,440
10-423-39150-00000	TRANSFER FROM SEWER FUND	\$20,580	\$20,580	\$20,580
10-423-39160-00000	TRANSFER FROM IMSF	\$20,580	\$20,580	\$20,580
COST CENTER TOTAL (NONE):		\$143,600	\$146,798	\$173,600
FUND TOTAL (GENERAL):		\$143,600	\$146,798	\$173,600
REVENUE TOTAL:		\$143,600	\$146,798	\$173,600
EXPENDITURES				
10-423-40010-00000	SALARIES/WAGES	\$93,317	\$77,870	\$93,309
10-423-40030-00000	OVERTIME	\$5,000	\$3,355	\$5,000
10-423-40040-00000	SHIFT DIFFERENTIAL	\$100	\$38	\$100
10-423-40050-00000	VACATION	\$0	\$7,800	\$0
10-423-40060-00000	HOLIDAY	\$0	\$3,749	\$0
10-423-40070-00000	SICK	\$0	\$1,615	\$0
10-423-40110-00000	CALL BACK	\$200	\$307	\$500
10-423-41010-00000	FICA	\$7,536	\$7,247	\$7,521
10-423-41130-00000	CLOTHING/SHOES/UNIFORMS/EQUI	\$0	\$260	\$0
10-423-43190-00000	CENTRAL SERVICES ALLOCATIONS	\$5,143	\$5,143	\$4,920
10-423-43191-00000	INFO SERVICES ALLOCATIONS	\$16,428	\$16,428	\$5,476
10-423-43192-00000	HUMAN RESOURCES ALLOCATIONS	\$2,694	\$2,694	\$2,691
10-423-43193-00000	INSURANCE ALLOCATIONS	\$59,684	\$59,684	\$69,400
10-423-43194-00000	BUSINESS ADMIN ALLOCATIONS	\$15,761	\$15,761	\$17,141
10-423-44181-00000	FLEET VEHICLE LEASING	\$343,000	\$462,219	\$555,220
10-423-44200-00000	VEHICLE REPAIR SERVICE	\$40,000	\$34,183	\$40,000
10-423-44210-00000	OTHER REPAIR SERVICE	\$10,000	\$5,547	\$7,500
10-423-44400-00000	OTHER CONTRACTUAL SERVICES	\$1,200	\$1,024	\$1,200
10-423-45120-00000	VEHICLE PARTS/ACCESSORIES	\$70,000	\$45,125	\$50,000
10-423-45130-00000	VEHICLE FUELS	\$350,000	\$237,696	\$250,000
10-423-45140-00000	LUMBER/HARDWARE/BLDG ALTER	\$250	\$406	\$550
10-423-45170-00000	TOOLS	\$15,000	\$1,093	\$5,000
10-423-45210-00000	CHEMICALS	\$1,250	\$0	\$1,250
10-423-45300-00000	OTHER SUPPLIES/MATERIALS	\$1,900	\$175	\$1,600
COST CENTER TOTAL (NONE):		\$1,038,463	\$989,420	\$1,118,378
FUND TOTAL (GENERAL):		\$1,038,463	\$989,420	\$1,118,378
EXPENSE TOTAL:		\$1,038,463	\$989,420	\$1,118,378

FLEET

Comment Report

Account #	Requested	Comment
10-423-35251-00000	\$25,000	Gasoline
10-423-37086-00000	\$80,000	Miscellaneous Salvage Value
10-423-39100-00000	\$27,440	Calculated: Internal Services
10-423-39150-00000	\$20,580	Calculated: Internal Services
10-423-39160-00000	\$20,580	Calculated: Internal Services
<hr/>		
Revenue Total:	\$173,600	
<hr/>		
10-423-40010-00000	\$93,309	2019 Salary Scale
10-423-40030-00000	\$5,000	2019 projected expense
10-423-40040-00000	\$100	2019 projected expense
10-423-40110-00000	\$500	2019 projected expense
10-423-41010-00000	\$7,521	2019 Salary Scale
10-423-43190-00000	\$4,920	Calculated: Internal Services
10-423-43191-00000	\$5,476	Calculated: Internal Services
10-423-43192-00000	\$2,691	Calculated: Internal Services
10-423-43193-00000	\$69,400	Calculated: Internal Services
10-423-43194-00000	\$17,141	Calculated: Internal Services
10-423-44181-00000	\$555,220	Enterprise Fleet Vehicle Payments.
10-423-44200-00000	\$40,000	Vehicle repair service
10-423-44210-00000	\$7,500	Othe repair service.
10-423-44400-00000	\$1,200	Other Contractual Services
10-423-45120-00000	\$50,000	Vehicle part and Accessories.
10-423-45130-00000	\$250,000	Vehicle Fuels.
10-423-45140-00000	\$550	Lumber/hardware/ Building alter
10-423-45170-00000	\$5,000	Tools
10-423-45210-00000	\$1,250	Chemicals
10-423-45300-00000	\$1,600	Other supplies/materials
<hr/>		
Expense Total:	\$1,118,378	
<hr/>		

FLEET

Fund Total Report

Fund	Fund Description		2018 Adjusted Budget	2018 Projected Year End	2019 Budget Request
10	GENERAL	Revenue:	\$143,600	\$146,798	\$173,600
		Expense:	\$1,038,463	\$989,420	\$1,118,378
		Total Revenue:	\$143,600	\$146,798	\$173,600
		Total Expense:	\$1,038,463	\$989,420	\$1,118,378

FLEET

Cost Center Total Report

Cost Center	Cost Center Description		2018 Adjusted Budget	2018 Projected Year End	2019 Budget Request
00000	NONE	Revenue:	\$143,600	\$146,798	\$173,600
		Expense:	\$1,038,463	\$989,420	\$1,118,378
		Total Revenue:	\$143,600	\$146,798	\$173,600
		Total Expense:	\$1,038,463	\$989,420	\$1,118,378

Fleet

Position Title	Union	2018 FTE Approved	2018 Wages	2019 FTE Requested	2019 Wages	FTE Increase/ (Decrease)	Wages Increase/ (Decrease)
Auto Mechanic I	TEAM	2	\$93,309	2	\$93,309	0	\$0
Total		2	\$93,309	2	\$93,309	0	\$0

Employee Totals	
TEAM	2
Full Time	2
Total	2

Fund Totals	
10 - General	\$93,309
Total	\$93,309

ENVIRONMENTAL SERVICES

Revenue Total		Expense Total	
Total Adj. Budget:	\$90,808	Total Adj. Budget:	\$3,472,425
Total Projected:	\$56,533	Total Projected:	\$3,426,985
Total Requested:	\$81,598	Total Requested:	\$3,652,201

Account #	Account Description	2018 Adjusted Budget	2018 Projected Year End	2019 Budget Request
REVENUE				
10-424-31200-00000	STREET CUT PERMITS	\$12,000	\$7,950	\$10,000
10-424-34070-00000	RECYCLING GRANT	\$46,580	\$46,583	\$57,598
10-424-37060-00000	LEAF BAGS	\$1,200	\$2,000	\$2,000
COST CENTER TOTAL (NONE):		\$59,780	\$56,533	\$69,598
FUND TOTAL (GENERAL):		\$59,780	\$56,533	\$69,598
50-424-39090-00000	TRANSFER FROM GENERAL FUND	\$0	\$0	\$12,000
COST CENTER TOTAL (NONE):		\$0	\$0	\$12,000
50-424-34150-10182	STATE GOVT REVENUE - OTHER	\$31,028	\$0	\$0
COST CENTER TOTAL (DEP-RECYCLING GRANT):		\$31,028	\$0	\$0
FUND TOTAL (CAPITAL PROJECTS):		\$31,028	\$0	\$12,000
REVENUE TOTAL:		\$90,808	\$56,533	\$81,598
EXPENDITURES				
10-424-40010-00000	SALARIES/WAGES	\$196,644	\$187,518	\$263,365
10-424-40020-00000	PART TIME EMPLOYEES	\$62,566	\$16,273	\$18,006
10-424-40030-00000	OVERTIME	\$15,000	\$33,834	\$37,000
10-424-40040-00000	SHIFT DIFFERENTIAL	\$0	\$379	\$500
10-424-40050-00000	VACATION	\$0	\$12,037	\$0
10-424-40060-00000	HOLIDAY	\$0	\$5,481	\$0
10-424-40070-00000	SICK	\$0	\$5,990	\$0
10-424-40110-00000	CALL BACK	\$500	\$777	\$852
10-424-40160-00000	REIMBURSABLE OVERTIME	\$0	\$100	\$0
10-424-41010-00000	FICA	\$20,422	\$20,067	\$24,355
10-424-41120-00000	LAUNDRY CLEANING	\$3,500	\$2,000	\$2,500
10-424-41130-00000	CLOTHING/SHOES/UNIFORMS/EQUI	\$1,500	\$1,500	\$2,000
10-424-43150-00000	INTERFUND TRANSFER	\$0	\$0	\$12,000
10-424-43190-00000	CENTRAL SERVICES ALLOCATIONS	\$20,806	\$20,806	\$18,411
10-424-43191-00000	INFO SERVICES ALLOCATIONS	\$16,428	\$16,428	\$16,429
10-424-43192-00000	HUMAN RESOURCES ALLOCATIONS	\$8,082	\$8,082	\$7,401
10-424-43193-00000	INSURANCE ALLOCATIONS	\$127,865	\$127,865	\$163,143
10-424-43194-00000	BUSINESS ADMIN ALLOCATIONS	\$47,283	\$47,283	\$47,139
10-424-44010-00000	POSTAGE/SHIPPING	\$9,000	\$9,000	\$9,250
10-424-44180-00000	VEHICLE/EQUIPMENT RENTAL	\$1,000	\$1,000	\$1,000
10-424-44190-00000	BUILDING REPAIR SERVICE	\$1,000	\$1,000	\$1,000
10-424-44200-00000	VEHICLE REPAIR SERVICE	\$30,000	\$30,000	\$30,000
10-424-44250-00000	REFUSE COLLECTION	\$1,750,000	\$1,750,000	\$1,750,000
10-424-44260-00000	REFUSE DISPOSAL	\$1,100,000	\$1,100,000	\$1,210,000
10-424-44310-00000	RADIO COMMUNICATIONS	\$1,000	\$1,000	\$0
10-424-44400-00000	OTHER CONTRACTUAL SERVICES	\$2,000	\$2,000	\$2,000
10-424-45020-00000	OFFICE/DATA PROCESSING	\$450	\$450	\$0
10-424-45030-00000	HORTICULTURAL SUPPLIES/MATE	\$2,500	\$2,500	\$0
10-424-45060-00000	PAINT & SUPPLIES	\$500	\$500	\$500

ENVIRONMENTAL SERVICES

Revenue Total		Expense Total	
Total Adj. Budget:	\$90,808	Total Adj. Budget:	\$3,472,425
Total Projected:	\$56,533	Total Projected:	\$3,426,985
Total Requested:	\$81,598	Total Requested:	\$3,652,201

Account #	Account Description	2018 Adjusted Budget	2018 Projected Year End	2019 Budget Request
10-424-45080-00000	PURCHASES FOR RESALE	\$10,000	\$9,992	\$12,000
10-424-45120-00000	VEHICLE PARTS/ACCESSORIES	\$5,000	\$5,000	\$5,000
10-424-45140-00000	LUMBER/HARDWARE/BLDG ALTER	\$600	\$600	\$600
10-424-45170-00000	TOOLS	\$2,250	\$2,250	\$2,250
10-424-45210-00000	CHEMICALS	\$1,000	\$1,000	\$0
10-424-45270-00000	MAINTENANCE SUPPLIES	\$1,000	\$973	\$0
10-424-45300-00000	OTHER SUPPLIES/MATERIALS	\$3,500	\$3,500	\$3,500
COST CENTER TOTAL (NONE):		\$3,441,397	\$3,426,985	\$3,640,201
FUND TOTAL (GENERAL):		\$3,441,397	\$3,426,985	\$3,640,201
50-424-46170-00000	Other Capital Equipment	\$0	\$0	\$12,000
COST CENTER TOTAL (NONE):		\$0	\$0	\$12,000
50-424-45300-10182	OTHER SUPPLIES/MATERIALS	\$31,028	\$0	\$0
COST CENTER TOTAL (DEP-RECYCLING GRANT):		\$31,028	\$0	\$0
FUND TOTAL (CAPITAL PROJECTS):		\$31,028	\$0	\$12,000
EXPENSE TOTAL:		\$3,472,425	\$3,426,985	\$3,652,201

ENVIRONMENTAL SERVICES

Comment Report

Account #	Requested	Comment
10-424-31200-00000	\$10,000	Street Cut Permit Fee
10-424-34070-00000	\$57,598	Recycling Performance Grant (award is based on tons recycled in 2017)
10-424-37060-00000	\$2,000	Bag and Container Sales for yard waste and recycling programs
50-424-39090-00000	\$12,000	The City has 150 street containers for foot traffic/litter. The majority of these cans were installed around the year 2000 or before, which means they are 18+ years old. Many are missing the lids which help keep out rain water (making the disposal fee more). Many are also starting to rust thru the powder coat finish. Replacing 15 cans each year x 800 ea = \$12,000 would put the replacement of containers on a 10-year rotation/replacement. This would take 10 years to replace the existing worn cans. The replacement should be an ongoing commitment of funds beyond the 10 years to keep the containers in good shape.
Revenue Total:		\$81,598
10-424-40010-00000	\$263,365	2019 Salary Scale
10-424-40020-00000	\$18,006	2019 Salary Scale
10-424-40030-00000	\$37,000	2019 projected expenses
10-424-40040-00000	\$500	2019 projected expenses
10-424-40110-00000	\$852	2019 projected expense
10-424-41010-00000	\$24,355	2019 Salary Scale.
10-424-41120-00000	\$2,500	Laundry Cleaning Laundry Cleaning
10-424-41130-00000	\$2,000	Clothing/Shoes/Uniforms and safety equipment for staff
10-424-43150-00000	\$12,000	The City has 150 street containers for foot traffic/litter. The majority of these cans were installed around the year 2000 or before, which means they are 18+ years old. Many are missing the lids which help keep out rain water (making the disposal fee more). Many are also starting to rust thru the powder coat finish. Replacing 15 cans each year x 800 ea = \$12,000 would put the replacement of containers on a 10-year rotation/replacement. This would take 10 years to replace the existing worn cans. The replacement should be a continued commitment of funds beyond the 10 years to keep the containers in good shape.
10-424-43190-00000	\$18,411	Calculated: Internal Services
10-424-43191-00000	\$16,429	Calculated: Internal Services
10-424-43192-00000	\$7,401	Calculated: Internal Services
10-424-43193-00000	\$163,143	Calculated: Internal Services
10-424-43194-00000	\$47,139	Calculated: Internal Services
10-424-44010-00000	\$9,250	Postage and Mail Svc (2 NLs spring and fall & Annual Com Report as required by DEP/Act 101)

ENVIRONMENTAL SERVICES

Comment Report

Account #	Requested	Comment
10-424-44180-00000	\$1,000	Vehicle/Equipment Rental used for snow removal, Clean seals and illegally dumped debris
10-424-44190-00000	\$1,000	Building Repair Service pertaining to the Sanitation Building.
10-424-44200-00000	\$30,000	Vehicle Repair Service
10-424-44250-00000	\$1,750,000	Refuse Collection
10-424-44260-00000	\$1,210,000	Refuse Disposal (Note: mid 2018 changes in paper and plastic recycling markets)
10-424-44400-00000	\$2,000	Other Contractual services from outside vendors associated with repairs, cleanups, etc.
10-424-45060-00000	\$500	Paint & Supplies
10-424-45080-00000	\$12,000	Purchases for Resale (Containers for Recycling & Yard Waste Programs)
10-424-45120-00000	\$5,000	Vehicle Parts/Accessories for equipment that are serviced and or repaired in house.
10-424-45140-00000	\$600	Lumber/Hardware/Bldg Alterations associated with Clean Seals on abandon properities.
10-424-45170-00000	\$2,250	Tools needed for tasks while out in the field. Increased by Resolution No. 100
10-424-45300-00000	\$3,500	Other Supplies/Materials (Adopt-A-Block and Public Education litter/recycling)
50-424-46170-00000	\$12,000	The City has 150 street containers for foot traffic/litter. The majority of these cans were installed around the year 2000 or before, which means they are 18+ years old. Many are missing the lids which help keep out rain water (making the disposal fee more). Many are also starting to rust thru the powder coat finish. Replacing 15 cans each year x 800 ea = \$12,000 would put the replacement of containers on a 10-year rotation/replacement. This would take 10 years to replace the existing worn cans. The replacement should be a continued comittment of funds beyond the 10 years to keep the containers in good shape.
Expense Total:	\$3,652,201	

ENVIRONMENTAL SERVICES

Fund Total Report

Fund	Fund Description		2018 Adjusted Budget	2018 Projected Year End	2019 Budget Request
10	GENERAL	Revenue:	\$59,780	\$56,533	\$69,598
		Expense:	\$3,441,397	\$3,426,985	\$3,640,201
50	CAPITAL PROJECTS	Revenue:	\$31,028	\$0	\$12,000
		Expense:	\$31,028	\$0	\$12,000
		Total Revenue:	\$90,808	\$56,533	\$81,598
		Total Expense:	\$3,472,425	\$3,426,985	\$3,652,201

ENVIRONMENTAL SERVICES

Cost Center Total Report

Cost Center	Cost Center Description		2018 Adjusted Budget	2018 Projected Year End	2019 Budget Request
00000	NONE	Revenue:	\$59,780	\$56,533	\$81,598
		Expense:	\$3,441,397	\$3,426,985	\$3,652,201
10182	DEP-RECYCLING GRANT	Revenue:	\$31,028	\$0	\$0
		Expense:	\$31,028	\$0	\$0
		Total Revenue:	\$90,808	\$56,533	\$81,598
		Total Expense:	\$3,472,425	\$3,426,985	\$3,652,201

Enviromental Services

Position Title	Union	2018 FTE Approved	2018 Wages	2019 FTE Requested	2019 Wages	FTE Increase/ (Decrease)	Wages Increase/ (Decrease)
Environmental Services Supervisor	NAFF	1	\$47,266	1	\$48,448	0	\$1,182
Part-time Large Item Line Attendant	NAFF	0.6	\$17,567	0.6	\$18,006	0	\$439
Downtown Maintenance Worker	TEAM	1	\$42,058	1	\$42,058	0	\$0
Labor Crew Leader	TEAM	1	\$45,240	1	\$45,240	0	\$0
Laborer	TEAM	1	\$42,058	1	\$42,058	0	\$0
Seasonal Laborers	NAFF		\$45,000		\$48,000		\$3,000
Total		4.6	\$239,188	4.6	\$243,809	0	\$4,621

Employee Totals	
NAFF	1.6
Full Time	1
Part-time	0.6
TEAM	3
Full Time	3
Total	4.6

Fund Totals	
10 - General	\$243,809
Total	\$243,809

\$37,562 50% of Parks/Recreation and Sanitation Superintendent from 25-425
\$281,371

RECREATION/PARKS

Revenue Total		Expense Total	
Total Adj. Budget:	\$2,043,299	Total Adj. Budget:	\$1,873,426
Total Projected:	\$1,554,470	Total Projected:	\$1,736,936
Total Requested:	\$2,066,501	Total Requested:	\$1,909,588

Account #	Account Description	2018 Adjusted Budget	2018 Projected Year End	2019 Budget Request
REVENUE				
20-425-30010-00000	REAL ESTATE TAXES	\$886,562	\$818,831	\$891,459
20-425-30011-00000	REAL ESTATE TAXES - PRIOR	\$0	\$887	\$0
20-425-30020-00000	TAX CLAIM	\$100,000	\$111,245	\$100,000
20-425-39090-00000	TRANSFER FROM GENERAL FUND	\$146,426	\$146,426	\$336,542
COST CENTER TOTAL (NONE):		\$1,132,988	\$1,077,389	\$1,328,001
20-425-31230-00084	PARK PERMITS	\$25,000	\$28,200	\$25,000
20-425-35460-00084	ADMISSION	\$1,000	\$1,021	\$1,000
20-425-35470-00084	CONCESSIONS	\$5,000	\$2,500	\$10,000
20-425-38091-00084	LEASES	\$215,000	\$180,000	\$205,000
COST CENTER TOTAL (REC - ADMINISTRATION):		\$246,000	\$211,721	\$241,000
20-425-35200-00089	REIMBURSEMT FOR SVCS RENDERE	\$25,000	\$16,734	\$25,000
20-425-35490-00089	FACILITY RENTAL	\$10,000	\$39,076	\$30,000
20-425-36080-00089	SPONSORSHIPS	\$0	\$160	\$0
COST CENTER TOTAL (REC - PARKS MAINTENANCE):		\$35,000	\$55,970	\$55,000
20-425-35460-00091	ADMISSION	\$165,000	\$105,504	\$165,000
20-425-35490-00091	FACILITY RENTAL	\$0	\$160	\$0
COST CENTER TOTAL (REC - ATHLETICS):		\$165,000	\$105,664	\$165,000
20-425-35480-00110	CLASSES/LESSONS	\$4,750	\$7,328	\$8,000
20-425-36030-00110	PUBLIC/PRIVATE CONTRIBUTION	\$30,000	\$0	\$10,000
COST CENTER TOTAL (REC - YOUTH PROGRAMS):		\$34,750	\$7,328	\$18,000
20-425-36080-00119	SPONSORSHIPS	\$10,000	\$0	\$0
COST CENTER TOTAL (REC - BOX LUNCH REVUE):		\$10,000	\$0	\$0
20-425-36080-00121	SPONSORSHIPS	\$25,000	\$10,500	\$0
20-425-37080-00121	MISCELLANEOUS	\$20,000	\$9,572	\$0
COST CENTER TOTAL (REC - YORKFEST):		\$45,000	\$20,072	\$0
20-425-36080-00122	SPONSORSHIPS	\$25,000	\$3,000	\$0
20-425-37080-00122	MISCELLANEOUS	\$32,000	\$23,406	\$0
COST CENTER TOTAL (REC - STREET FAIR):		\$57,000	\$26,406	\$0
20-425-35460-00123	ADMISSION	\$12,500	\$3,250	\$0

RECREATION/PARKS

Revenue Total		Expense Total	
Total Adj. Budget:	\$2,043,299	Total Adj. Budget:	\$1,873,426
Total Projected:	\$1,554,470	Total Projected:	\$1,736,936
Total Requested:	\$2,066,501	Total Requested:	\$1,909,588

Account #	Account Description	2018 Adjusted Budget	2018 Projected Year End	2019 Budget Request
20-425-36080-00123	SPONSORSHIPS	\$20,000	\$2,550	\$0
COST CENTER TOTAL (REC - YORK BIKE NIGHT):		\$32,500	\$5,800	\$0
20-425-36080-00124	SPONSORSHIPS	\$7,500	\$0	\$0
COST CENTER TOTAL (REC - FIRST NIGHT YORK):		\$7,500	\$0	\$0
20-425-36080-00182	SPONSORSHIPS	\$35,000	\$26,500	\$26,500
COST CENTER TOTAL (A TASTE OF YORK):		\$35,000	\$26,500	\$26,500
20-425-36080-00246	SPONSORSHIPS	\$8,000	\$8,000	\$8,000
COST CENTER TOTAL (LABOR DAY EVENT):		\$8,000	\$8,000	\$8,000
20-425-37080-00252	MISCELLANEOUS	\$0	\$59	\$0
COST CENTER TOTAL (KIDS HOOKED ON FISHING):		\$0	\$59	\$0
FUND TOTAL (RECREATION):		\$1,808,738	\$1,544,909	\$1,841,501
50-425-39100-00000	TRANSFER FROM RECREATION FUN	\$9,561	\$9,561	\$0
COST CENTER TOTAL (NONE):		\$9,561	\$9,561	\$0
50-425-36030-00331	PUBLIC/PRIVATE CONTRIBUTION	\$125,000	\$0	\$125,000
COST CENTER TOTAL (MEMORIAL PARK SOFTBALL FIELD):		\$125,000	\$0	\$125,000
50-425-36030-00336	PUBLIC/PRIVATE CONTRIBUTION	\$100,000	\$0	\$0
COST CENTER TOTAL (KIWANIS LAKE AREA COMPLEX):		\$100,000	\$0	\$0
50-425-36030-10171	PUBLIC/PRIVATE CONTRIBUTION	\$0	\$0	\$100,000
COST CENTER TOTAL (THACKSTON PARK):		\$0	\$0	\$100,000
FUND TOTAL (CAPITAL PROJECTS):		\$234,561	\$9,561	\$225,000
REVENUE TOTAL:		\$2,043,299	\$1,554,470	\$2,066,501
EXPENDITURES				

RECREATION/PARKS

Revenue Total		Expense Total	
Total Adj. Budget:	\$2,043,299	Total Adj. Budget:	\$1,873,426
Total Projected:	\$1,554,470	Total Projected:	\$1,736,936
Total Requested:	\$2,066,501	Total Requested:	\$1,909,588

Account #	Account Description	2018 Adjusted Budget	2018 Projected Year End	2019 Budget Request
20-425-40010-00084	SALARIES/WAGES	\$521,210	\$493,056	\$98,802
20-425-40020-00084	PART TIME EMPLOYEES	\$0	\$9,004	\$0
20-425-40050-00084	VACATION	\$0	\$38,297	\$0
20-425-40060-00084	HOLIDAY	\$0	\$17,965	\$0
20-425-40070-00084	SICK	\$0	\$29,199	\$0
20-425-40080-00084	BEREAVEMENT	\$0	\$447	\$0
20-425-40170-00084	UNION ACTIVITIES	\$0	\$11	\$0
20-425-41010-00084	FICA	\$39,873	\$44,959	\$7,558
20-425-41130-00084	CLOTHING/SHOES/UNIFORMS/EQUI	\$0	\$1,300	\$0
20-425-43150-00084	INTERFUND TRANSFER	\$100,027	\$100,027	\$101,978
20-425-43190-00084	CENTRAL SERVICES ALLOCATIONS	\$50,909	\$50,909	\$47,796
20-425-43191-00084	INFO SERVICES ALLOCATIONS	\$30,802	\$30,802	\$30,805
20-425-43192-00084	HUMAN RESOURCES ALLOCATIONS	\$16,501	\$16,501	\$15,811
20-425-43193-00084	INSURANCE ALLOCATIONS	\$277,991	\$277,991	\$412,897
20-425-43194-00084	BUSINESS ADMIN ALLOCATIONS	\$96,537	\$96,537	\$100,705
20-425-44030-00084	ASSOCIATION DUES/CONFERENCES	\$400	\$400	\$0
20-425-44170-00084	BUILDING RENT	\$8,037	\$0	\$8,037
20-425-44400-00084	OTHER CONTRACTUAL SERVICES	\$7,500	\$9,030	\$7,500
20-425-45020-00084	OFFICE/DATA PROCESSING	\$250	\$172	\$0
COST CENTER TOTAL (REC - ADMINISTRATION):		\$1,150,036	\$1,216,607	\$831,889

20-425-40010-00089	SALARIES/WAGES	\$0	\$0	\$447,262
20-425-40030-00089	OVERTIME	\$35,000	\$46,584	\$35,000
20-425-40040-00089	SHIFT DIFFERENTIAL	\$500	\$513	\$500
20-425-40110-00089	CALL BACK	\$1,000	\$5,256	\$6,000
20-425-41010-00089	FICA	\$2,792	\$4,005	\$36,893
20-425-41120-00089	LAUNDRY CLEANING	\$6,000	\$2,282	\$6,000
20-425-41130-00089	CLOTHING/SHOES/UNIFORMS/EQUI	\$3,000	\$2,901	\$3,000
20-425-43020-00089	TRAINING	\$1,500	\$1,328	\$0
20-425-43170-00089	REFUNDS	\$0	\$40	\$0
20-425-44160-00089	NATURAL GAS/HEATING FUEL	\$0	\$852	\$0
20-425-44180-00089	VEHICLE/EQUIPMENT RENTAL	\$1,000	\$782	\$2,000
20-425-44190-00089	BUILDING REPAIR SERVICE	\$15,000	\$13,683	\$15,000
20-425-44200-00089	VEHICLE REPAIR SERVICE	\$5,000	\$4,630	\$5,000
20-425-44210-00089	OTHER REPAIR SERVICE	\$2,500	\$1,469	\$2,500
20-425-44310-00089	RADIO COMMUNICATIONS	\$1,000	\$1,247	\$0
20-425-44400-00089	OTHER CONTRACTUAL SERVICES	\$17,500	\$15,193	\$17,500
20-425-45030-00089	HORTICULTURAL SUPPLIES/MATE	\$4,000	\$1,982	\$6,500
20-425-45040-00089	ELECTRICAL SUPPLIES	\$2,000	\$1,772	\$2,000
20-425-45060-00089	PAINT & SUPPLIES	\$3,000	\$2,791	\$3,000
20-425-45070-00089	RECREATIONAL SUPPLIES	\$7,000	\$3,400	\$4,000
20-425-45100-00089	PLUMBING SUPPLIES	\$2,000	\$1,886	\$2,000
20-425-45120-00089	VEHICLE PARTS/ACCESSORIES	\$7,500	\$4,698	\$7,500
20-425-45140-00089	LUMBER/HARDWARE/BLDG ALTER	\$3,000	\$1,511	\$3,000
20-425-45160-00089	SIGNS	\$1,200	\$750	\$1,200
20-425-45170-00089	TOOLS	\$1,500	\$371	\$1,500
20-425-45200-00089	CEMENT/CONCRETE/STONE	\$1,500	\$1,400	\$1,500
20-425-45210-00089	CHEMICALS	\$1,000	\$994	\$2,000

RECREATION/PARKS

Revenue Total		Expense Total	
Total Adj. Budget:	\$2,043,299	Total Adj. Budget:	\$1,873,426
Total Projected:	\$1,554,470	Total Projected:	\$1,736,936
Total Requested:	\$2,066,501	Total Requested:	\$1,909,588

Account #	Account Description	2018 Adjusted Budget	2018 Projected Year End	2019 Budget Request
20-425-45270-00089	MAINTENANCE SUPPLIES	\$10,000	\$7,278	\$10,000
20-425-45280-00089	MACHINERY SUPPLIES	\$600	\$460	\$600
20-425-45300-00089	OTHER SUPPLIES/MATERIALS	\$2,000	\$1,581	\$2,000
20-425-46110-00089	OFFICE EQUIPMENT/FURNITURE	\$500	\$200	\$0
20-425-46150-00089	PARKS/RECREATION EQUIPMENT	\$5,000	\$4,725	\$3,000
20-425-46170-00089	OTHER CAPITAL EQUIPMENT	\$1,000	\$1,000	\$1,000
COST CENTER TOTAL (REC - PARKS MAINTENANCE):		\$144,592	\$137,564	\$627,455
20-425-40020-00091	PART TIME EMPLOYEES	\$14,000	\$14,505	\$15,000
20-425-41010-00091	FICA	\$1,071	\$1,110	\$1,148
20-425-41130-00091	CLOTHING/SHOES/UNIFORMS/EQUI	\$500	\$0	\$0
20-425-42070-00091	OTHER PROFESSIONAL SERVICES	\$21,000	\$16,000	\$16,000
20-425-43170-00091	REFUNDS	\$0	\$275	\$0
20-425-44020-00091	PRINTING/BINDING	\$2,000	\$656	\$500
20-425-44180-00091	VEHICLE/EQUIPMENT RENTAL	\$3,500	\$3,500	\$2,000
20-425-44400-00091	OTHER CONTRACTUAL SERVICES	\$6,500	\$5,346	\$3,000
20-425-45020-00091	OFFICE/DATA PROCESSING	\$200	\$139	\$0
20-425-45070-00091	RECREATIONAL SUPPLIES	\$15,000	\$5,394	\$10,000
20-425-45280-00091	MACHINERY SUPPLIES	\$4,000	\$500	\$2,000
20-425-45300-00091	OTHER SUPPLIES/MATERIALS	\$400	\$225	\$400
20-425-46170-00091	OTHER CAPITAL EQUIPMENT	\$4,000	\$0	\$2,000
COST CENTER TOTAL (REC - ATHLETICS):		\$72,171	\$47,651	\$52,048
20-425-40020-00110	PART TIME EMPLOYEES	\$44,000	\$39,157	\$47,000
20-425-41010-00110	FICA	\$3,366	\$2,996	\$3,596
20-425-41130-00110	CLOTHING/SHOES/UNIFORMS/EQUI	\$800	\$800	\$800
20-425-44320-00110	ENTERTAINMENT	\$800	\$800	\$800
20-425-44400-00110	OTHER CONTRACTUAL SERVICES	\$25,000	\$25,354	\$20,000
20-425-45010-00110	FOOD	\$1,250	\$1,250	\$1,250
20-425-45020-00110	OFFICE/DATA PROCESSING	\$50	\$98	\$0
20-425-45070-00110	RECREATIONAL SUPPLIES	\$3,500	\$3,605	\$3,000
20-425-45110-00110	MEDICAL SUPPLIES	\$500	\$500	\$500
20-425-45300-00110	OTHER SUPPLIES/MATERIALS	\$500	\$945	\$750
COST CENTER TOTAL (REC - YOUTH PROGRAMS):		\$79,766	\$75,505	\$77,696
20-425-42070-00118	OTHER PROFESSIONAL SERVICES	\$67,500	\$60,600	\$61,000
COST CENTER TOTAL (REC - SPECIAL EVENTS):		\$67,500	\$60,600	\$61,000
20-425-44020-00119	PRINTING/BINDING	\$100	\$20	\$0
20-425-44320-00119	ENTERTAINMENT	\$7,250	\$3,850	\$0
20-425-45160-00119	SIGNS	\$1,200	\$0	\$0
20-425-45300-00119	OTHER SUPPLIES/MATERIALS	\$150	\$87	\$0

RECREATION/PARKS

Revenue Total		Expense Total	
Total Adj. Budget:	\$2,043,299	Total Adj. Budget:	\$1,873,426
Total Projected:	\$1,554,470	Total Projected:	\$1,736,936
Total Requested:	\$2,066,501	Total Requested:	\$1,909,588

Account #	Account Description	2018 Adjusted Budget	2018 Projected Year End	2019 Budget Request
COST CENTER TOTAL (REC - BOX LUNCH REVUE):		\$8,700	\$3,957	\$0
20-425-42070-00121	OTHER PROFESSIONAL SERVICES	\$5,000	\$0	\$0
20-425-43220-00121	PRIZE MONEY	\$3,000	\$0	\$0
20-425-44020-00121	PRINTING/BINDING	\$2,500	\$825	\$0
20-425-44180-00121	VEHICLE/EQUIPMENT RENTAL	\$2,500	\$0	\$0
20-425-44320-00121	ENTERTAINMENT	\$5,500	\$0	\$0
20-425-44400-00121	OTHER CONTRACTUAL SERVICES	\$15,500	\$4,500	\$0
20-425-45080-00121	PURCHASES FOR RESALE	\$1,750	\$229	\$0
20-425-45160-00121	SIGNS	\$1,000	\$0	\$0
20-425-45300-00121	OTHER SUPPLIES/MATERIALS	\$2,000	\$469	\$0
COST CENTER TOTAL (REC - YORKFEST):		\$38,750	\$6,024	\$0
20-425-42070-00122	OTHER PROFESSIONAL SERVICES	\$3,500	\$750	\$0
20-425-43170-00122	REFUNDS	\$0	\$180	\$0
20-425-44020-00122	PRINTING/BINDING	\$750	\$668	\$0
20-425-44180-00122	VEHICLE/EQUIPMENT RENTAL	\$2,500	\$1,595	\$0
20-425-44320-00122	ENTERTAINMENT	\$5,000	\$4,250	\$0
20-425-44400-00122	OTHER CONTRACTUAL SERVICES	\$3,000	\$2,840	\$0
20-425-45160-00122	SIGNS	\$500	\$400	\$0
20-425-45300-00122	OTHER SUPPLIES/MATERIALS	\$350	\$421	\$0
COST CENTER TOTAL (REC - STREET FAIR):		\$15,600	\$11,104	\$0
20-425-42070-00123	OTHER PROFESSIONAL SERVICES	\$6,000	\$0	\$0
20-425-44020-00123	PRINTING/BINDING	\$1,500	\$73	\$0
20-425-44180-00123	VEHICLE/EQUIPMENT RENTAL	\$1,250	\$0	\$0
20-425-44320-00123	ENTERTAINMENT	\$4,500	\$0	\$0
20-425-45080-00123	PURCHASES FOR RESALE	\$5,500	\$0	\$0
20-425-45160-00123	SIGNS	\$500	\$0	\$0
20-425-45300-00123	OTHER SUPPLIES/MATERIALS	\$500	\$197	\$0
COST CENTER TOTAL (REC - YORK BIKE NIGHT):		\$19,750	\$270	\$0
20-425-44320-00124	ENTERTAINMENT	\$2,000	\$0	\$0
20-425-44400-00124	OTHER CONTRACTUAL SERVICES	\$5,000	\$0	\$0
20-425-45300-00124	OTHER SUPPLIES/MATERIALS	\$500	\$219	\$0
COST CENTER TOTAL (REC - FIRST NIGHT YORK):		\$7,500	\$219	\$0
20-425-42070-00182	OTHER PROFESSIONAL SERVICES	\$9,000	\$7,263	\$9,000
20-425-44400-00182	OTHER CONTRACTUAL SERVICES	\$17,500	\$17,492	\$17,500
COST CENTER TOTAL (A TASTE OF YORK):		\$26,500	\$24,755	\$26,500

RECREATION/PARKS

Revenue Total		Expense Total	
Total Adj. Budget:	\$2,043,299	Total Adj. Budget:	\$1,873,426
Total Projected:	\$1,554,470	Total Projected:	\$1,736,936
Total Requested:	\$2,066,501	Total Requested:	\$1,909,588

Account #	Account Description	2018 Adjusted Budget	2018 Projected Year End	2019 Budget Request
20-425-42070-00246	OTHER PROFESSIONAL SERVICES	\$1,000	\$1,000	\$1,000
20-425-44180-00246	VEHICLE/EQUIPMENT RENTAL	\$2,000	\$2,000	\$2,000
20-425-44320-00246	ENTERTAINMENT	\$1,000	\$1,000	\$1,000
20-425-44400-00246	OTHER CONTRACTUAL SERVICES	\$3,500	\$3,500	\$3,500
20-425-45300-00246	OTHER SUPPLIES/MATERIALS	\$500	\$500	\$500
COST CENTER TOTAL (LABOR DAY EVENT):		\$8,000	\$8,000	\$8,000
FUND TOTAL (RECREATION):		\$1,638,865	\$1,592,255	\$1,684,588
50-425-46101-00000	VEHICLE/LEASE PURCHASE	\$9,561	\$19,121	\$0
COST CENTER TOTAL (NONE):		\$9,561	\$19,121	\$0
50-425-42010-00321	ARCHITECT/ENGINEER/CONSULTA	\$0	\$560	\$0
COST CENTER TOTAL (MEMORIAL PARK PROJECT):		\$0	\$560	\$0
50-425-47130-00331	OTHER CAPITAL CONSTRUCTION	\$125,000	\$125,000	\$125,000
COST CENTER TOTAL (MEMORIAL PARK SOFTBALL FIELD):		\$125,000	\$125,000	\$125,000
50-425-47120-00336	CONSTRUCTION	\$100,000	\$0	\$0
COST CENTER TOTAL (KIWANIS LAKE AREA COMPLEX):		\$100,000	\$0	\$0
50-425-42010-10171	ARCHITECT/ENGINEER/CONSULTA	\$0	\$0	\$100,000
COST CENTER TOTAL (THACKSTON PARK):		\$0	\$0	\$100,000
FUND TOTAL (CAPITAL PROJECTS):		\$234,561	\$144,681	\$225,000
EXPENSE TOTAL:		\$1,873,426	\$1,736,936	\$1,909,588

RECREATION/PARKS

Comment Report

Account #	Requested	Comment
20-425-30010-00000	\$891,459	1 mil @89% collection. Assessed value as of August 2018. 1,001,639,212.
20-425-30020-00000	\$100,000	Bassed on historical collections
20-425-31230-00084	\$25,000	Park Permit
20-425-35200-00089	\$25,000	Reimbursement for Services Rendered
20-425-35460-00084	\$1,000	Admissions
20-425-35460-00091	\$165,000	Admissions
20-425-35470-00084	\$10,000	We will be using food trucks out at the complex throughout our spring, summer and fall softball seasons.
20-425-35480-00110	\$8,000	Classes/Lessons
20-425-35490-00089	\$30,000	Facility Rental
20-425-36030-00110	\$10,000	Sponsorship for summer playground program
20-425-36080-00182	\$26,500	A Taste of York City Sponsorship.
20-425-36080-00246	\$8,000	First Energy provides this sponsorship yearly
20-425-38091-00084	\$205,000	Leases
20-425-39090-00000	\$336,542	To balance Recreation Fund Increased by Resolution No. 99
50-425-36030-00331	\$125,000	Funds received from private sources to replace fencing and lights at Memorial Park
50-425-36030-10171	\$100,000	Thackston Park renovations
Revenue Total:	\$2,066,501	
20-425-40010-00084	\$98,802	2019 Salary Scale; 2019 Moved Teamsters to 00089
20-425-40010-00089	\$447,262	2019 Salary Scale
20-425-40020-00091	\$15,000	2019 Salary Scale
20-425-40020-00110	\$47,000	2019 Salary Scale
20-425-40030-00089	\$35,000	2019 Salary Scale
20-425-40040-00089	\$500	2019 projected expense
20-425-40110-00089	\$6,000	2019 projected expenses
20-425-41010-00084	\$7,558	2019 Salary Scale
20-425-41010-00089	\$36,893	2019 Salary Scale
20-425-41010-00091	\$1,148	2019 Salary Scale
20-425-41010-00110	\$3,596	2019 Salary Scale

RECREATION/PARKS

Comment Report

Account #	Requested	Comment
20-425-41120-00089	\$6,000	Laundry cleaning
20-425-41130-00089	\$3,000	Clothing, shoes and safety equipment for employees
20-425-41130-00110	\$800	Summer Playground shirts
20-425-42070-00091	\$16,000	2019 Projected Expenses
20-425-42070-00118	\$61,000	Other Professional Services .
20-425-42070-00182	\$9,000	Other professional services
20-425-42070-00246	\$1,000	Funding to cover additional activities and organizational participation
20-425-43150-00084	\$101,978	\$36,481.50-Guaranteed Energy Savings Equipment, \$38,057.59 2017 BISF, Vehicle Lease through Enterprise \$27,440
20-425-43190-00084	\$47,796	Calculated: Internal Services
20-425-43191-00084	\$30,805	Calculated: Internal Services
20-425-43192-00084	\$15,811	Calculated: Internal Services
20-425-43193-00084	\$412,897	Calculated: Internal Services
20-425-43194-00084	\$100,705	Calculated: Internal Services
20-425-44020-00091	\$500	Printing/Binding
20-425-44170-00084	\$8,037	Building Rent
20-425-44180-00089	\$2,000	Vehicle/Equipment Rental for playground builds and snow removal.
20-425-44180-00091	\$2,000	Vehicle/Equipment Rental
20-425-44180-00246	\$2,000	Funding for additional items (staging) needed to enhance overall event experience.
20-425-44190-00089	\$15,000	Building Repair Service as it relates to Recreational Facilities, Maintenance buildings, Park Storage buildings, etc. Maintenance costs associated with HVAC, roofs, plumbing calls, etc. Increased by Resolution No. 100
20-425-44200-00089	\$5,000	Vehicle Repair Service done by outside vendors. Pertaining to equipment repair of tractors, mowers, loaders, etc.
20-425-44210-00089	\$2,500	Miscellaneous Repair Service associated with repairs done by outside vendors. Equipment repairs to power tools, buildings, Parks, etc.
20-425-44320-00110	\$800	This will allow us to cover additional entertainment for Labor Day as well as additional expenses not covered by sponsors.
20-425-44320-00246	\$1,000	Funding for additional performing artists to enhance the overall event experience.
20-425-44400-00084	\$7,500	Other Contractual Services
20-425-44400-00089	\$17,500	Services associated with Ballfields, lawn Maintenance at City Facilities, tree Take downs, Etc.

RECREATION/PARKS

Comment Report

Account #	Requested	Comment
20-425-44400-00091	\$3,000	Other Contractual Services
20-425-44400-00110	\$20,000	Cover additional marketing and advertising exspenses.
20-425-44400-00182	\$17,500	Other Contractual Services
20-425-44400-00246	\$3,500	Funding to enhance the Fireworks presentation event sound and lighting.
20-425-45010-00110	\$1,250	Food
20-425-45030-00089	\$6,500	Horticultural Supplies \$2500.00 moved from Envirmental Services. Horticultural supplies would refer to mulch, trees, plants and or equipment and supplies pertaining to tree care and landscaping.
20-425-45040-00089	\$2,000	Electrical Supplies needed for Maintenance facilities adn Recreation Buildings.
20-425-45060-00089	\$3,000	Paint Supplies as needed for Parks, maintenance facilities adn Recreation buildings.
20-425-45070-00089	\$4,000	Recreation Supplies.
20-425-45070-00091	\$10,000	Recreational supplies
20-425-45070-00110	\$3,000	Recreational Supplies.
20-425-45100-00089	\$2,000	Plumbing Suppliesas needed for maitenance facilities, splash pad, recreation facilities, etc.
20-425-45110-00110	\$500	Medical Supplies needed for youth programs
20-425-45120-00089	\$7,500	Vehicles parts and accessories used for maintenance and repairs to equipment that are serviced in house
20-425-45140-00089	\$3,000	Lumber/Hardware/Building Material utilizie to repair and maintain recreational buildings, parks and Maintenance buildings. Bleacher boards, picnic tables, benches etsc
20-425-45160-00089	\$1,200	Park Signage
20-425-45170-00089	\$1,500	Tools utilized by staff to complete repairand maintenance jobs.
20-425-45200-00089	\$1,500	Cement, concrete and stone used throughout the Park System
20-425-45210-00089	\$2,000	Chemicals \$1000.00 moved from Env. Ser Chemicals used for vegetation control, etc.
20-425-45270-00089	\$10,000	Maitnenence supplies - 1000.00 transfered from Env Ser
20-425-45280-00089	\$600	Machinery Supplies associated with equipment servicing and repairs
20-425-45280-00091	\$2,000	Machinery Supplies
20-425-45300-00089	\$2,000	Miscellaneous supplies
20-425-45300-00091	\$400	Other supplies/materials
20-425-45300-00110	\$750	Cover additional supply exspenses for event to take place over the fall/winter months

RECREATION/PARKS

Comment Report

Account #	Requested	Comment
20-425-45300-00246	\$500	Funding for additional signage, banners, sponsorship promotion, design work.
20-425-46150-00089	\$3,000	Parks/Recreation Equipment.
20-425-46170-00089	\$1,000	Other Capital Equipment/ tables, chairs for Rec. Events.
20-425-46170-00091	\$2,000	Other Capital Equipment
50-425-42010-10171	\$100,000	Thackston Park Renovations
50-425-47130-00331	\$125,000	Funds received from private sources to replace fencing and lights at Memorial Park
Expense Total:	\$1,909,588	

RECREATION/PARKS

Fund Total Report

Fund	Fund Description		2018 Adjusted Budget	2018 Projected Year End	2019 Budget Request
20	RECREATION	Revenue:	\$1,808,738	\$1,544,909	\$1,841,501
		Expense:	\$1,638,865	\$1,592,255	\$1,684,588
50	CAPITAL PROJECTS	Revenue:	\$234,561	\$9,561	\$225,000
		Expense:	\$234,561	\$144,681	\$225,000
Total Revenue:			\$2,043,299	\$1,554,470	\$2,066,501
Total Expense:			\$1,873,426	\$1,736,936	\$1,909,588

RECREATION/PARKS

Cost Center Total Report

Cost Center	Cost Center Description		2018 Adjusted Budget	2018 Projected Year End	2019 Budget Request
00000	NONE	Revenue:	\$1,142,549	\$1,086,950	\$1,328,001
		Expense:	\$9,561	\$19,121	\$0
00084	REC - ADMINISTRATION	Revenue:	\$246,000	\$211,721	\$241,000
		Expense:	\$1,150,036	\$1,216,607	\$831,889
00089	REC - PARKS MAINTENANCE	Revenue:	\$35,000	\$55,970	\$55,000
		Expense:	\$144,592	\$137,564	\$627,455
00091	REC - ATHLETICS	Revenue:	\$165,000	\$105,664	\$165,000
		Expense:	\$72,171	\$47,651	\$52,048
00110	REC - YOUTH PROGRAMS	Revenue:	\$34,750	\$7,328	\$18,000
		Expense:	\$79,766	\$75,505	\$77,696
00118	REC - SPECIAL EVENTS	Revenue:	\$0	\$0	\$0
		Expense:	\$67,500	\$60,600	\$61,000
00119	REC - BOX LUNCH REVUE	Revenue:	\$10,000	\$0	\$0
		Expense:	\$8,700	\$3,957	\$0
00121	REC - YORKFEST	Revenue:	\$45,000	\$20,072	\$0
		Expense:	\$38,750	\$6,024	\$0
00122	REC - STREET FAIR	Revenue:	\$57,000	\$26,406	\$0
		Expense:	\$15,600	\$11,104	\$0
00123	REC - YORK BIKE NIGHT	Revenue:	\$32,500	\$5,800	\$0
		Expense:	\$19,750	\$270	\$0
00124	REC - FIRST NIGHT YORK	Revenue:	\$7,500	\$0	\$0
		Expense:	\$7,500	\$219	\$0
00182	A TASTE OF YORK	Revenue:	\$35,000	\$26,500	\$26,500
		Expense:	\$26,500	\$24,755	\$26,500
00246	LABOR DAY EVENT	Revenue:	\$8,000	\$8,000	\$8,000
		Expense:	\$8,000	\$8,000	\$8,000
00252	KIDS HOOKED ON FISHING	Revenue:	\$0	\$59	\$0
		Expense:	\$0	\$0	\$0
00321	MEMORIAL PARK PROJECT	Revenue:	\$0	\$0	\$0
		Expense:	\$0	\$560	\$0
00331	MEMORIAL PARK SOFTBALL FIELD	Revenue:	\$125,000	\$0	\$125,000
		Expense:	\$125,000	\$125,000	\$125,000
00336	KIWANIS LAKE AREA COMPLEX	Revenue:	\$100,000	\$0	\$0
		Expense:	\$100,000	\$0	\$0
10171	THACKSTON PARK	Revenue:	\$0	\$0	\$100,000
		Expense:	\$0	\$0	\$100,000
Total Revenue:			\$2,043,299	\$1,554,470	\$2,066,501
Total Expense:			\$1,873,426	\$1,736,936	\$1,909,588

Recreation/Parks

Position Title	Union	2018 FTE Approved	2018 Wages	2019 FTE Requested	2019 Wages	FTE Increase/ (Decrease)	Wages Increase/ (Decrease)
Parks/Recreation and Sanitation Superintendent	NAFF	1	\$73,291	1	\$75,124	0	\$1,832
Recreation Program Specialist	NAFF	1	\$51,000	1	\$52,275	0	\$1,275
Forestry Crew Leader	TEAM	1	\$47,611	1	\$47,611	0	\$0
Equipment Operator II	TEAM	6	\$268,195	6	\$268,195	0	\$0
Parks Utility Technician	TEAM	2	\$89,398	2	\$89,398	0	\$0
Laborer	TEAM	1	\$42,058	1	\$42,058	0	\$0
Seasonal Athletics Staff	NAFF		\$14,000		\$15,000		\$1,000
Seasonal Playground Program Staff	NAFF		\$44,000		\$47,000		\$3,000
Total		12	\$629,554	12	\$636,661	0	\$7,107

Employee Totals	
NAFF	2
Full Time	2
TEAM	10
Full Time	10
Total	12

Fund Totals	
10 - General	\$37,562
20 - Recreation	\$599,099
Total	\$636,661

-\$37,562 50% of Parks/Recreation and Sanitation Superintendent to 10-424
\$8,965 25% of Secretary from 10-420

\$608,064

ICE RINK

Revenue Total		Expense Total	
Total Adj. Budget:	\$927,663	Total Adj. Budget:	\$861,370
Total Projected:	\$950,771	Total Projected:	\$792,214
Total Requested:	\$1,003,375	Total Requested:	\$916,296

Account #	Account Description	2018 Adjusted Budget	2018 Projected Year End	2019 Budget Request
REVENUE				
65-426-37080-00000	MISCELLANEOUS	\$15,351	\$4,900	\$6,375
COST CENTER TOTAL (NONE):		\$15,351	\$4,900	\$6,375
65-426-35000-04000	CHARGE FOR SERVICES	\$63,250	\$93,670	\$90,000
COST CENTER TOTAL (IR-PUBLIC SKATING ADMISSIONS):		\$63,250	\$93,670	\$90,000
65-426-35000-04001	CHARGE FOR SERVICES	\$68,100	\$71,495	\$87,000
COST CENTER TOTAL (IR-ADULT HOCKEY REVENUE):		\$68,100	\$71,495	\$87,000
65-426-35000-04010	CHARGE FOR SERVICES	\$15,000	\$20,620	\$36,000
COST CENTER TOTAL (IR-YOUTH HOCKEY REVENUE):		\$15,000	\$20,620	\$36,000
65-426-35000-04020	CHARGE FOR SERVICES	\$61,500	\$34,674	\$36,000
COST CENTER TOTAL (IR-LEARN TO SKATE REVENUE):		\$61,500	\$34,674	\$36,000
65-426-35000-04030	CHARGE FOR SERVICES	\$3,800	\$5,140	\$5,000
COST CENTER TOTAL (IR-LEARN TO PLAY HOCKEY REVENUE):		\$3,800	\$5,140	\$5,000
65-426-35000-04040	CHARGE FOR SERVICES	\$409,000	\$302,376	\$405,000
COST CENTER TOTAL (IR-CONTRACT ICE REVENUE):		\$409,000	\$302,376	\$405,000
65-426-35000-04048	CHARGE FOR SERVICES	\$375	\$530	\$0
COST CENTER TOTAL (IR-HOCKEY EQUIPMENT RENTAL):		\$375	\$530	\$0
65-426-35000-04050	CHARGE FOR SERVICES	\$19,600	\$34,000	\$34,000
COST CENTER TOTAL (IR-DROP IN HOCKEY):		\$19,600	\$34,000	\$34,000
65-426-35000-04051	CHARGE FOR SERVICES	\$23,200	\$44,140	\$35,000

ICE RINK

Revenue Total		Expense Total	
Total Adj. Budget:	\$927,663	Total Adj. Budget:	\$861,370
Total Projected:	\$950,771	Total Projected:	\$792,214
Total Requested:	\$1,003,375	Total Requested:	\$916,296

Account #	Account Description	2018 Adjusted Budget	2018 Projected Year End	2019 Budget Request
COST CENTER TOTAL (IR-FIGURE SKATING REVENUE):		\$23,200	\$44,140	\$35,000
65-426-35000-04052	CHARGE FOR SERVICES	\$900	\$0	\$0
COST CENTER TOTAL (IR-PRIVATE LESSONS REVENUE):		\$900	\$0	\$0
65-426-35000-04054	CHARGE FOR SERVICES	\$56,000	\$7,550	\$30,000
COST CENTER TOTAL (IR-SPONSORSHIP REVENUE):		\$56,000	\$7,550	\$30,000
65-426-35000-04056	CHARGE FOR SERVICES	\$5,400	\$2,140	\$8,000
COST CENTER TOTAL (IR-BIRTHDAY PARTY REVENUE):		\$5,400	\$2,140	\$8,000
65-426-35000-04058	CHARGE FOR SERVICES	\$6,000	\$1,520	\$5,000
COST CENTER TOTAL (IR-VENDING REVENUE):		\$6,000	\$1,520	\$5,000
65-426-35000-04059	CHARGE FOR SERVICES	\$6,100	\$5,550	\$8,000
COST CENTER TOTAL (IR-ROOM RENTAL):		\$6,100	\$5,550	\$8,000
65-426-35000-04060	CHARGE FOR SERVICES	\$15,100	\$21,600	\$21,000
COST CENTER TOTAL (IR-SKATE RENTAL):		\$15,100	\$21,600	\$21,000
65-426-35000-04061	CHARGE FOR SERVICES	\$12,000	\$5,840	\$6,000
COST CENTER TOTAL (IR-ATHLETE PERFORMANCE CTR RENT):		\$12,000	\$5,840	\$6,000
65-426-35000-04062	CHARGE FOR SERVICES	\$86,000	\$166,066	\$64,000
COST CENTER TOTAL (IR-HOCKEY TOURNAMENT REVENUE):		\$86,000	\$166,066	\$64,000
65-426-35000-04063	CHARGE FOR SERVICES	\$1,500	\$160	\$1,000
COST CENTER TOTAL (IR-GROUP ADMISSION):		\$1,500	\$160	\$1,000
65-426-35000-04066	CHARGE FOR SERVICES	\$20,154	\$52,806	\$45,000

ICE RINK

Revenue Total		Expense Total	
Total Adj. Budget:	\$927,663	Total Adj. Budget:	\$861,370
Total Projected:	\$950,771	Total Projected:	\$792,214
Total Requested:	\$1,003,375	Total Requested:	\$916,296

Account #	Account Description	2018 Adjusted Budget	2018 Projected Year End	2019 Budget Request
COST CENTER TOTAL (IR-SKIPJACKS RENT):		\$20,154	\$52,806	\$45,000
65-426-35000-04800	CHARGE FOR SERVICES	\$29,900	\$18,606	\$24,000
COST CENTER TOTAL (IR-CONCESSIONS REVENUE):		\$29,900	\$18,606	\$24,000
65-426-35000-04903	CHARGE FOR SERVICES	\$9,000	\$57,388	\$57,000
COST CENTER TOTAL (ICE RINK-PRO SHOP RENT):		\$9,000	\$57,388	\$57,000
65-426-33000-04999	INTEREST	\$433	\$0	\$0
COST CENTER TOTAL (IR-INTEREST INCOME):		\$433	\$0	\$0
FUND TOTAL (ICE RINK):		\$927,663	\$950,771	\$1,003,375
REVENUE TOTAL:		\$927,663	\$950,771	\$1,003,375
EXPENDITURES				
20-426-40030-00109	OVERTIME	\$0		\$0
COST CENTER TOTAL (REC - SKATE RENTAL):		\$0		\$0
FUND TOTAL (RECREATION):		\$0		\$0
65-426-44190-00000	BUILDING REPAIR SERVICE	\$0	\$25,000	\$25,000
COST CENTER TOTAL (NONE):		\$0	\$25,000	\$25,000
65-426-40000-06000	PAYROLL	\$295,000	\$294,000	\$290,000
COST CENTER TOTAL (IR-PAYROLL):		\$295,000	\$294,000	\$290,000
65-426-43000-06120	SPECIAL ITEMS	\$5,500	\$4,301	\$6,100
COST CENTER TOTAL (IR-BANK SERVICE CHARGES):		\$5,500	\$4,301	\$6,100
65-426-43000-06130	SPECIAL ITEMS	\$35,000	\$30,000	\$35,000
COST CENTER TOTAL (IR-CASH DISCOUNTS):		\$35,000	\$30,000	\$35,000
65-426-43000-06150	SPECIAL ITEMS	\$10,000	\$0	\$12,000
COST CENTER TOTAL (IR-DEPRECIATION EXPENSE):		\$10,000	\$0	\$12,000

ICE RINK

Revenue Total		Expense Total	
Total Adj. Budget:	\$927,663	Total Adj. Budget:	\$861,370
Total Projected:	\$950,771	Total Projected:	\$792,214
Total Requested:	\$1,003,375	Total Requested:	\$916,296

Account #	Account Description	2018 Adjusted Budget	2018 Projected Year End	2019 Budget Request
65-426-43000-06160	SPECIAL ITEMS	\$1,600	\$2,345	\$2,500
COST CENTER TOTAL (IR-DUES AND SUBSCRIPTIONS):		\$1,600	\$2,345	\$2,500
65-426-44000-06170	CONTRACTUAL SERVICES	\$7,300	\$7,300	\$7,300
65-426-44400-06170	OTHER CONTRACTUAL SERVICES	\$0	\$22,348	\$48,896
COST CENTER TOTAL (IR-EQUIPMENT RENTAL):		\$7,300	\$29,648	\$56,196
65-426-44000-06180	CONTRACTUAL SERVICES	\$64,770	\$64,770	\$68,000
COST CENTER TOTAL (IR-INSURANCE):		\$64,770	\$64,770	\$68,000
65-426-43000-06200	SPECIAL ITEMS	\$0	\$5,000	\$6,000
COST CENTER TOTAL (IR-INTEREST EXPENSE):		\$0	\$5,000	\$6,000
65-426-43000-06230	SPECIAL ITEMS	\$4,000	\$0	\$1,000
COST CENTER TOTAL (IR-LICENSES AND PERMITS):		\$4,000	\$0	\$1,000
65-426-44000-06250	CONTRACTUAL SERVICES	\$700	\$0	\$500
COST CENTER TOTAL (IR-POSTAGE AND DELIVERY):		\$700	\$0	\$500
65-426-44000-06260	CONTRACTUAL SERVICES	\$4,500	\$1,500	\$2,500
COST CENTER TOTAL (IR-PRINTING AND REPRODUCTION):		\$4,500	\$1,500	\$2,500
65-426-44000-06261	CONTRACTUAL SERVICES	\$27,000	\$5,450	\$22,000
COST CENTER TOTAL (IR-ADVERTISING):		\$27,000	\$5,450	\$22,000
65-426-42000-06270	PROFESSIONAL SERVICES	\$50,000	\$50,000	\$50,000
COST CENTER TOTAL (IR-PROFESSIONAL FEES):		\$50,000	\$50,000	\$50,000
65-426-44000-06300	CONTRACTUAL SERVICES	\$68,000	\$0	\$0
COST CENTER TOTAL (IR-REPAIRS):		\$68,000	\$0	\$0
65-426-44000-06340	CONTRACTUAL SERVICES	\$10,000	\$5,000	\$8,000

ICE RINK

Revenue Total		Expense Total	
Total Adj. Budget:	\$927,663	Total Adj. Budget:	\$861,370
Total Projected:	\$950,771	Total Projected:	\$792,214
Total Requested:	\$1,003,375	Total Requested:	\$916,296

Account #	Account Description	2018 Adjusted Budget	2018 Projected Year End	2019 Budget Request
COST CENTER TOTAL (IR-TELEPHONE):		\$10,000	\$5,000	\$8,000
65-426-44000-06345	CONTRACTUAL SERVICES	\$6,000	\$1,000	\$3,000
COST CENTER TOTAL (IR-INTERNET):		\$6,000	\$1,000	\$3,000
65-426-43000-06350	SPECIAL ITEMS	\$500	\$0	\$1,000
COST CENTER TOTAL (IR-TRAVEL AND ENTERTAINMENT):		\$500	\$0	\$1,000
65-426-44000-06390	CONTRACTUAL SERVICES	\$200,000	\$216,113	\$255,000
COST CENTER TOTAL (IR-UTILITIES):		\$200,000	\$216,113	\$255,000
65-426-41000-06560	FRINGE BENEFITS	\$30,000	\$27,137	\$30,000
COST CENTER TOTAL (IR-PAYROLL EXPENSES):		\$30,000	\$27,137	\$30,000
65-426-45000-06700	SUPPLIES AND MATERIALS	\$31,500	\$21,500	\$32,500
COST CENTER TOTAL (IR-SUPPLIES):		\$31,500	\$21,500	\$32,500
65-426-45000-06999	SUPPLIES AND MATERIALS	\$10,000	\$9,450	\$10,000
COST CENTER TOTAL (IR-COST OF GOODS SOLD):		\$10,000	\$9,450	\$10,000
FUND TOTAL (ICE RINK):		\$861,370	\$792,214	\$916,296
EXPENSE TOTAL:		\$861,370	\$792,214	\$916,296

ICE RINK

Comment Report

Account #	Requested	Comment
65-426-35000-04000	\$90,000	skating admissions
65-426-35000-04001	\$87,000	Adult Hockey
65-426-35000-04010	\$36,000	Youth Hockey
65-426-35000-04020	\$36,000	Learn to Skate Revenue
65-426-35000-04030	\$5,000	Learn to Play Hockey Revenue
65-426-35000-04040	\$405,000	Contract Ice Revenue
65-426-35000-04050	\$34,000	Drop in Hockey
65-426-35000-04051	\$35,000	Figure Skating
65-426-35000-04054	\$30,000	sponsorship revenue
65-426-35000-04056	\$8,000	Birthday party revenue
65-426-35000-04058	\$5,000	vending revenue
65-426-35000-04059	\$8,000	Room Rental
65-426-35000-04060	\$21,000	Skate rental
65-426-35000-04061	\$6,000	other revenue
65-426-35000-04062	\$64,000	Hockey Tournament revenue
65-426-35000-04063	\$1,000	group admission
65-426-35000-04066	\$45,000	Skipjacks revenue
65-426-35000-04800	\$24,000	Concessions
65-426-35000-04903	\$57,000	Concessions revenue
65-426-37080-00000	\$6,375	miscellaneous
Revenue Total:	\$1,003,375	
65-426-40000-06000	\$290,000	Salary and Wages
65-426-41000-06560	\$30,000	Fringe Benefits
65-426-42000-06270	\$50,000	Management Fee
65-426-43000-06120	\$6,100	Bank Service Charge & Finance Charges
65-426-43000-06130	\$35,000	Cash Discounts
65-426-43000-06150	\$12,000	Depreciation
65-426-43000-06160	\$2,500	Dues and Subscriptions
65-426-43000-06200	\$6,000	Equipment rental

ICE RINK

Comment Report

Account #	Requested	Comment
65-426-43000-06230	\$1,000	License and Permits
65-426-43000-06350	\$1,000	Travel and Entertainment
65-426-44000-06170	\$7,300	Lease Payments
65-426-44000-06180	\$68,000	Insurance
65-426-44000-06250	\$500	postage
65-426-44000-06260	\$2,500	Printing
65-426-44000-06261	\$22,000	Advertising & Marketing
65-426-44000-06340	\$8,000	Telephone
65-426-44000-06345	\$3,000	Internet
65-426-44000-06390	\$255,000	Utilities
65-426-44190-00000	\$25,000	Condenser
65-426-44400-06170	\$48,896	Lease payment for Tenton AC Condensers (2) 26546.00
65-426-45000-06700	\$32,500	Supplies and Materials &
65-426-45000-06999	\$10,000	Supplies and Materials
Expense Total:	\$916,296	

ICE RINK

Fund Total Report

Fund	Fund Description		2018 Adjusted Budget	2018 Projected Year End	2019 Budget Request
20	RECREATION	Revenue:	\$0	\$0	\$0
		Expense:	\$0		\$0
65	ICE RINK	Revenue:	\$927,663	\$950,771	\$1,003,375
		Expense:	\$861,370	\$792,214	\$916,296
		Total Revenue:	\$927,663	\$950,771	\$1,003,375
		Total Expense:	\$861,370	\$792,214	\$916,296

ICE RINK

Cost Center Total Report

Cost Center	Cost Center Description		2018 Adjusted Budget	2018 Projected Year End	2019 Budget Request
00000	NONE	Revenue:	\$15,351	\$4,900	\$6,375
		Expense:	\$0	\$25,000	\$25,000
00109	REC - SKATE RENTAL	Revenue:	\$0	\$0	\$0
		Expense:	\$0		\$0
04000	IR-PUBLIC SKATING ADMISSIONS	Revenue:	\$63,250	\$93,670	\$90,000
		Expense:	\$0	\$0	\$0
04001	IR-ADULT HOCKEY REVENUE	Revenue:	\$68,100	\$71,495	\$87,000
		Expense:	\$0	\$0	\$0
04010	IR-YOUTH HOCKEY REVENUE	Revenue:	\$15,000	\$20,620	\$36,000
		Expense:	\$0	\$0	\$0
04020	IR-LEARN TO SKATE REVENUE	Revenue:	\$61,500	\$34,674	\$36,000
		Expense:	\$0	\$0	\$0
04030	IR-LEARN TO PLAY HOCKEY REVENUE	Revenue:	\$3,800	\$5,140	\$5,000
		Expense:	\$0	\$0	\$0
04040	IR-CONTRACT ICE REVENUE	Revenue:	\$409,000	\$302,376	\$405,000
		Expense:	\$0	\$0	\$0
04048	IR-HOCKEY EQUIPMENT RENTAL	Revenue:	\$375	\$530	\$0
		Expense:	\$0	\$0	\$0
04050	IR-DROP IN HOCKEY	Revenue:	\$19,600	\$34,000	\$34,000
		Expense:	\$0	\$0	\$0
04051	IR-FIGURE SKATING REVENUE	Revenue:	\$23,200	\$44,140	\$35,000
		Expense:	\$0	\$0	\$0
04052	IR-PRIVATE LESSONS REVENUE	Revenue:	\$900	\$0	\$0
		Expense:	\$0	\$0	\$0
04054	IR-SPONSORSHIP REVENUE	Revenue:	\$56,000	\$7,550	\$30,000
		Expense:	\$0	\$0	\$0
04056	IR-BIRTHDAY PARTY REVENUE	Revenue:	\$5,400	\$2,140	\$8,000
		Expense:	\$0	\$0	\$0
04058	IR-VENDING REVENUE	Revenue:	\$6,000	\$1,520	\$5,000
		Expense:	\$0	\$0	\$0
04059	IR-ROOM RENTAL	Revenue:	\$6,100	\$5,550	\$8,000
		Expense:	\$0	\$0	\$0
04060	IR-SKATE RENTAL	Revenue:	\$15,100	\$21,600	\$21,000
		Expense:	\$0	\$0	\$0
04061	IR-ATHLETE PERFORMANCE CTR RENT	Revenue:	\$12,000	\$5,840	\$6,000
		Expense:	\$0	\$0	\$0
04062	IR-HOCKEY TOURNAMENT REVENUE	Revenue:	\$86,000	\$166,066	\$64,000
		Expense:	\$0	\$0	\$0
04063	IR-GROUP ADMISSION	Revenue:	\$1,500	\$160	\$1,000
		Expense:	\$0	\$0	\$0
04066	IR-SKIPJACKS RENT	Revenue:	\$20,154	\$52,806	\$45,000
		Expense:	\$0	\$0	\$0
04800	IR-CONCESSIONS REVENUE	Revenue:	\$29,900	\$18,606	\$24,000
		Expense:	\$0	\$0	\$0

04903	ICE RINK-PRO SHOP RENT	Revenue:	\$9,000	\$57,388	\$57,000
		Expense:	\$0	\$0	\$0
04999	IR-INTEREST INCOME	Revenue:	\$433	\$0	\$0
		Expense:	\$0	\$0	\$0
06000	IR-PAYROLL	Revenue:	\$0	\$0	\$0
		Expense:	\$295,000	\$294,000	\$290,000
06120	IR-BANK SERVICE CHARGES	Revenue:	\$0	\$0	\$0
		Expense:	\$5,500	\$4,301	\$6,100
06130	IR-CASH DISCOUNTS	Revenue:	\$0	\$0	\$0
		Expense:	\$35,000	\$30,000	\$35,000
06150	IR-DEPRECIATION EXPENSE	Revenue:	\$0	\$0	\$0
		Expense:	\$10,000	\$0	\$12,000
06160	IR-DUES AND SUBSCRIPTIONS	Revenue:	\$0	\$0	\$0
		Expense:	\$1,600	\$2,345	\$2,500
06170	IR-EQUIPMENT RENTAL	Revenue:	\$0	\$0	\$0
		Expense:	\$7,300	\$29,648	\$56,196
06180	IR-INSURANCE	Revenue:	\$0	\$0	\$0
		Expense:	\$64,770	\$64,770	\$68,000
06200	IR-INTEREST EXPENSE	Revenue:	\$0	\$0	\$0
		Expense:	\$0	\$5,000	\$6,000
06230	IR-LICENSES AND PERMITS	Revenue:	\$0	\$0	\$0
		Expense:	\$4,000	\$0	\$1,000
06250	IR-POSTAGE AND DELIVERY	Revenue:	\$0	\$0	\$0
		Expense:	\$700	\$0	\$500
06260	IR-PRINTING AND REPRODUCTION	Revenue:	\$0	\$0	\$0
		Expense:	\$4,500	\$1,500	\$2,500
06261	IR-ADVERTISING	Revenue:	\$0	\$0	\$0
		Expense:	\$27,000	\$5,450	\$22,000
06270	IR-PROFESSIONAL FEES	Revenue:	\$0	\$0	\$0
		Expense:	\$50,000	\$50,000	\$50,000
06300	IR-REPAIRS	Revenue:	\$0	\$0	\$0
		Expense:	\$68,000	\$0	\$0
06340	IR-TELEPHONE	Revenue:	\$0	\$0	\$0
		Expense:	\$10,000	\$5,000	\$8,000
06345	IR-INTERNET	Revenue:	\$0	\$0	\$0
		Expense:	\$6,000	\$1,000	\$3,000
06350	IR-TRAVEL AND ENTERTAINMENT	Revenue:	\$0	\$0	\$0
		Expense:	\$500	\$0	\$1,000
06390	IR-UTILITIES	Revenue:	\$0	\$0	\$0
		Expense:	\$200,000	\$216,113	\$255,000
06560	IR-PAYROLL EXPENSES	Revenue:	\$0	\$0	\$0
		Expense:	\$30,000	\$27,137	\$30,000
06700	IR-SUPPLIES	Revenue:	\$0	\$0	\$0
		Expense:	\$31,500	\$21,500	\$32,500
06999	IR-COST OF GOODS SOLD	Revenue:	\$0	\$0	\$0
		Expense:	\$10,000	\$9,450	\$10,000

Total Revenue:	\$927,663	\$950,771	\$1,003,375
Total Expense:	\$861,370	\$792,214	\$916,296

WWTP

Revenue Total		Expense Total	
Total Adj. Budget:	\$23,000	Total Adj. Budget:	\$7,165,470
Total Projected:	\$45,408	Total Projected:	\$8,106,420
Total Requested:	\$29,096	Total Requested:	\$7,308,469

Account #	Account Description	2018 Adjusted Budget	2018 Projected Year End	2019 Budget Request
REVENUE				
61-440-31250-00000	SEWAGE PERMITS	\$7,000	\$11,810	\$7,000
61-440-37080-00000	MISCELLANEOUS	\$0	\$4,393	\$0
61-440-37151-00000	ELECTRIC-DEMAND RESPONSE	\$0	\$7,109	\$0
61-440-39080-00000	EXPENSE REIMBURSEMENTS - OTHE	\$1,000	\$0	\$0
COST CENTER TOTAL (NONE):		\$8,000	\$23,312	\$7,000
61-440-37155-00002	OSTARA-PHOSPHORUS RECOVERY	\$5,000	\$0	\$0
COST CENTER TOTAL (SLUDGE DISPOSAL):		\$5,000	\$0	\$0
61-440-37151-00003	ELECTRIC-DEMAND RESPONSE	\$10,000	\$22,096	\$22,096
COST CENTER TOTAL (COGENERATION):		\$10,000	\$22,096	\$22,096
FUND TOTAL (IMSF):		\$23,000	\$45,408	\$29,096
REVENUE TOTAL:		\$23,000	\$45,408	\$29,096
EXPENDITURES				
61-440-40010-00000	SALARIES/WAGES	\$1,619,333	\$1,226,447	\$1,616,964
61-440-40030-00000	OVERTIME	\$150,000	\$331,850	\$200,000
61-440-40040-00000	SHIFT DIFFERENTIAL	\$10,000	\$12,426	\$14,000
61-440-40050-00000	VACATION	\$0	\$83,859	\$0
61-440-40060-00000	HOLIDAY	\$0	\$40,092	\$0
61-440-40070-00000	SICK	\$0	\$69,901	\$0
61-440-40080-00000	BEREAVEMENT	\$0	\$2,764	\$0
61-440-40110-00000	CALL BACK	\$1,000	\$7,791	\$8,500
61-440-40170-00000	UNION ACTIVITIES	\$0	\$11	\$0
61-440-40180-00000	JURY DUTY	\$0	\$168	\$0
61-440-41010-00000	FICA	\$147,670	\$135,064	\$138,998
61-440-41120-00000	LAUNDRY CLEANING	\$20,000	\$20,000	\$20,000
61-440-41130-00000	CLOTHING/SHOES/UNIFORMS/EQUI	\$7,500	\$7,500	\$7,500
61-440-41140-00000	TUITION REIMBURSEMENT	\$1,000	\$1,000	\$1,000
61-440-42010-00000	ARCHITECT/ENGINEER/CONSULTA	\$125,000	\$29,992	\$125,000
61-440-42070-00000	OTHER PROFESSIONAL SERVICES	\$100,000	\$100,000	\$100,000
61-440-43010-00000	TRAVEL	\$3,000	\$3,000	\$3,000
61-440-43020-00000	TRAINING	\$15,000	\$15,000	\$15,000
61-440-43140-00000	LOAN REPAYMENTS	\$165,704	\$244,611	\$165,704
61-440-43150-00000	INTERFUND TRANSFER	\$20,580	\$20,580	\$20,580
61-440-43190-00000	CENTRAL SERVICES ALLOCATIONS	\$97,551	\$97,551	\$94,167
61-440-43191-00000	INFO SERVICES ALLOCATIONS	\$92,407	\$92,407	\$92,415
61-440-43192-00000	HUMAN RESOURCES ALLOCATIONS	\$42,094	\$42,094	\$43,060
61-440-43193-00000	INSURANCE ALLOCATIONS	\$1,009,990	\$1,009,990	\$1,148,121
61-440-43194-00000	BUSINESS ADMIN ALLOCATIONS	\$246,267	\$246,267	\$274,261
61-440-44010-00000	POSTAGE/SHIPPING	\$20,000	\$20,000	\$20,000
61-440-44020-00000	PRINTING/BINDING	\$100	\$100	\$100

WWTP

Revenue Total		Expense Total	
Total Adj. Budget:	\$23,000	Total Adj. Budget:	\$7,165,470
Total Projected:	\$45,408	Total Projected:	\$8,106,420
Total Requested:	\$29,096	Total Requested:	\$7,308,469

Account #	Account Description	2018 Adjusted Budget	2018 Projected Year End	2019 Budget Request
61-440-44030-00000	ASSOCIATION DUES/CONFERENCES	\$2,000	\$2,000	\$2,000
61-440-44040-00000	ADVERTISING	\$500	\$500	\$500
61-440-44180-00000	VEHICLE/EQUIPMENT RENTAL	\$7,000	\$7,000	\$7,000
61-440-44190-00000	BUILDING REPAIR SERVICE	\$160,000	\$160,000	\$130,000
61-440-44200-00000	VEHICLE REPAIR SERVICE	\$10,000	\$10,000	\$5,000
61-440-44210-00000	OTHER REPAIR SERVICE	\$100,000	\$100,000	\$100,000
61-440-44230-00000	LABORATORY FEES	\$66,000	\$66,000	\$50,000
61-440-44260-00000	REFUSE DISPOSAL	\$800	\$800	\$800
61-440-44270-00000	COUNTY LANDFILL	\$20,000	\$20,000	\$20,000
61-440-44310-00000	RADIO COMMUNICATIONS	\$5,000	\$5,000	\$5,000
61-440-44360-00000	GENERAL LIABILITY INSURANCE	\$21,000	\$5,006	\$0
61-440-44400-00000	OTHER CONTRACTUAL SERVICES	\$600,000	\$1,400,000	\$800,000
61-440-44411-00000	WWTP PROCESS IMPROVEMENTS	\$250,000	\$250,000	\$250,000
61-440-45020-00000	OFFICE/DATA PROCESSING	\$5,000	\$5,000	\$0
61-440-45030-00000	HORTICULTURAL SUPPLIES/MATE	\$5,000	\$5,000	\$2,500
61-440-45040-00000	ELECTRICAL SUPPLIES	\$75,000	\$75,000	\$75,000
61-440-45060-00000	PAINT & SUPPLIES	\$1,000	\$1,000	\$200
61-440-45090-00000	BOOKS/SUBSCRIPTIONS	\$2,000	\$1,755	\$0
61-440-45100-00000	PLUMBING SUPPLIES	\$15,000	\$15,000	\$5,000
61-440-45110-00000	MEDICAL SUPPLIES	\$750	\$750	\$750
61-440-45120-00000	VEHICLE PARTS/ACCESSORIES	\$12,500	\$12,500	\$7,000
61-440-45130-00000	VEHICLE FUELS	\$12,500	\$12,500	\$8,000
61-440-45140-00000	LUMBER/HARDWARE/BLDG ALTER	\$5,000	\$526	\$2,000
61-440-45150-00000	STREET/HIGHWAY MATERIAL	\$8,000	\$8,000	\$4,000
61-440-45160-00000	SIGNS	\$3,000	\$3,000	\$500
61-440-45170-00000	TOOLS	\$2,500	\$2,643	\$2,000
61-440-45200-00000	CEMENT/CONCRETE/STONE	\$750	\$750	\$750
61-440-45210-00000	CHEMICALS	\$100,000	\$100,000	\$100,000
61-440-45260-00000	LABORATORY SUPPLIES	\$40,000	\$40,000	\$40,000
61-440-45280-00000	MACHINERY SUPPLIES	\$300,000	\$300,000	\$375,000
61-440-45300-00000	OTHER SUPPLIES/MATERIALS	\$50,000	\$50,000	\$50,000
61-440-45310-00000	COPIER/FAX SUPPLIES	\$1,000	\$1,000	\$1,000
61-440-46100-00000	VEHICLES	\$8,000	\$8,000	\$0
61-440-46101-00000	VEHICLE/LEASE PURCHASE	\$20,200	\$20,200	\$12,600
61-440-46120-00000	DATA PROCESSING EQUIPMENT	\$30,000	\$30,000	\$30,000
61-440-46121-00000	CAPITAL - DP SOFTWARE	\$150,000	\$150,000	\$150,000
61-440-46140-00000	LABORATORY EQUIPMENT	\$60,000	\$60,000	\$30,000
61-440-46150-00000	PARKS/RECREATION EQUIPMENT	\$1,000	\$1,000	\$1,000
61-440-46160-00000	SHOP MACHINERY EQUIPMENT	\$1,000	\$1,000	\$1,000
61-440-46170-00000	OTHER CAPITAL EQUIPMENT	\$30,000	\$30,000	\$15,000
COST CENTER TOTAL (NONE):		\$6,075,697	\$6,821,395	\$6,391,969
61-440-42010-00001	ARCHITECT/ENGINEER/CONSULTA	\$100,000	\$100,000	\$75,000
COST CENTER TOTAL (WESTINGHOUSE):		\$100,000	\$100,000	\$75,000
61-440-40010-00002	SALARIES/WAGES	\$47,604	\$0	\$0

WWTP

Revenue Total		Expense Total	
Total Adj. Budget:	\$23,000	Total Adj. Budget:	\$7,165,470
Total Projected:	\$45,408	Total Projected:	\$8,106,420
Total Requested:	\$29,096	Total Requested:	\$7,308,469

Account #	Account Description	2018 Adjusted Budget	2018 Projected Year End	2019 Budget Request
61-440-40030-00002	OVERTIME	\$10,000	\$0	\$0
61-440-40040-00002	SHIFT DIFFERENTIAL	\$1,500	\$0	\$0
61-440-41010-00002	FICA	\$5,669	\$0	\$0
61-440-41130-00002	CLOTHING/SHOES/UNIFORMS/EQUI	\$2,000	\$2,000	\$0
61-440-44210-00002	OTHER REPAIR SERVICE	\$8,000	\$8,000	\$8,000
61-440-44220-00002	SLUDGE DISPOSAL	\$425,000	\$425,000	\$425,000
61-440-45220-00002	POLYMER	\$185,000	\$445,024	\$185,000
61-440-45280-00002	MACHINERY SUPPLIES	\$100,000	\$100,000	\$75,000
61-440-45300-00002	OTHER SUPPLIES/MATERIALS	\$50,000	\$50,000	\$20,000
COST CENTER TOTAL (SLUDGE DISPOSAL):		\$834,773	\$1,030,024	\$713,000
61-440-44210-00003	OTHER REPAIR SERVICE	\$10,000	\$10,000	\$3,000
61-440-44400-00003	OTHER CONTRACTUAL SERVICES	\$110,000	\$110,000	\$110,000
61-440-45040-00003	ELECTRICAL SUPPLIES	\$5,000	\$5,000	\$500
61-440-45280-00003	MACHINERY SUPPLIES	\$30,000	\$30,000	\$15,000
COST CENTER TOTAL (COGENERATION):		\$155,000	\$155,000	\$128,500
FUND TOTAL (IMSF):		\$7,165,470	\$8,106,420	\$7,308,469
EXPENSE TOTAL:		\$7,165,470	\$8,106,420	\$7,308,469

WWTP

Comment Report

Account #	Requested	Comment
61-440-31250-00000	\$7,000	Sewage Permits
61-440-37151-00003	\$22,096	Electric-Demand Response
Revenue Total:	\$29,096	
61-440-40010-00000	\$1,616,964	2019 Salary Scale
61-440-40030-00000	\$200,000	2019
61-440-40040-00000	\$14,000	2019
61-440-40110-00000	\$8,500	2019
61-440-41010-00000	\$138,998	2019 Salary Scale
61-440-41120-00000	\$20,000	Laundry Cleaning
61-440-41130-00000	\$7,500	Clothes/Shoes/Uniforms
61-440-41140-00000	\$1,000	Tuition Reimbursement
61-440-42010-00000	\$125,000	Architect/Engineer/Consulta
61-440-42010-00001	\$75,000	Architect/Engineer/Consulta-GE
61-440-42070-00000	\$100,000	Other professional services
61-440-43010-00000	\$3,000	travel
61-440-43020-00000	\$15,000	Training-Licensing
61-440-43140-00000	\$165,704	Loan Repayments
61-440-43150-00000	\$20,580	To be recalculated Transfer to General Fund-Fleet for Enterprise Vehicle Leasing
61-440-43190-00000	\$94,167	Calculated: Internal Services
61-440-43191-00000	\$92,415	Calculated: Internal Services
61-440-43192-00000	\$43,060	Calculated: Internal Services
61-440-43193-00000	\$1,148,121	Calculated: Internal Services
61-440-43194-00000	\$274,261	Calculated: Internal Services
61-440-44010-00000	\$20,000	Shipping
61-440-44020-00000	\$100	Printing/Binding
61-440-44030-00000	\$2,000	Association Dues/Conferences
61-440-44040-00000	\$500	Advertising
61-440-44180-00000	\$7,000	Vehicle Equipment Rental
61-440-44190-00000	\$130,000	Building Repair Services

WWTP

Comment Report

Account #	Requested	Comment
61-440-44200-00000	\$5,000	Vehicle Repair Services
61-440-44210-00000	\$100,000	Other repair services
61-440-44210-00002	\$8,000	Other repair services-Sludge Removal
61-440-44210-00003	\$3,000	Other Repair Services-Cogeneration
61-440-44220-00002	\$425,000	Sludge Disposal-Synagro
61-440-44230-00000	\$50,000	Laboratory Fees.
61-440-44260-00000	\$800	Refuse Disposal-York County Waste
61-440-44270-00000	\$20,000	County Landfill-Modern Landfill
61-440-44310-00000	\$5,000	Radio Communications
61-440-44400-00000	\$800,000	Other Contractural Services- This account encompasses all contracts entered into. ex. Control Systems, Rettew, Comcast, Ehrlich etc.
61-440-44400-00003	\$110,000	Other contractural services-cogeneration
61-440-44411-00000	\$250,000	WWTP Process Improvements-Aging equipment, outdated and non existent processes and improvements needing to be made to make sure we stay and exceed EPA/DEP regulations and standard compliance.
61-440-45030-00000	\$2,500	Horticultural Supplies
61-440-45040-00000	\$75,000	Electrical Supplies
61-440-45040-00003	\$500	Electrical Supplies-Cogeneration
61-440-45060-00000	\$200	Paint & Supplies
61-440-45100-00000	\$5,000	Plumbing Supplies
61-440-45110-00000	\$750	Medical Supplies
61-440-45120-00000	\$7,000	Vehicle Parts/Accessories
61-440-45130-00000	\$8,000	Vehicle Fuels
61-440-45140-00000	\$2,000	Lumber/Hardware/Bldg Alter
61-440-45150-00000	\$4,000	Street/Highway Material
61-440-45160-00000	\$500	Signs
61-440-45170-00000	\$2,000	Electric jackhammer. Aging tools and some broken tools.
61-440-45200-00000	\$750	Cement/Concrete/Stone
61-440-45210-00000	\$100,000	Chemicals
61-440-45220-00002	\$185,000	Polymer

WWTP

Comment Report

Account #	Requested	Comment
61-440-45260-00000	\$40,000	Laboratory Supplies
61-440-45280-00000	\$375,000	EIM's - Automated Controllers for gates in Tran area. Aged and broken. approx cost 7,000.00/ea and 10 needed.
61-440-45280-00002	\$75,000	Machinery Supplies-Sludge Disposal
61-440-45280-00003	\$15,000	Machinery Supplies-Cogeneration
61-440-45300-00000	\$50,000	Other Supplies/materials
61-440-45300-00002	\$20,000	Other supplies/materials-Sludge Removal
61-440-45310-00000	\$1,000	Copier/Fax Supplies
61-440-46101-00000	\$12,600	Continue Payments.
61-440-46120-00000	\$30,000	Data Processing Equipment
61-440-46121-00000	\$150,000	Capital-DP Software
61-440-46140-00000	\$30,000	Laboratory Equipment
61-440-46150-00000	\$1,000	Parks/Recreation equipment
61-440-46160-00000	\$1,000	Shop machinery equipment
61-440-46170-00000	\$15,000	Other capital equipment
Expense Total:	\$7,308,469	

WWTP

Fund Total Report

Fund	Fund Description		2018 Adjusted Budget	2018 Projected Year End	2019 Budget Request
61	IMSF	Revenue:	\$23,000	\$45,408	\$29,096
		Expense:	\$7,165,470	\$8,106,420	\$7,308,469
		Total Revenue:	\$23,000	\$45,408	\$29,096
		Total Expense:	\$7,165,470	\$8,106,420	\$7,308,469

WWTP

Cost Center Total Report

Cost Center	Cost Center Description		2018 Adjusted Budget	2018 Projected Year End	2019 Budget Request
00000	NONE	Revenue:	\$8,000	\$23,312	\$7,000
		Expense:	\$6,075,697	\$6,821,395	\$6,391,969
00001	WESTINGHOUSE	Revenue:	\$0	\$0	\$0
		Expense:	\$100,000	\$100,000	\$75,000
00002	SLUDGE DISPOSAL	Revenue:	\$5,000	\$0	\$0
		Expense:	\$834,773	\$1,030,024	\$713,000
00003	COGENERATION	Revenue:	\$10,000	\$22,096	\$22,096
		Expense:	\$155,000	\$155,000	\$128,500
		Total Revenue:	\$23,000	\$45,408	\$29,096
		Total Expense:	\$7,165,470	\$8,106,420	\$7,308,469

WWTP

Position Title	Union	2018 FTE Approved	2018 Wages	2019 FTE Requested	2019 Wages	FTE Increase/ (Decrease)	Wages Increase/ (Decrease)
Wastewater Treatment Plant General Manager	NAFF	1	\$86,768	1	\$88,937	0	\$2,169
Wastewater Treatment Plant Operations Manager	NAFF	1	\$60,000	1	\$61,500	0	\$1,500
Wastewater Treatment Plant Operations Shift Supervisor	NAFF	3	\$152,338	3	\$156,146	0	\$3,808
Wastewater Treatment Plant Maintenance Plant Operator II	NAFF	1	\$53,061	1	\$54,388	0	\$1,327
Maintenance Mechanic II	TEAM	14	\$681,117	14	\$681,117	0	\$0
Senior Chemist	TEAM	6	\$281,424	6	\$281,424	0	\$0
Chemist	NAFF	1	\$57,564	1	\$59,003	0	\$1,439
Finance Specialist	NAFF	3	\$149,480	3	\$153,217	0	\$3,737
Data Entry Clerk	NAFF	1	\$39,971	1	\$40,970	0	\$999
	YPEA	1	\$40,171	1	\$40,261	0	\$90
Total		32	\$1,601,894	32	\$1,616,964	0	\$15,070

Employee Totals	
NAFF	11
Full Time	11
TEAM	20
Full Time	20
YPEA	1
Full Time	1
Total	32

Fund Totals	
61 - IMSF	\$1,616,964
Total	\$1,616,964

MIPP

Revenue Total		Expense Total	
Total Adj. Budget:	\$505,000	Total Adj. Budget:	\$299,611
Total Projected:	\$505,000	Total Projected:	\$251,537
Total Requested:	\$505,000	Total Requested:	\$259,038

Account #	Account Description	2018 Adjusted Budget	2018 Projected Year End	2019 Budget Request
REVENUE				
61-441-35430-00000	MIPP SAMPLE/ANALYTICAL FEE	\$45,000	\$45,000	\$45,000
61-441-35630-00000	SURCHARGE	\$460,000	\$460,000	\$460,000
COST CENTER TOTAL (NONE):		\$505,000	\$505,000	\$505,000
FUND TOTAL (IMSF):		\$505,000	\$505,000	\$505,000
REVENUE TOTAL:		\$505,000	\$505,000	\$505,000
EXPENDITURES				
61-441-40010-00000	SALARIES/WAGES	\$123,626	\$71,568	\$106,055
61-441-40030-00000	OVERTIME	\$2,500	\$1,915	\$2,500
61-441-40050-00000	VACATION	\$0	\$7,760	\$0
61-441-40060-00000	HOLIDAY	\$0	\$3,462	\$0
61-441-40070-00000	SICK	\$0	\$1,975	\$0
61-441-41010-00000	FICA	\$9,649	\$6,622	\$8,304
61-441-41140-00000	TUITION REIMBURSEMENT	\$1,000	\$1,000	\$1,000
61-441-42010-00000	ARCHITECT/ENGINEER/CONSULTA	\$20,000	\$20,000	\$20,000
61-441-43020-00000	TRAINING	\$2,000	\$2,000	\$2,000
61-441-43190-00000	CENTRAL SERVICES ALLOCATIONS	\$13,674	\$13,674	\$12,679
61-441-43191-00000	INFO SERVICES ALLOCATIONS	\$6,571	\$6,571	\$6,572
61-441-43192-00000	HUMAN RESOURCES ALLOCATIONS	\$2,694	\$2,694	\$2,691
61-441-43193-00000	INSURANCE ALLOCATIONS	\$50,635	\$50,635	\$33,094
61-441-43194-00000	BUSINESS ADMIN ALLOCATIONS	\$15,761	\$15,761	\$17,141
61-441-44010-00000	POSTAGE/SHIPPING	\$500	\$500	\$500
61-441-44030-00000	ASSOCIATION DUES/CONFERENCES	\$750	\$750	\$750
61-441-44040-00000	ADVERTISING	\$1,000	\$1,000	\$1,000
61-441-44190-00000	BUILDING REPAIR SERVICE	\$1,500	\$1,500	\$1,500
61-441-44200-00000	VEHICLE REPAIR SERVICE	\$700	\$700	\$700
61-441-44230-00000	LABORATORY FEES	\$14,000	\$14,000	\$14,000
61-441-44310-00000	RADIO COMMUNICATIONS	\$500	\$500	\$0
61-441-44400-00000	OTHER CONTRACTUAL SERVICES	\$2,500	\$2,500	\$2,500
61-441-45020-00000	OFFICE/DATA PROCESSING	\$4,000	\$4,000	\$0
61-441-45120-00000	VEHICLE PARTS/ACCESSORIES	\$1,000	\$1,000	\$1,000
61-441-45130-00000	VEHICLE FUELS	\$1,750	\$1,750	\$1,750
61-441-45260-00000	LABORATORY SUPPLIES	\$5,000	\$5,000	\$5,000
61-441-45300-00000	OTHER SUPPLIES/MATERIALS	\$700	\$700	\$700
61-441-46101-00000	VEHICLE/LEASE PURCHASE	\$5,600	\$0	\$5,600
61-441-46120-00000	DATA PROCESSING EQUIPMENT	\$7,000	\$7,000	\$7,000
61-441-46140-00000	LABORATORY EQUIPMENT	\$5,000	\$5,000	\$5,000
COST CENTER TOTAL (NONE):		\$299,611	\$251,537	\$259,038
FUND TOTAL (IMSF):		\$299,611	\$251,537	\$259,038
EXPENSE TOTAL:		\$299,611	\$251,537	\$259,038

MIPP

Comment Report

Account #	Requested	Comment
61-441-35430-00000	\$45,000	MIPP Sample/Analysis Fee
61-441-35630-00000	\$460,000	Surcharge
Revenue Total:	\$505,000	
61-441-40010-00000	\$106,055	2019 Salary Scale
61-441-40030-00000	\$2,500	2019
61-441-41010-00000	\$8,304	2019 Salary Scale.
61-441-41140-00000	\$1,000	Tuition reimbursement
61-441-42010-00000	\$20,000	Architect/engineer/consulta
61-441-43020-00000	\$2,000	Training
61-441-43190-00000	\$12,679	Calculated: Internal Services
61-441-43191-00000	\$6,572	Calculated: Internal Services
61-441-43192-00000	\$2,691	Calculated: Internal Services
61-441-43193-00000	\$33,094	Calculated: Internal Services
61-441-43194-00000	\$17,141	Calculated: Internal Services
61-441-44010-00000	\$500	Shipping
61-441-44030-00000	\$750	Association Dues/Conferences
61-441-44040-00000	\$1,000	Advertising
61-441-44190-00000	\$1,500	Building Repair Service
61-441-44200-00000	\$700	Vehicle Repair Services
61-441-44230-00000	\$14,000	Labortory Fees
61-441-44400-00000	\$2,500	Other contractural Services
61-441-45120-00000	\$1,000	Vehicle Parts/Accessories
61-441-45130-00000	\$1,750	Vehicle Fuel
61-441-45260-00000	\$5,000	Labortory Supplies
61-441-45300-00000	\$700	Other Supplies
61-441-46101-00000	\$5,600	Continue Payments
61-441-46120-00000	\$7,000	Data Processing Equipment
61-441-46140-00000	\$5,000	Labortory Equipment

MIPP

Comment Report

Account #	Requested	Comment
Expense Total:	\$259,038	

MIPP

Fund Total Report

Fund	Fund Description		2018 Adjusted Budget	2018 Projected Year End	2019 Budget Request
61	IMSF	Revenue:	\$505,000	\$505,000	\$505,000
		Expense:	\$299,611	\$251,537	\$259,038
		Total Revenue:	\$505,000	\$505,000	\$505,000
		Total Expense:	\$299,611	\$251,537	\$259,038

MIPP

Cost Center Total Report

Cost Center	Cost Center Description		2018 Adjusted Budget	2018 Projected Year End	2019 Budget Request
00000	NONE	Revenue:	\$505,000	\$505,000	\$505,000
		Expense:	\$299,611	\$251,537	\$259,038
		Total Revenue:	\$505,000	\$505,000	\$505,000
		Total Expense:	\$299,611	\$251,537	\$259,038

MIPP

Position Title	Union	2018 FTE Approved	2018 Wages	2019 FTE Requested	2019 Wages	FTE Increase/ (Decrease)	Wages Increase/ (Decrease)
Pretreatment Permit/Compliance Manager	NAFF	1	\$57,771	1	\$59,215	0	\$1,444
Compliance Officer II	NAFF	1	\$45,698	1	\$46,840	0	\$1,142
Total		2	\$103,469	2	\$106,055	0	\$2,587

Employee Totals	
NAFF	2
Full Time	2
Total	2

Fund Totals	
61 - IMSF	\$106,055
Total	\$106,055

SEWER MAINTENANCE

Revenue Total		Expense Total	
Total Adj. Budget:	\$0	Total Adj. Budget:	\$1,828,602
Total Projected:	\$0	Total Projected:	\$1,749,855
Total Requested:	\$0	Total Requested:	\$2,019,295

Account #	Account Description	2018 Adjusted Budget	2018 Projected Year End	2019 Budget Request
EXPENDITURES				
60-442-40010-00000	SALARIES/WAGES	\$304,814	\$246,449	\$324,172
60-442-40030-00000	OVERTIME	\$7,500	\$5,820	\$7,500
60-442-40040-00000	SHIFT DIFFERENTIAL	\$300	\$3	\$100
60-442-40050-00000	VACATION	\$0	\$21,104	\$0
60-442-40060-00000	HOLIDAY	\$0	\$9,893	\$0
60-442-40070-00000	SICK	\$0	\$7,406	\$0
60-442-40080-00000	BEREAVEMENT	\$0	\$549	\$0
60-442-40110-00000	CALL BACK	\$10,000	\$9,607	\$10,500
60-442-41010-00000	FICA	\$24,680	\$23,014	\$25,373
60-442-41120-00000	LAUNDRY CLEANING	\$3,500	\$3,500	\$3,500
60-442-41130-00000	CLOTHING/SHOES/UNIFORMS/EQUI	\$2,000	\$2,000	\$2,000
60-442-42010-00000	ARCHITECT/ENGINEER/CONSULTA	\$30,000	\$30,000	\$30,000
60-442-43020-00000	TRAINING	\$750	\$750	\$5,000
60-442-43150-00000	INTERFUND TRANSFER	\$20,580	\$20,580	\$20,580
60-442-43190-00000	CENTRAL SERVICES ALLOCATIONS	\$28,288	\$28,288	\$28,825
60-442-43191-00000	INFO SERVICES ALLOCATIONS	\$18,071	\$18,071	\$18,072
60-442-43192-00000	HUMAN RESOURCES ALLOCATIONS	\$8,082	\$8,082	\$9,419
60-442-43193-00000	INSURANCE ALLOCATIONS	\$185,289	\$185,289	\$243,044
60-442-43194-00000	BUSINESS ADMIN ALLOCATIONS	\$47,283	\$47,283	\$59,995
60-442-44010-00000	POSTAGE/SHIPPING	\$3,100	\$3,100	\$3,100
60-442-44050-00000	TELEPHONE	\$500	\$500	\$500
60-442-44170-00000	BUILDING RENT	\$21,500	\$21,500	\$21,500
60-442-44190-00000	BUILDING REPAIR SERVICE	\$3,000	\$3,000	\$3,000
60-442-44200-00000	VEHICLE REPAIR SERVICE	\$10,000	\$10,000	\$30,000
60-442-44210-00000	OTHER REPAIR SERVICE	\$2,000	\$2,000	\$2,000
60-442-44310-00000	RADIO COMMUNICATIONS	\$500	\$500	\$0
60-442-44400-00000	OTHER CONTRACTUAL SERVICES	\$1,750	\$1,750	\$1,750
60-442-45020-00000	OFFICE/DATA PROCESSING	\$600	\$600	\$0
60-442-45110-00000	MEDICAL SUPPLIES	\$500	\$500	\$500
60-442-45120-00000	VEHICLE PARTS/ACCESSORIES	\$15,000	\$15,000	\$25,000
60-442-45130-00000	VEHICLE FUELS	\$18,000	\$18,000	\$8,000
60-442-45170-00000	TOOLS	\$150	\$150	\$5,000
60-442-45231-00000	SANITARY SEWER-EMERGENCY RE	\$65,000	\$65,000	\$65,000
60-442-45300-00000	OTHER SUPPLIES/MATERIALS	\$5,000	\$5,000	\$5,000
COST CENTER TOTAL (NONE):		\$837,737	\$814,290	\$958,430
60-442-45120-00004	VEHICLE PARTS/ACCESSORIES	\$15,000	\$15,000	\$15,000
60-442-45210-00004	CHEMICALS	\$2,000	\$2,000	\$2,000
60-442-45230-00004	SANITARY SEWER SUPPLIES	\$15,000	\$15,000	\$15,000
60-442-46101-00004	VEHICLE/LEASE PURCHASE	\$116,765	\$0	\$116,765
60-442-46120-00004	DATA PROCESSING EQUIPMENT	\$1,000	\$1,000	\$1,000
60-442-46121-00004	CAPITAL - DP SOFTWARE	\$1,500	\$1,500	\$1,500
COST CENTER TOTAL (PREVENTATIVE MAINTENANCE):		\$151,265	\$34,500	\$151,265

SEWER MAINTENANCE

Revenue Total		Expense Total	
Total Adj. Budget:	\$0	Total Adj. Budget:	\$1,828,602
Total Projected:	\$0	Total Projected:	\$1,749,855
Total Requested:	\$0	Total Requested:	\$2,019,295

Account #	Account Description	2018 Adjusted Budget	2018 Projected Year End	2019 Budget Request
60-442-44180-00005	VEHICLE/EQUIPMENT RENTAL	\$1,000	\$1,565	\$1,000
60-442-44400-00005	OTHER CONTRACTUAL SERVICES	\$50,000	\$50,000	\$100,000
60-442-45100-00005	PLUMBING SUPPLIES	\$2,000	\$2,000	\$2,000
60-442-45140-00005	LUMBER/HARDWARE/BLDG ALTER	\$200	\$200	\$200
60-442-45150-00005	STREET/HIGHWAY MATERIAL	\$2,500	\$2,500	\$2,500
60-442-45160-00005	SIGNS	\$1,000	\$1,000	\$1,000
60-442-45200-00005	CEMENT/CONCRETE/STONE	\$8,000	\$8,000	\$8,000
60-442-45230-00005	SANITARY SEWER SUPPLIES	\$25,000	\$25,000	\$25,000
60-442-45280-00005	MACHINERY SUPPLIES	\$400	\$400	\$400
60-442-46170-00005	OTHER CAPITAL EQUIPMENT	\$17,500	\$17,500	\$17,500
60-442-47120-00005	CONSTRUCTION	\$500,000	\$500,000	\$500,000
COST CENTER TOTAL (CONSTRUCTION REPAIR WORK):		\$607,600	\$608,165	\$657,600
60-442-42011-00006	ENGINEERING	\$35,000	\$35,000	\$35,000
60-442-44400-00006	OTHER CONTRACTUAL SERVICES	\$50,000	\$50,000	\$50,000
COST CENTER TOTAL (INFLOW INFILTRATION):		\$85,000	\$85,000	\$85,000
60-442-45060-00007	PAINT & SUPPLIES	\$4,000	\$4,000	\$4,000
COST CENTER TOTAL (PA ONE CALLS):		\$4,000	\$4,000	\$4,000
60-442-44410-00141	FLOOD PUMP STATIONS	\$10,000	\$10,000	\$30,000
60-442-45131-00141	STATIONARY ENGINE FUELS	\$3,000	\$3,000	\$3,000
COST CENTER TOTAL (FLOOD PUMPING STATIONS):		\$13,000	\$13,000	\$33,000
FUND TOTAL (SEWER):		\$1,698,602	\$1,558,955	\$1,889,295
61-442-44400-00000	OTHER CONTRACTUAL SERVICES	\$130,000	\$190,900	\$130,000
COST CENTER TOTAL (NONE):		\$130,000	\$190,900	\$130,000
FUND TOTAL (IMSF):		\$130,000	\$190,900	\$130,000
EXPENSE TOTAL:		\$1,828,602	\$1,749,855	\$2,019,295

SEWER MAINTENANCE

Comment Report

Account #	Requested	Comment
60-442-40010-00000	\$324,172	2019 Salary Scale
60-442-40030-00000	\$7,500	2019
60-442-40040-00000	\$100	2019
60-442-40110-00000	\$10,500	2019
60-442-41010-00000	\$25,373	2019 Salary Scale
60-442-41120-00000	\$3,500	Laundry Cleaning
60-442-41130-00000	\$2,000	Clothing/shoes/uniforms
60-442-42010-00000	\$30,000	Architect/Engineer/consulta
60-442-42011-00006	\$35,000	Engineering
60-442-43020-00000	\$5,000	With a Sewer Maintenance Supervisor in place training and certifications of his direct reports is needed in order for them to exceed the residents and industry standards.
60-442-43150-00000	\$20,580	To be recalculated Transfer to General Fund-Fleet for leasing of Enterprise Vehicles
60-442-43190-00000	\$28,825	Calculated: Internal Services
60-442-43191-00000	\$18,072	Calculated: Internal Services
60-442-43192-00000	\$9,419	Calculated: Internal Services
60-442-43193-00000	\$243,044	Calculated: Internal Services
60-442-43194-00000	\$59,995	Calculated: Internal Services
60-442-44010-00000	\$3,100	Shipping and insurance on expensive pieces of equipment when needed.
60-442-44050-00000	\$500	Telephone
60-442-44170-00000	\$21,500	Yearly building rent paid to the Sewer Authority
60-442-44180-00005	\$1,000	Vehicle/Equipment Rental
60-442-44190-00000	\$3,000	Building repairs as needed
60-442-44200-00000	\$30,000	Vehicle repairs needed for 2006 Camel unless new one is purchased. And repairs to 2012.
60-442-44210-00000	\$2,000	Other repair services
60-442-44400-00000	\$1,750	Other contractual services
60-442-44400-00005	\$100,000	Other contractual services construction repair work - Fireside
60-442-44400-00006	\$50,000	Other contractual services-inflow infiltration

SEWER MAINTENANCE

Comment Report

Account #	Requested	Comment
60-442-44410-00141	\$30,000	Flood Pump Station-Pennsylvania Avenue-75000 was previous budget and was reduced last year. Needs to be back to original budgeted amount as propane tank at site needs to be replaced was placed there in 1974. All components within this pump station need to be serviced and remote access will be Transferred 15,000.00 from Public Works BUDgetinstalled to alert of any emergencies that may occur. Reduce 63,000.00 Project Completed 2018
60-442-45060-00007	\$4,000	Paint & Supplies necessary to mark where our sewer lines are throughout the city.
60-442-45100-00005	\$2,000	Plumbing supplies
60-442-45110-00000	\$500	Medical Supplies
60-442-45120-00000	\$25,000	Vehicle Parts/Accessories-Install camera on truck capable of TVing from lateral to main lines.
60-442-45120-00004	\$15,000	Vehicle Parts/Accessories-Sewer vehicle parts cost is much higher than regular vehicles due to size and functionality.
60-442-45130-00000	\$8,000	Vehicle Fuels
60-442-45131-00141	\$3,000	Stationary Engine Fuels-Propane for Pump Station
60-442-45140-00005	\$200	Lumber/Hardware
60-442-45150-00005	\$2,500	Street/Highway material
60-442-45160-00005	\$1,000	signs
60-442-45170-00000	\$5,000	Tools-Upon assessment by Sewer Maintenance Supervisor this department is in need of tools. Have not been replaced in years and they are either so old or broken.
60-442-45200-00005	\$8,000	Cement/Concrete/Stone
60-442-45210-00004	\$2,000	Chemicals
60-442-45230-00004	\$15,000	Sanitary Sewer Supplies-Preventive Maintenance
60-442-45230-00005	\$25,000	Sanitary Sewer Supplies-Construction Repair Work
60-442-45231-00000	\$65,000	Sanitary Sewer-Emergency
60-442-45280-00005	\$400	Machinery Supplies
60-442-45300-00000	\$5,000	Other supplies and materials
60-442-46101-00004	\$116,765	Continue Payments
60-442-46120-00004	\$1,000	Data Processing Equipment
60-442-46121-00004	\$1,500	Capital-DP Software
60-442-46170-00005	\$17,500	Other Capital Equipment (Lease for Backhoe Loader)
60-442-47120-00005	\$500,000	Construction-Upcoming Sewer construction projects.
61-442-44400-00000	\$130,000	Other Contractual Services

SEWER MAINTENANCE

Comment Report

Account #	Requested	Comment
<hr/>		
<hr/>		
Expense Total:	\$2,019,295	
<hr/>		

SEWER MAINTENANCE

Fund Total Report

Fund	Fund Description		2018 Adjusted Budget	2018 Projected Year End	2019 Budget Request
60	SEWER	Revenue:	\$0	\$0	\$0
		Expense:	\$1,698,602	\$1,558,955	\$1,889,295
61	IMSF	Revenue:	\$0	\$0	\$0
		Expense:	\$130,000	\$190,900	\$130,000
		Total Revenue:	\$0	\$0	\$0
		Total Expense:	\$1,828,602	\$1,749,855	\$2,019,295

SEWER MAINTENANCE

Cost Center Total Report

Cost Center	Cost Center Description		2018 Adjusted Budget	2018 Projected Year End	2019 Budget Request
00000	NONE	Revenue:	\$0	\$0	\$0
		Expense:	\$967,737	\$1,005,190	\$1,088,430
00004	PREVENTATIVE MAINTENANCE	Revenue:	\$0	\$0	\$0
		Expense:	\$151,265	\$34,500	\$151,265
00005	CONSTRUCTION REPAIR WORK	Revenue:	\$0	\$0	\$0
		Expense:	\$607,600	\$608,165	\$657,600
00006	INFLOW INFILTRATION	Revenue:	\$0	\$0	\$0
		Expense:	\$85,000	\$85,000	\$85,000
00007	PA ONE CALLS	Revenue:	\$0	\$0	\$0
		Expense:	\$4,000	\$4,000	\$4,000
00141	FLOOD PUMPING STATIONS	Revenue:	\$0	\$0	\$0
		Expense:	\$13,000	\$13,000	\$33,000
		Total Revenue:	\$0	\$0	\$0
		Total Expense:	\$1,828,602	\$1,749,855	\$2,019,295

Sewer Maintenance

Position Title	Union	2018 FTE Approved	2018 Wages	2019 FTE Requested	2019 Wages	FTE Increase/ (Decrease)	Wages Increase/ (Decrease)
Sewer Maintenance Supervisor	NAFF	1	\$48,402	1	\$49,612	0	\$1,210
WW Collection Operator II	TEAM	3	\$142,834	3	\$142,834	0	\$0
WW Collection Operator I	TEAM	3	\$131,726	3	\$131,726	0	\$0
Total		7	\$322,962	7	\$324,172	0	\$1,210

Employee Totals	
NAFF	1
Full Time	1
TEAM	6
Full Time	6
Total	7

Fund Totals	
60 - Sewer	\$324,172
Total	\$324,172

DEPARTMENT OF POLICE

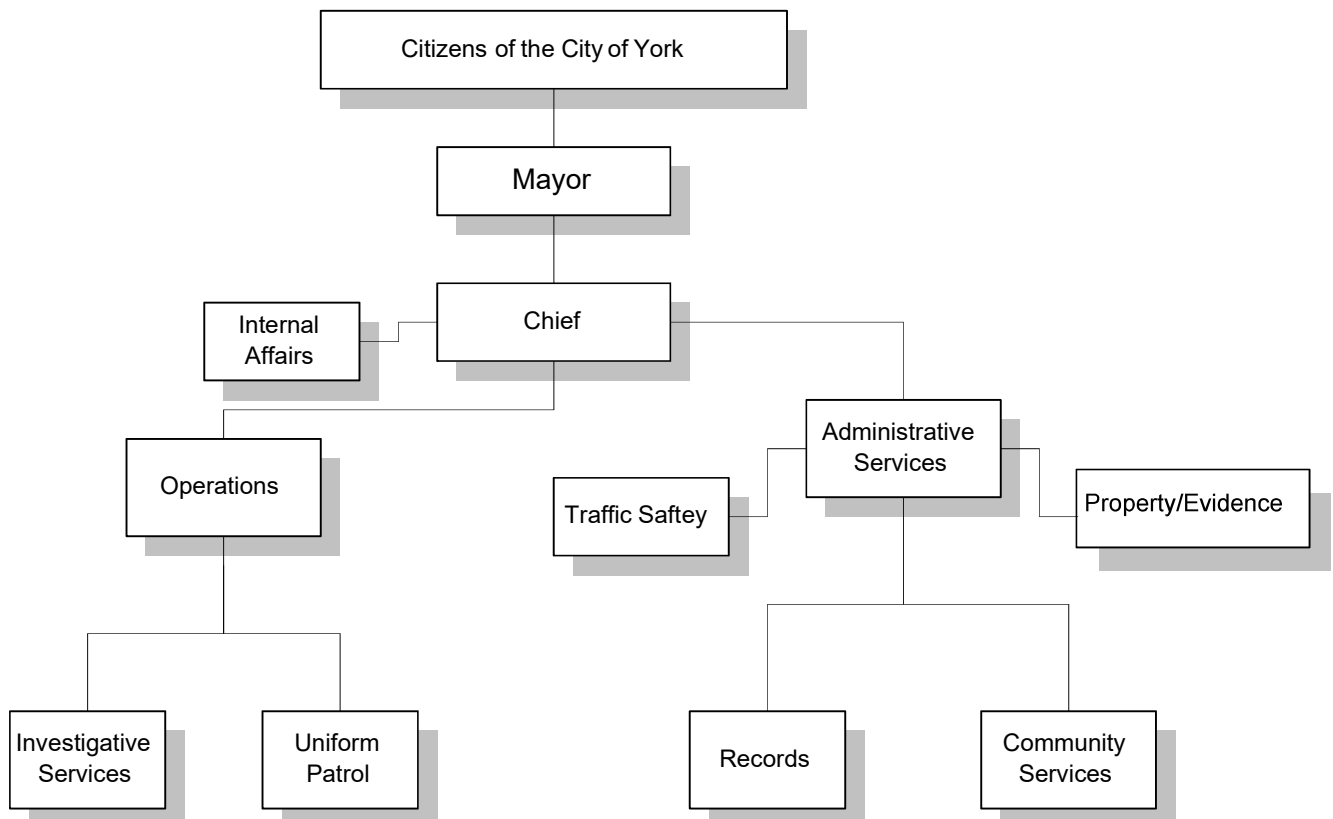
Troy Bankert
Chief

The Police Department of the City of York is committed to providing professional, efficient law enforcement services, the prevention and reduction of crime and investigating and solving those crimes. This is accomplished by partnering with the community and by utilizing resources to the greatest extent possible.

The Police Department of the City of York has the responsibility of protecting life and property in the City of York and providing professional, dedicated law enforcement services throughout the City.

The department is comprised of the Operations Division, Uniformed Patrol, Investigative Services, Administrative Services, Community Services, Traffic Safety and Police Records.

Inspectional Services (Internal Affairs) is responsible for all internal investigations and background checks on prospective employees and is directly under the direction and control of the Police Chief.



POLICE

Revenue Total		Expense Total	
Total Adj. Budget:	\$2,073,213	Total Adj. Budget:	\$20,968,311
Total Projected:	\$1,770,386	Total Projected:	\$20,694,094
Total Requested:	\$1,647,010	Total Requested:	\$21,489,523

Account #	Account Description	2018 Adjusted Budget	2018 Projected Year End	2019 Budget Request
REVENUE				
10-500-31285-00000	TOWING LICENSE FEE	\$2,100	\$2,100	\$2,100
10-500-32040-00000	TRAFFIC FINES	\$47,305	\$47,305	\$42,666
10-500-32050-00000	CRIMINAL FINES	\$15,222	\$15,222	\$12,332
10-500-35170-00000	FALSE ALARM FEES	\$30,000	\$30,000	\$27,000
10-500-35200-00000	REIMBURSEMT FOR SVCS RENDERE	\$85,100	\$85,000	\$87,000
10-500-35212-00000	POLICE REIMB-NUISANCE OFFICER	\$110,000	\$100,000	\$110,000
10-500-35220-00000	POLICE REIMB - TRAFFIC SAFETY	\$355,000	\$355,000	\$365,650
10-500-35230-00000	POLICE REIMB - MPOETC	\$133,235	\$84,120	\$34,000
10-500-35232-00000	POLICE REIMB-U.S. MARSHALS SER	\$6,500	\$6,500	\$6,500
10-500-37020-00000	POLICE/FIRE REPORT SALES	\$18,000	\$18,000	\$18,000
10-500-39080-00000	EXPENSE REIMBURSEMENTS - OTHE	\$0	\$1,130	\$0
COST CENTER TOTAL (NONE):		\$802,462	\$744,377	\$705,248
10-500-35200-00214	REIMBURSEMT FOR SVCS RENDERE	\$201,757	\$94,831	\$205,481
COST CENTER TOTAL (CROSSING GUARDS):		\$201,757	\$94,831	\$205,481
10-500-34020-10047	POLICE GRANTS	\$12,500	\$6,469	\$10,578
COST CENTER TOTAL (BODY ARMOR):		\$12,500	\$6,469	\$10,578
10-500-34020-10062	POLICE GRANTS	\$8,000	\$13,200	\$8,000
COST CENTER TOTAL (BUCKLE-UP):		\$8,000	\$13,200	\$8,000
10-500-36030-10115	PUBLIC/PRIVATE CONTRIBUTION	\$150,000	\$150,000	\$150,000
COST CENTER TOTAL (POLICE ON PATROL):		\$150,000	\$150,000	\$150,000
10-500-34020-10174	POLICE GRANTS	\$376,510	\$282,586	\$0
COST CENTER TOTAL (COPS HIRING):		\$376,510	\$282,586	\$0
10-500-34020-10185	POLICE GRANTS	\$8,538	\$0	\$1,115
COST CENTER TOTAL (POLICE GRANT-JAG 10-1-16-9-30-2):		\$8,538	\$0	\$1,115
10-500-34020-10188	POLICE GRANTS	\$34,523	\$0	\$34,523
COST CENTER TOTAL (POLICE GRANT JAG10/1/17-9/30/21):		\$34,523	\$0	\$34,523
10-500-35235-10190	POLICE REIMB-DRUG TASK FORCE	\$200,000	\$200,000	\$200,000

POLICE

Revenue Total		Expense Total	
Total Adj. Budget:	\$2,073,213	Total Adj. Budget:	\$20,968,311
Total Projected:	\$1,770,386	Total Projected:	\$20,694,094
Total Requested:	\$1,647,010	Total Requested:	\$21,489,523

Account #	Account Description	2018 Adjusted Budget	2018 Projected Year End	2019 Budget Request
COST CENTER TOTAL (DRUG TASK FORCE):		\$200,000	\$200,000	\$200,000
10-500-34020-10194	POLICE GRANTS	\$0	\$0	\$150,000
10-500-36030-10194	PUBLIC/PRIVATE CONTRIBUTION	\$0	\$0	\$50,000
COST CENTER TOTAL (YC COMMUNITY VIOLENCE REDUCTION):		\$0	\$0	\$200,000
FUND TOTAL (GENERAL):		\$1,794,290	\$1,491,463	\$1,514,945
50-500-39090-00000	TRANSFER FROM GENERAL FUND	\$148,400	\$148,400	\$120,000
COST CENTER TOTAL (NONE):		\$148,400	\$148,400	\$120,000
50-500-39090-00334	TRANSFER FROM GENERAL FUND	\$100,000	\$100,000	\$0
COST CENTER TOTAL (COMM RESOURCE CNT-WIN):		\$100,000	\$100,000	\$0
50-500-39090-10188	TRANSFER FROM GENERAL FUND	\$30,523	\$30,523	\$12,065
COST CENTER TOTAL (POLICE GRANT JAG10/1/17-9/30/21):		\$30,523	\$30,523	\$12,065
FUND TOTAL (CAPITAL PROJECTS):		\$278,923	\$278,923	\$132,065
REVENUE TOTAL:		\$2,073,213	\$1,770,386	\$1,647,010
EXPENDITURES				
10-500-40010-00000	SALARIES/WAGES	\$8,141,098	\$6,734,230	\$8,274,964
10-500-40020-00000	PART TIME EMPLOYEES	\$69,007	\$41,540	\$60,632
10-500-40030-00000	OVERTIME	\$525,000	\$555,112	\$540,000
10-500-40040-00000	SHIFT DIFFERENTIAL	\$0	\$69,250	\$70,000
10-500-40041-00000	SPECIALTY PAY	\$25,000	\$27,800	\$25,000
10-500-40050-00000	VACATION	\$0	\$879,409	\$0
10-500-40051-00000	VACATION-BUY OUT	\$94,000	\$94,000	\$75,000
10-500-40060-00000	HOLIDAY	\$0	\$117,334	\$0
10-500-40070-00000	SICK	\$0	\$377,451	\$0
10-500-40080-00000	BEREAVEMENT	\$0	\$6,173	\$0
10-500-40090-00000	WORKMENS COMPENSATION	\$0	\$50,108	\$0
10-500-40160-00000	REIMBURSABLE OVERTIME	\$355,000	\$355,000	\$365,650
10-500-41010-00000	FICA	\$174,163	\$173,183	\$171,055
10-500-41020-00000	POLICE PENSION	\$5,545,974	\$5,545,974	\$5,598,190
10-500-41120-00000	LAUNDRY CLEANING	\$33,475	\$32,987	\$34,125
10-500-41130-00000	CLOTHING/SHOES/UNIFORMS/EQUI	\$85,000	\$105,001	\$85,000
10-500-41140-00000	TUITION REIMBURSEMENT	\$15,000	\$941	\$5,315
10-500-42070-00000	OTHER PROFESSIONAL SERVICES	\$2,500	\$2,468	\$1,705

POLICE

Revenue Total		Expense Total	
Total Adj. Budget:	\$2,073,213	Total Adj. Budget:	\$20,968,311
Total Projected:	\$1,770,386	Total Projected:	\$20,694,094
Total Requested:	\$1,647,010	Total Requested:	\$21,489,523

Account #	Account Description	2018 Adjusted Budget	2018 Projected Year End	2019 Budget Request
10-500-43010-00000	TRAVEL	\$10,000	\$6,286	\$6,000
10-500-43020-00000	TRAINING	\$72,000	\$50,210	\$38,000
10-500-43070-00000	POLICE SPECIAL TASK	\$1,000	\$1,000	\$0
10-500-43150-00000	INTERFUND TRANSFER	\$148,400	\$148,400	\$120,000
10-500-43190-00000	CENTRAL SERVICES ALLOCATIONS	\$458,413	\$458,413	\$414,309
10-500-43191-00000	INFO SERVICES ALLOCATIONS	\$342,249	\$342,249	\$342,277
10-500-43192-00000	HUMAN RESOURCES ALLOCATIONS	\$173,766	\$173,766	\$162,821
10-500-43193-00000	INSURANCE ALLOCATIONS	\$2,926,065	\$2,926,065	\$3,780,681
10-500-43194-00000	BUSINESS ADMIN ALLOCATIONS	\$219,615	\$219,615	\$230,326
10-500-44030-00000	ASSOCIATION DUES/CONFERENCES	\$4,000	\$3,999	\$4,000
10-500-44070-00000	ELECTRIC - BUILDINGS	\$300	\$276	\$300
10-500-44170-00000	BUILDING RENT	\$5,900	\$9,030	\$0
10-500-44190-00000	BUILDING REPAIR SERVICE	\$5,000	\$500	\$1,725
10-500-44200-00000	VEHICLE REPAIR SERVICE	\$10,000	\$4,510	\$4,000
10-500-44310-00000	RADIO COMMUNICATIONS	\$15,000	\$36	\$15,000
10-500-44380-00000	POLICE PROFESSION INSURANCE	\$110,500	\$110,500	\$112,300
10-500-44400-00000	OTHER CONTRACTUAL SERVICES	\$140,000	\$156,022	\$135,000
10-500-45010-00000	FOOD	\$800	\$270	\$300
10-500-45020-00000	OFFICE/DATA PROCESSING	\$10,000	\$8,999	\$0
10-500-45090-00000	BOOKS/SUBSCRIPTIONS	\$250	\$250	\$0
10-500-45110-00000	MEDICAL SUPPLIES	\$2,000	\$2,000	\$2,000
10-500-45120-00000	VEHICLE PARTS/ACCESSORIES	\$15,000	\$14,997	\$10,000
10-500-45180-00000	WEAPONS/AMMUNITION	\$40,000	\$40,000	\$20,000
10-500-45191-00000	FORENSIC SUPPLIES	\$7,500	\$7,496	\$7,500
10-500-45300-00000	OTHER SUPPLIES/MATERIALS	\$4,000	\$5,725	\$4,000
10-500-46110-00000	OFFICE EQUIPMENT/FURNITURE	\$2,500	\$2,420	\$2,500
10-500-46121-00000	CAPITAL-DP SOFTWARE	\$0	\$0	\$42,000
COST CENTER TOTAL (NONE):		\$19,789,476	\$19,860,994	\$20,761,676
10-500-44400-00214	OTHER CONTRACTUAL SERVICES	\$403,513	\$301,496	\$410,962
COST CENTER TOTAL (CROSSING GUARDS):		\$403,513	\$301,496	\$410,962
10-500-43150-00334	INTERFUND TRANSFER	\$100,000	\$0	\$0
COST CENTER TOTAL (COMM RESOURCE CNT-WIN):		\$100,000	\$0	\$0
10-500-44440-00500	CIVIL SERVICE EXPENSES	\$3,000	\$0	\$5,000
COST CENTER TOTAL (POLICE):		\$3,000	\$0	\$5,000
10-500-41130-10047	CLOTHING/SHOES/UNIFORMS/EQUI	\$25,000	\$20,100	\$18,000
COST CENTER TOTAL (BODY ARMOR):		\$25,000	\$20,100	\$18,000
10-500-40030-10062	OVERTIME	\$8,000	\$13,250	\$0

POLICE

Revenue Total		Expense Total	
Total Adj. Budget:	\$2,073,213	Total Adj. Budget:	\$20,968,311
Total Projected:	\$1,770,386	Total Projected:	\$20,694,094
Total Requested:	\$1,647,010	Total Requested:	\$21,489,523

Account #	Account Description	2018 Adjusted Budget	2018 Projected Year End	2019 Budget Request
COST CENTER TOTAL (BUCKLE-UP):		\$8,000	\$13,250	\$0
10-500-40010-10174	SALARIES/WAGES	\$284,005	\$219,448	\$0
10-500-40030-10174	OVERTIME	\$0	\$16,077	\$0
10-500-40040-10174	SHIFT DIFFERENTIAL	\$0	\$4,174	\$0
10-500-40041-10174	SPECIALTY PAY	\$0	\$1,000	\$0
10-500-40050-10174	VACATION	\$0	\$29,707	\$0
10-500-40060-10174	HOLIDAY	\$0	\$4,450	\$0
10-500-40070-10174	SICK	\$0	\$7,010	\$0
10-500-40080-10174	BEREAVEMENT	\$0	\$1,788	\$0
10-500-41010-10174	FICA	\$0	\$5,381	\$0
10-500-41020-10174	POLICE PENSION	\$33,513	\$0	\$0
10-500-41120-10174	LAUNDRY CLEANING	\$0	\$1,625	\$0
10-500-41130-10174	CLOTHING/SHOES/UNIFORMS/EQUI	\$0	\$1,350	\$0
COST CENTER TOTAL (COPS HIRING):		\$317,518	\$292,011	\$0
10-500-44400-10185	OTHER CONTRACTUAL SERVICES	\$8,358	\$10,943	\$1,115
COST CENTER TOTAL (POLICE GRANT-JAG 10-1-16-9-30-2):		\$8,358	\$10,943	\$1,115
10-500-43150-10188	INTERFUND TRANSFER	\$30,523	\$0	\$12,065
10-500-44400-10188	OTHER CONTRACTUAL SERVICES	\$4,000	\$0	\$4,400
COST CENTER TOTAL (POLICE GRANT JAG10/1/17-9/30/21):		\$34,523	\$0	\$16,465
10-500-40010-10194	Salaries/Wages	\$0	\$0	\$85,000
10-500-41010-10194	FICA	\$0	\$0	\$6,503
10-500-43012-10194	TRAVEL & TRAINING	\$0	\$0	\$6,000
10-500-43191-10194	INFO SERVICES ALLOCATIONS	\$0	\$0	\$2,738
10-500-44400-10194	OTHER CONTRACTUAL SERVICES	\$0	\$0	\$22,000
10-500-45300-10194	OTHER SUPPLIES/MATERIALS	\$0	\$0	\$22,000
COST CENTER TOTAL (YC COMMUNITY VIOLENCE REDUCTION):		\$0	\$0	\$144,241
FUND TOTAL (GENERAL):		\$20,689,388	\$20,498,794	\$21,357,458
50-500-46100-00000	VEHICLES	\$120,000	\$120,000	\$120,000
50-500-47110-00000	BUILDING ACQUISITION/IMPROVEM	\$28,400	\$56,800	\$0
COST CENTER TOTAL (NONE):		\$148,400	\$176,800	\$120,000
50-500-47120-00334	CONSTRUCTION	\$100,000	\$0	\$0

POLICE

Revenue Total		Expense Total	
Total Adj. Budget:	\$2,073,213	Total Adj. Budget:	\$20,968,311
Total Projected:	\$1,770,386	Total Projected:	\$20,694,094
Total Requested:	\$1,647,010	Total Requested:	\$21,489,523

Account #	Account Description	2018 Adjusted Budget	2018 Projected Year End	2019 Budget Request
COST CENTER TOTAL (COMM RESOURCE CNT-WIN):		\$100,000	\$0	\$0
50-500-46121-10188	CAPITAL - DP SOFTWARE	\$9,400	\$0	\$9,800
50-500-46170-10188	OTHER CAPITAL EQUIPMENT	\$15,500	\$15,500	\$0
50-500-46180-10188	WEAPONS	\$5,623	\$3,000	\$2,265
COST CENTER TOTAL (POLICE GRANT JAG10/1/17-9/30/21):		\$30,523	\$18,500	\$12,065
FUND TOTAL (CAPITAL PROJECTS):		\$278,923	\$195,300	\$132,065
EXPENSE TOTAL:		\$20,968,311	\$20,694,094	\$21,489,523

POLICE

Comment Report

Account #	Requested	Comment
10-500-31285-00000	\$2,100	License fee set by ordinance. Anticipate same vendors for 2019
10-500-32040-00000	\$42,666	Traffic Fines - Forecast in excel - 4 years historical data
10-500-32050-00000	\$12,332	Criminal Fines - Forecast in excel - 4 years historical data
10-500-34020-10047	\$10,578	Reimbursement for 20 vests
10-500-34020-10062	\$8,000	The aggressive driver and buckle-up grant funding fluctuates from year to year. 2015 = \$6700 / 2016 = \$7000 / 2017 = \$11,800 / 2018 = @\$13,000. There is no data available to predict future years. It largely depends on state funding. Keep budget status quo at -\$8000.
10-500-34020-10185	\$1,115	2016 JAG Carry-over
10-500-34020-10188	\$34,523	2017 JAG - Carry Over
10-500-34020-10194	\$150,000	Grant from PPCD-York City Community Violence Reduction Initiative
10-500-35170-00000	\$27,000	False Alarm Fees - Forecast in excel using prior 4 years of historical data suggests -\$31604. 2016 figures are a high end outlier. -\$27000 is a more accurate 2019 figure for expected revenue.
10-500-35200-00000	\$87,000	Services Rendered - Contract Amount
10-500-35200-00214	\$205,481	50% reimbursement received from School District
10-500-35212-00000	\$110,000	Current contract for Nuisance Abatement -\$100000. .
10-500-35220-00000	\$365,650	Reimbursable Overtime - 2018 - 355,000.00 Anticipated contractual raise +3%. 2019 = -\$365,650.00
10-500-35230-00000	\$34,000	MPOETC Reimbursement - 2019 request based on projected number of officers attending academy should be similar to 2018. Amount Reduced by 20,000.00 By Budget Committee Reucrd by 31,000.00 by Bud Com
10-500-35232-00000	\$6,500	US Marshal Task Force Officer - No data to suggest a change in amount of reimbursement from US marshals service.
10-500-35235-10190	\$200,000	Status Quo - Reimbursement for 2 officers on the York County Drug Task Force
10-500-36030-10115	\$150,000	Contract amount for York College Officers
10-500-36030-10194	\$50,000	Private / Public Contribution
10-500-37020-00000	\$18,000	Police and Fire Report Sales - 4 year historical data remains relatively constant. 4 year average is -\$17,340. Keep status quo at -\$18,000
50-500-39090-00000	\$120,000	Revenue to cover expense (Cars)
50-500-39090-10188	\$12,065	Revenue to cover expense
Revenue Total:		\$1,647,010
10-500-40010-00000	\$8,274,964	2019 Salary Scale
10-500-40010-10194	\$85,000	2019 Salary Scale

POLICE

Comment Report

Account #	Requested	Comment
10-500-40020-00000	\$60,632	2019 Salary Scale
10-500-40030-00000	\$540,000	Contractural
10-500-40040-00000	\$70,000	2019 Based on 2018 Projected
10-500-40041-00000	\$25,000	Expense amount remains relatively consistent over past 4 years. Keep status quo at \$25,000
10-500-40051-00000	\$75,000	Based on 2018 Buy Out
10-500-40160-00000	\$365,650	2019
10-500-41010-00000	\$171,055	2019 Salary Scale
10-500-41010-10194	\$6,503	New Position
10-500-41020-00000	\$5,598,190	MMO for 2019
10-500-41120-00000	\$34,125	Cleaning Allowance = \$325/year/officer. \$325 x 105 officers
10-500-41130-00000	\$85,000	Clothing/Uniforms/Equipment - 2018 had a large number of new hires and promotions. Historical 2015, 2016, 2017, were relatively consistent. Request \$85,000 for 2019.
10-500-41130-10047	\$18,000	Replace 13 vests, buy 5 new vests
10-500-41140-00000	\$5,315	Tuition reimbursement fluctuates up and down each year. Based on past four years, this amount covers the high end of the reimbursements.
10-500-42070-00000	\$1,705	Other professional services - used for the preparation of transcripts for internal investigations. This amount should remain status quo.
10-500-43010-00000	\$6,000	Travel - Attempts to mitigate these costs are done through the use of online courses whenever applicable. However, 2018 has produced a significant amount of turnover in superviory, detective, and upper command staff requiring training that can not be accomodated thourgh online courses.
10-500-43012-10194	\$6,000	According to grant budget summary-PCCD
10-500-43020-00000	\$38,000	Training - The training budget is most impacted by new hires requiring academy training at about \$4000/officer. We anticipate hiring 5 new officers in 2019. Additionally, we have had significant turnover in supervisory, detective, and upper command level staff which will require additional training in 2019.
10-500-43150-00000	\$120,000	(3) Police Vehicles (120,000)
10-500-43150-10188	\$12,065	To cover expense in Capital Projects
10-500-43190-00000	\$414,309	Calculated: Internal Services
10-500-43191-00000	\$342,277	Calculated: Internal Services
10-500-43191-10194	\$2,738	Calculated: Internal Services
10-500-43192-00000	\$162,821	Calculated: Internal Services

POLICE

Comment Report

Account #	Requested	Comment
10-500-43193-00000	\$3,780,681	Calculated: Internal Services
10-500-43194-00000	\$230,326	Calculated: Internal Services
10-500-44030-00000	\$4,000	Association Dues/Conferences Based on 2017 actual
10-500-44070-00000	\$300	Building Electric - Martin Building - based on recent prior years actual.
10-500-44190-00000	\$1,725	Building Repair - Status quo - based on prior years expenses. Additionlly, we have acquired the cherry lane building and will now need to maintain and make repairs as needed.
10-500-44200-00000	\$4,000	Vehicle repair services - Used to repair and make changes to electronics and lighting inside the police cruisers. Recent year's expenses ranged from \$2000-8000.
10-500-44310-00000	\$15,000	Radio Communications - This account line is necessary as we incur significant expenses when we need to install or re-arrange the radio systems in our vehicles. This year, we did not have these expenses, however, the need will exist in the future. I Suggest changing the account to "audio/visual and communications," to accomodate repairs to body worn cameras and in-car cameras that are no longer under warranty.
10-500-44380-00000	\$112,300	Calculated: Internal Services
10-500-44400-00000	\$135,000	Other Contractual Services - This account covers all contractual services utilized by the police department. Examples: Records Management Software, Animal Control, Towing, In-Car Computers/CAD, Other Software Licenses, and Car wash. Add \$5000 for 2019 to cover increases in contract pricing.
10-500-44400-00214	\$410,962	Cost of crossing guards per contract
10-500-44400-10185	\$1,115	2016 JAG Carry-Over
10-500-44400-10188	\$4,400	2017 JAG - Carry Over
10-500-44400-10194	\$22,000	According to grant budget summary-PCCD
10-500-44440-00500	\$5,000	Calculated: Internal Services
10-500-45010-00000	\$300	Food - Amount varies from year to year, but does not exceed \$800.
10-500-45110-00000	\$2,000	Medical Supplies - Keep status quo. This account is used to purchase medical/first aid supplies that are provided to our officers on patrol.
10-500-45120-00000	\$10,000	Vehicle Parts/Accessories - Keep Status Quo - Used to purchase parts and accessories for police vehicles
10-500-45180-00000	\$20,000	Weapons/Ammunition - Keep status quo. Account will be used to cover firearms training, ammunition, and taser supplies
10-500-45191-00000	\$7,500	Forensic Supplies - Keep status quo. Historic spending ranges between \$6800-\$7500.

POLICE

Comment Report

Account #	Requested	Comment
10-500-45300-00000	\$4,000	Other Supplies/Materials - Keep status quo. Amount exceeded this year due to retirements, and funerals. Previous years spending ranged between \$3000-\$4000. Examples of expenses: Keys, visitor pass log books, retirement badges and retirement ID's, Flower arrangements for special events, awards presentation folders
10-500-45300-10194	\$22,000	According to grant budget summary-PCCD
10-500-46110-00000	\$2,500	Office Equipment/Furniture - Keep status quo. Plan to replace command staff office furniture
10-500-46121-00000	\$42,000	Kronos
50-500-46100-00000	\$120,000	(3) Ford Explorer Police Package for Patrol
50-500-46121-10188	\$9,800	2017 JAG Funding - Power DMS and Cellebrite Subscriptions - Carry Over funds into 2019.
50-500-46180-10188	\$2,265	2017 JAG Funding - Taser - Replace existing equipment
Expense Total:	\$21,489,523	

POLICE

Fund Total Report

Fund	Fund Description		2018 Adjusted Budget	2018 Projected Year End	2019 Budget Request
10	GENERAL	Revenue:	\$1,794,290	\$1,491,463	\$1,514,945
		Expense:	\$20,689,388	\$20,498,794	\$21,357,458
50	CAPITAL PROJECTS	Revenue:	\$278,923	\$278,923	\$132,065
		Expense:	\$278,923	\$195,300	\$132,065
		Total Revenue:	\$2,073,213	\$1,770,386	\$1,647,010
		Total Expense:	\$20,968,311	\$20,694,094	\$21,489,523

POLICE

Cost Center Total Report

Cost Center	Cost Center Description		2018 Adjusted Budget	2018 Projected Year End	2019 Budget Request
00000	NONE	Revenue:	\$950,862	\$892,777	\$825,248
		Expense:	\$19,937,876	\$20,037,794	\$20,881,676
00214	CROSSING GUARDS	Revenue:	\$201,757	\$94,831	\$205,481
		Expense:	\$403,513	\$301,496	\$410,962
00334	COMM RESOURCE CNT-WIN	Revenue:	\$100,000	\$100,000	\$0
		Expense:	\$200,000	\$0	\$0
00500	POLICE	Revenue:	\$0	\$0	\$0
		Expense:	\$3,000	\$0	\$5,000
10047	BODY ARMOR	Revenue:	\$12,500	\$6,469	\$10,578
		Expense:	\$25,000	\$20,100	\$18,000
10062	BUCKLE-UP	Revenue:	\$8,000	\$13,200	\$8,000
		Expense:	\$8,000	\$13,250	\$0
10115	POLICE ON PATROL	Revenue:	\$150,000	\$150,000	\$150,000
		Expense:	\$0	\$0	\$0
10174	COPS HIRING	Revenue:	\$376,510	\$282,586	\$0
		Expense:	\$317,518	\$292,011	\$0
10185	POLICE GRANT-JAG 10-1-16-9-30-2	Revenue:	\$8,538	\$0	\$1,115
		Expense:	\$8,358	\$10,943	\$1,115
10188	POLICE GRANT JAG10/1/17-9/30/21	Revenue:	\$65,046	\$30,523	\$46,588
		Expense:	\$65,046	\$18,500	\$28,530
10190	DRUG TASK FORCE	Revenue:	\$200,000	\$200,000	\$200,000
		Expense:	\$0	\$0	\$0
10194	YC COMMUNITY VIOLENCE REDUCTION	Revenue:	\$0	\$0	\$200,000
		Expense:	\$0	\$0	\$144,241
		Total Revenue:	\$2,073,213	\$1,770,386	\$1,647,010
		Total Expense:	\$20,968,311	\$20,694,094	\$21,489,523

Police

Position Title	Union	2018 FTE Approved	2018 Wages	2019 FTE Requested	2019 Wages	FTE Increase/ (Decrease)	Wages Increase/ (Decrease)
Police Chief	NAFF	1	\$112,946	1	\$108,000	0	-\$4,946
Captain Police	FOP	2	\$202,264	2	\$204,555	0	\$2,291
Lieutenant Police	FOP	6	\$559,971	6	\$559,969	0	-\$2
Inspector	FOP	1	\$94,236	1	\$92,560	0	-\$1,676
Detective I Class	FOP	3	\$245,965	3	\$250,914	0	\$4,949
Sergeant	FOP	12	\$1,016,222	12	\$991,389	0	-\$24,833
Detective	FOP	12	\$938,916	12	\$935,500	0	-\$3,416
Police Officer	FOP	69	\$4,874,639	64	\$4,399,130	-5	-\$475,509
Group Violence Initiative Project Manager	NAFF	0	\$0	1	\$85,000	1	\$85,000
Administrative Assistant	NAFF	1	\$33,012	1	\$33,837	0	\$825
Animal Enforcement Officer	NAFF	1	\$42,029	1	\$43,080	0	\$1,051
Crime Prevention Coordinator	NAFF	1	\$39,313	1	\$40,296	0	\$983
Community & Youth Outreach Coordinator	NAFF	1	\$37,128	1	\$39,016	0	\$1,888
Part-time Community Resource Assistant	NAFF	2.25	\$59,153	2.25	\$60,632	0	\$1,479
Office Coordinator	YPEA	1	\$40,153	1	\$40,245	0	\$92
Police Services Coordinator	NAFF	1	\$28,068	1	\$28,770	0	\$702
Data Entry Clerk	YPEA	6	\$232,859	6	\$233,147	0	\$288
Property & Evidence Supervisor	NAFF	1	\$45,678	1	\$46,820	0	\$1,142
Information/Evidence Technician	NAFF	1	\$37,955	1	\$38,904	0	\$949
Property/Evidence Clerk	NAFF	1	\$30,806	1	\$31,576	0	\$770
Senior IT Technician	NAFF	1	\$45,742	1	\$46,885	0	\$1,144
Total		124.25	\$8,717,055	120.25	\$8,310,226	-4	-\$406,829

Employee Totals	
FOP	100
Full Time	100
NAFF	13.25
Full Time	11
Part-time	2.25
YPEA	7
Full Time	7
Total	120.25

Fund Totals	
10 - General	\$8,310,226
Total	\$8,310,226

\$182,078 Pay & Leave Payouts owed known 2019 Retirements

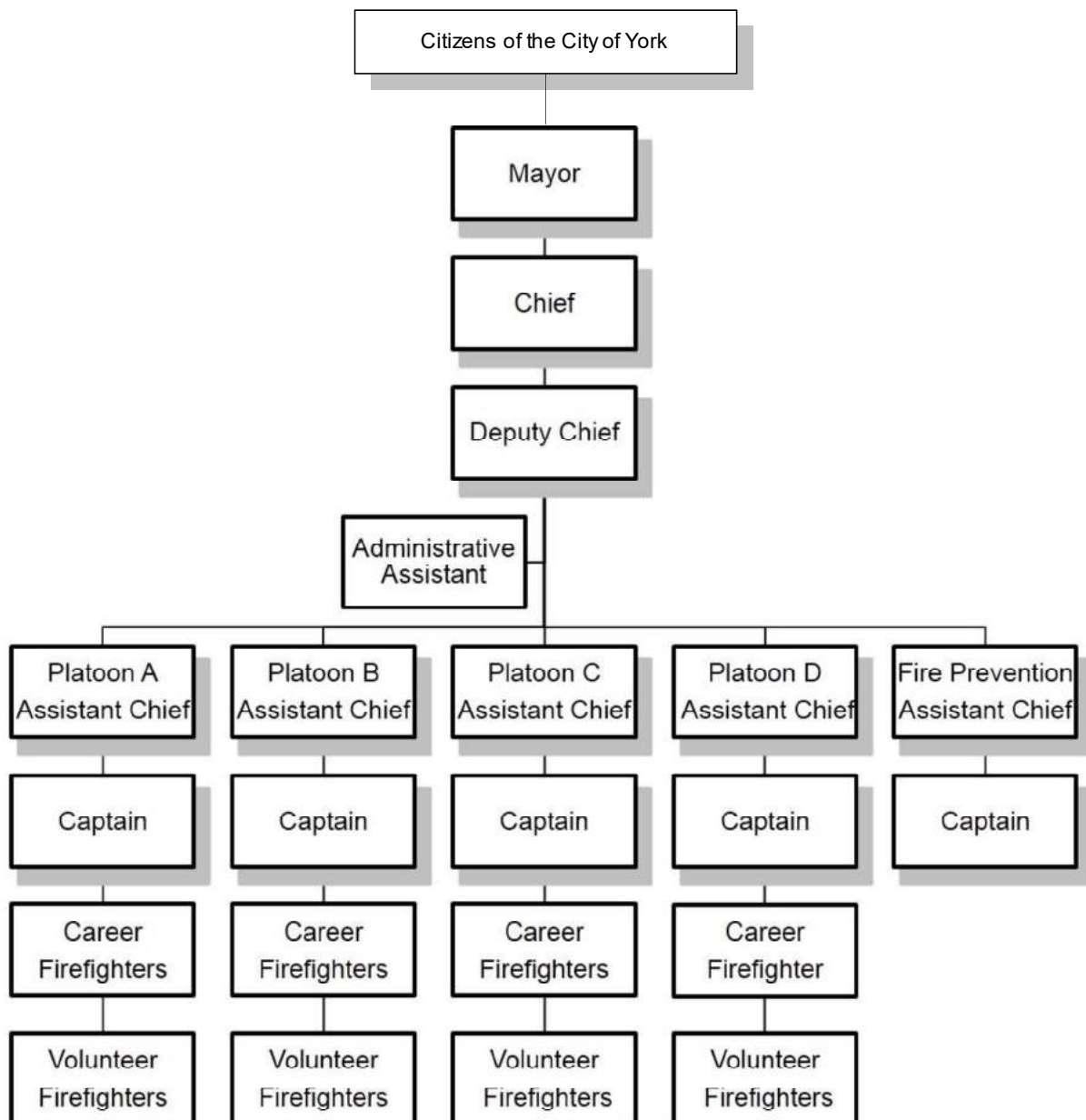
-\$71,707 Adjustment Due to Proration of Longevity & Pay Level Milestones

\$8,420,596

DEPARTMENT OF FIRE/RESCUE SERVICES

David Michaels
Fire Chief

The Department of Fire / Rescue Services provides effective response to situations that threaten the safety and health of the citizens of York due to fire, hazardous conditions, environmental emergencies, medical emergencies and similar events. The Department prides itself with the pro-active approach to prevent fires and injuries through educational programs and the administration of applicable codes.



FIRE

Revenue Total		Expense Total	
Total Adj. Budget:	\$720,369	Total Adj. Budget:	\$9,781,586
Total Projected:	\$607,414	Total Projected:	\$9,697,278
Total Requested:	\$646,820	Total Requested:	\$10,645,137

Account #	Account Description	2018 Adjusted Budget	2018 Projected Year End	2019 Budget Request
REVENUE				
10-600-31270-00000	FIRE PREVENTION CODE PERMITS	\$35,000	\$34,548	\$35,000
10-600-31283-00000	VACANT PROPERTY REGISTRATION	\$11,000	\$8,630	\$11,000
10-600-35122-00000	VACANT PROPERTY INSPECTION F	\$21,000	\$16,760	\$21,000
10-600-35130-00000	FIRE EDUCATION/DAYCARE CENTER	\$850	\$550	\$200
10-600-35140-00000	FIRE BRIGADE TRAINING	\$0	\$850	\$800
10-600-35150-00000	ALARM CONNECTION FEES	\$86,000	\$85,960	\$86,000
10-600-35170-00000	FALSE ALARM FEES	\$20,000	\$10,125	\$10,000
10-600-35215-00000	FIRE REIMBURSEMENT - OVER TIM	\$9,000	\$7,138	\$9,000
10-600-37020-00000	POLICE/FIRE REPORT SALES	\$900	\$850	\$900
10-600-37030-00000	MAP/ORIDINANCES	\$200	\$250	\$200
10-600-37080-00000	MISCELLANEOUS	\$300	\$250	\$300
COST CENTER TOTAL (NONE):		\$184,250	\$165,911	\$174,400
10-600-36030-00160	PUBLIC/PRIVATE CONTRIBUTION	\$0	\$3,047	\$0
COST CENTER TOTAL (SPECIAL PROJECTS):		\$0	\$3,047	\$0
10-600-34162-10173	FEDERAL GRANT-SAFER	\$161,417	\$78,755	\$0
COST CENTER TOTAL (SAFER GRANT):		\$161,417	\$78,755	\$0
FUND TOTAL (GENERAL):		\$345,667	\$247,712	\$174,400
50-600-39090-00000	TRANSFER FROM GENERAL FUND	\$359,702	\$359,702	\$472,420
COST CENTER TOTAL (NONE):		\$359,702	\$359,702	\$472,420
FUND TOTAL (CAPITAL PROJECTS):		\$359,702	\$359,702	\$472,420
REVENUE TOTAL:		\$705,369	\$607,414	\$646,820
EXPENDITURES				
10-600-40010-00000	SALARIES/WAGES	\$4,088,796	\$3,511,930	\$4,553,398
10-600-40020-00000	PART TIME EMPLOYEES	\$0	\$15,479	\$16,619
10-600-40030-00000	OVERTIME	\$950,000	\$1,196,474	\$600,000
10-600-40050-00000	VACATION	\$0	\$324,528	\$0
10-600-40060-00000	HOLIDAY	\$0	\$50,409	\$0
10-600-40070-00000	SICK	\$0	\$137,960	\$0
10-600-40080-00000	BEREAVEMENT	\$0	\$1,924	\$0
10-600-40090-00000	WORKMENS COMPENSATION	\$0	\$108,193	\$0
10-600-40160-00000	REIMBURSABLE OVERTIME	\$0	\$6,721	\$0
10-600-41010-00000	FICA	\$78,795	\$74,979	\$78,626
10-600-41120-00000	LAUNDRY CLEANING	\$23,600	\$20,763	\$23,600
10-600-41130-00000	CLOTHING/SHOES/UNIFORMS/EQUI	\$53,000	\$52,944	\$83,061
10-600-41140-00000	TUITION REIMBURSEMENT	\$5,000	\$1,000	\$5,000
10-600-42070-00000	OTHER PROFESSIONAL SERVICES	\$5,000	\$4,998	\$5,000
10-600-43010-00000	TRAVEL	\$10,000	\$5,608	\$10,000

FIRE

Revenue Total		Expense Total	
Total Adj. Budget:	\$720,369	Total Adj. Budget:	\$9,781,586
Total Projected:	\$607,414	Total Projected:	\$9,697,278
Total Requested:	\$646,820	Total Requested:	\$10,645,137

Account #	Account Description	2018 Adjusted Budget	2018 Projected Year End	2019 Budget Request
10-600-43020-00000	TRAINING	\$25,000	\$25,000	\$57,825
10-600-43030-00000	CONTRIBUTIONS	\$29,000	\$28,786	\$29,000
10-600-43150-00000	INTERFUND TRANSFER	\$359,702	\$59,702	\$472,420
10-600-43170-00000	REFUNDS	\$0	\$360	\$0
10-600-43190-00000	CENTRAL SERVICES ALLOCATIONS	\$176,171	\$176,171	\$191,296
10-600-43191-00000	INFO SERVICES ALLOCATIONS	\$145,114	\$145,114	\$156,078
10-600-43192-00000	HUMAN RESOURCES ALLOCATIONS	\$76,780	\$76,780	\$88,812
10-600-43193-00000	INSURANCE ALLOCATIONS	\$2,654,039	\$2,654,039	\$3,453,797
10-600-43194-00000	BUSINESS ADMIN ALLOCATIONS	\$47,048	\$47,048	\$46,485
10-600-44030-00000	ASSOCIATION DUES/CONFERENCES	\$3,200	\$2,204	\$3,200
10-600-44190-00000	BUILDING REPAIR SERVICE	\$7,000	\$7,000	\$25,000
10-600-44200-00000	VEHICLE REPAIR SERVICE	\$75,000	\$73,638	\$75,000
10-600-44210-00000	OTHER REPAIR SERVICE	\$5,000	\$4,997	\$8,000
10-600-44310-00000	RADIO COMMUNICATIONS	\$12,000	\$11,955	\$16,000
10-600-44400-00000	OTHER CONTRACTUAL SERVICES	\$11,500	\$11,204	\$12,000
10-600-45010-00000	FOOD	\$500	\$316	\$500
10-600-45020-00000	OFFICE/DATA PROCESSING	\$3,500	\$2,489	\$0
10-600-45040-00000	ELECTRICAL SUPPLIES	\$1,200	\$1,187	\$1,200
10-600-45060-00000	PAINT & SUPPLIES	\$1,200	\$650	\$1,200
10-600-45090-00000	BOOKS/SUBSCRIPTIONS	\$2,200	\$2,111	\$0
10-600-45110-00000	MEDICAL SUPPLIES	\$4,600	\$3,500	\$5,000
10-600-45120-00000	VEHICLE PARTS/ACCESSORIES	\$32,000	\$28,248	\$33,000
10-600-45130-00000	VEHICLE FUELS	\$0	\$0	\$47,000
10-600-45140-00000	LUMBER/HARDWARE/BLDG ALTER	\$2,500	\$2,474	\$5,000
10-600-45170-00000	TOOLS	\$1,000	\$979	\$1,400
10-600-45190-00000	PHOTOGRAPHY & SUPPLIES	\$1,000	\$801	\$1,000
10-600-45210-00000	CHEMICALS	\$3,000	\$2,997	\$3,500
10-600-45280-00000	MACHINERY SUPPLIES	\$5,000	\$5,276	\$8,000
10-600-45300-00000	OTHER SUPPLIES/MATERIALS	\$5,000	\$4,903	\$5,000
10-600-46110-00000	OFFICE EQUIPMENT/FURNITURE	\$1,200	\$1,000	\$1,200
10-600-46121-00000	CAPITAL-DP SOFTWARE	\$0	\$0	\$38,000
10-600-46122-00000	CAPITAL - DP SOFTWARE MAINT	\$6,200	\$6,150	\$6,500
COST CENTER TOTAL (NONE):		\$8,910,845	\$8,900,988	\$10,167,717
10-600-44440-00600	CIVIL SERVICE EXPENSES	\$3,000	\$0	\$5,000
COST CENTER TOTAL (FIRE):		\$3,000	\$0	\$5,000
10-600-40010-10173	SALARIES/WAGES	\$257,966	\$177,739	\$0
10-600-40030-10173	OVERTIME	\$0	\$61,999	\$0
10-600-40050-10173	VACATION	\$0	\$10,703	\$0
10-600-40060-10173	HOLIDAY	\$0	\$5,186	\$0
10-600-40070-10173	SICK	\$0	\$346	\$0
10-600-40160-10173	REIMBURSABLE OVERTIME	\$0	\$87	\$0
10-600-41010-10173	FICA	\$3,741	\$2,475	\$0
10-600-41120-10173	LAUNDRY CLEANING	\$0	\$1,500	\$0
10-600-41130-10173	CLOTHING/SHOES/UNIFORMS/EQUI	\$0	\$320	\$0

FIRE

Revenue Total		Expense Total	
Total Adj. Budget:	\$720,369	Total Adj. Budget:	\$9,781,586
Total Projected:	\$607,414	Total Projected:	\$9,697,278
Total Requested:	\$646,820	Total Requested:	\$10,645,137

Account #	Account Description	2018 Adjusted Budget	2018 Projected Year End	2019 Budget Request
10-600-43190-10173	CENTRAL SERVICES ALLOCATIONS	\$10,287	\$10,287	\$0
10-600-43191-10173	INFO SERVICES ALLOCATIONS	\$10,952	\$10,952	\$0
10-600-43192-10173	HUMAN RESOURCES ALLOCATIONS	\$5,388	\$5,388	\$0
10-600-43193-10173	INSURANCE ALLOCATIONS	\$202,429	\$202,429	\$0
10-600-43194-10173	BUSINESS ADMIN ALLOCATIONS	\$2,275	\$2,275	\$0
COST CENTER TOTAL (SAFER GRANT):		\$493,039	\$491,687	\$0
FUND TOTAL (GENERAL):		\$9,406,884	\$9,392,674	\$10,172,717
50-600-46101-00000	VEHICLE/LEASE PURCHASE	\$289,702	\$289,700	\$282,420
50-600-47110-00000	BUILDING ACQUISITION/IMPROVEM	\$70,000	\$14,903	\$190,000
COST CENTER TOTAL (NONE):		\$359,702	\$304,603	\$472,420
FUND TOTAL (CAPITAL PROJECTS):		\$359,702	\$304,603	\$472,420
EXPENSE TOTAL:		\$9,766,586	\$9,697,278	\$10,645,137

FIRE

Comment Report

Account #	Requested	Comment
10-600-31270-00000	\$35,000	Based on previous history and a more organized data base of information.
10-600-31283-00000	\$11,000	Based on the previous history of the average number of vacant properties registered per the ordinance.
10-600-35122-00000	\$21,000	Based on previous history of the average number of vacant properties registered per the ordinance.
10-600-35130-00000	\$200	Projection reduced due to adjusting fees into the correct line-item. Additionl revenue projections will be added to Fire Brigade training.
10-600-35140-00000	\$800	Based on history of training provided and the adjustment of funds to the appropriate line item.
10-600-35150-00000	\$86,000	Based on the current number of gamewell boxes and the associated annual connection fee.
10-600-35170-00000	\$10,000	Based on improvements being made to alarm systems couple with inspection programs that reduce false trips. Also takes into account our notification system of the number of flase alarm prior to fines.
10-600-35215-00000	\$9,000	Based on previous history of billiable details such as fireworks and fire watch details.
10-600-37020-00000	\$900	Based on the previous history of incident reports requested and the associated fee.
10-600-37030-00000	\$200	Based on previous history and a decrease of map request due to technology available to print maps.
10-600-37080-00000	\$300	Based on previous history of contributions made to the department.
50-600-39090-00000	\$472,420	Transfer for lease payment and capital improvements.
Revenue Total:	\$646,820	
10-600-40010-00000	\$4,553,398	2019 Salary Scale
10-600-40020-00000	\$16,619	2019 Salary Scale
10-600-40030-00000	\$600,000	Includes savings resulting from increasing staffing
10-600-41010-00000	\$78,626	2019 Salary Scale
10-600-41120-00000	\$23,600	Based on the number of personnel who receive a cleaning allowance per the current CBA.
10-600-41130-00000	\$83,061	Based on previous history and the expected increase in the cost of uniforms and turn-out gear. Also anticipated the hire of new firefighters and the costs associated with uniforms and gear for them.
10-600-41140-00000	\$5,000	Based on a contractual agreement in the CBA and takes into consideration previous history and the anticipation of firefighters enrolling in higer education courses.
10-600-42070-00000	\$5,000	Based on the previous history of professional services required for the department.
10-600-43010-00000	\$10,000	Based on previous history of costs associated with travel to trainings and meetings

FIRE

Comment Report

Account #	Requested	Comment
10-600-43020-00000	\$57,825	Based on the cost of training for anticipated new firefighters and previous cost for required training. Request also factors in the need to get all personnel live fire training for improved safety.
10-600-43030-00000	\$29,000	Based on previous history of contributions and the premium payment for the Volunteer's LOSAP program.
10-600-43150-00000	\$472,420	Vehicle lease for Pierce apparatus and captial improvemnt projects for 2019.
10-600-43190-00000	\$191,296	Calculated: Internal Services
10-600-43191-00000	\$156,078	Calculated: Internal Services
10-600-43192-00000	\$88,812	Calculated: Internal Services
10-600-43193-00000	\$3,453,797	Calculated: Internal Services
10-600-43194-00000	\$46,485	Calculated: Internal Services
10-600-44030-00000	\$3,200	Based on membership dues for various professional organizations and scheduled conferences.
10-600-44190-00000	\$25,000	Request based on previous history and the need to maintain aging department facilities.
10-600-44200-00000	\$75,000	Based on the history of repairs and preventative maintenance needed for the department's aging fleet of vehicles.
10-600-44210-00000	\$8,000	Based on previous history and the anticipated increase of costs associated with repairs of aging emergency equipment such as chain saws and multi-gas meters.
10-600-44310-00000	\$16,000	Based on the need to replace department pagers to allow for a paging back-up and the expected radio repair cost due to radios going out of warranty.
10-600-44400-00000	\$12,000	Based on previous history and the expected cost increase of various contracts and the addition of a maintenance contract for the department's vehciel exhaust systems.
10-600-44440-00600	\$5,000	Calculated: Internal Services
10-600-45010-00000	\$500	Request remains the same as previous years.
10-600-45040-00000	\$1,200	Request is based on previous history and scheduled projects for 2019.
10-600-45060-00000	\$1,200	Based on anticipated paint projects to the departments aging buildings.
10-600-45110-00000	\$5,000	Based on previous history and the increase of EMS calls.
10-600-45120-00000	\$33,000	Based on previous history and vehicle parts needed to maintain an aging fleet of vehicles.
10-600-45130-00000	\$47,000	Transferred from Fleet
10-600-45140-00000	\$5,000	Based on the needs for maintenace projects at the department's aging buildings. Also based on previous history and expected price increases.

FIRE

Comment Report

Account #	Requested	Comment
10-600-45170-00000	\$1,400	Based on previous history and the need to replace worn and damaged tools carried on apparatus.
10-600-45190-00000	\$1,000	Based on previous history and the use of digital cameras being used for department operations.
10-600-45210-00000	\$3,500	Based on previous history and the anticipated cost increase to refill oxygen cylinders.
10-600-45280-00000	\$8,000	Request is based on previous history, expected cost increase and the need to calibrate breathing air equipment and hydro test cylinders as required.
10-600-45300-00000	\$5,000	An increase is requested due to the need to purchase much needed equipment including fire hose, hand lights and rope.
10-600-46110-00000	\$1,200	Based on previous history and the need to outfit an office space for Emergency Management.
10-600-46121-00000	\$38,000	Kronos
10-600-46122-00000	\$6,500	Based on previous history and the anticipated increase in license fees for department software.
50-600-46101-00000	\$282,420	Based on lease payment for for Pierce fire apparatus. This will be the last payment.
50-600-47110-00000	\$190,000	Based on the need to replace sidewalks at Station 1 & 2, replace roofs at Station 1&2 and upgrade station security to make compatabile with city buildings.
Expense Total:	\$10,645,137	

FIRE

Fund Total Report

Fund	Fund Description		2018 Adjusted Budget	2018 Projected Year End	2019 Budget Request
10	GENERAL	Revenue:	\$360,667	\$247,712	\$174,400
		Expense:	\$9,421,884	\$9,392,674	\$10,172,717
50	CAPITAL PROJECTS	Revenue:	\$359,702	\$359,702	\$472,420
		Expense:	\$359,702	\$304,603	\$472,420
		Total Revenue:	\$720,369	\$607,414	\$646,820
		Total Expense:	\$9,781,586	\$9,697,278	\$10,645,137

FIRE

Cost Center Total Report

Cost Center	Cost Center Description		2018 Adjusted Budget	2018 Projected Year End	2019 Budget Request
00000	NONE	Revenue:	\$543,952	\$525,613	\$646,820
		Expense:	\$9,270,547	\$9,205,591	\$10,640,137
00160	SPECIAL PROJECTS	Revenue:	\$0	\$3,047	\$0
		Expense:	\$0	\$0	\$0
00600	FIRE	Revenue:	\$0	\$0	\$0
		Expense:	\$3,000	\$0	\$5,000
10173	SAFER GRANT	Revenue:	\$161,417	\$78,755	\$0
		Expense:	\$493,039	\$491,687	\$0
		Total Revenue:	\$705,369	\$607,414	\$646,820
		Total Expense:	\$9,766,586	\$9,697,278	\$10,645,137

Fire

Position Title	Union	2018 FTE Approved	2018 Wages	2019 FTE Requested	2019 Wages	FTE Increase/ (Decrease)	Wages Increase/ (Decrease)
Fire Chief	NAFF	1	\$99,454	1	\$101,940	0	\$2,486
Deputy Fire Chief	NAFF	1	\$98,910	1	\$101,383	0	\$2,473
Assistant Fire Chief	IAFF	5	\$463,891	5	\$476,880	0	\$12,989
Fire Captain	IAFF	5	\$412,306	5	\$421,915	0	\$9,609
Firefighter	IAFF	46	\$3,262,621	53	\$3,315,099	7	\$52,478
Administrative Assistant	NAFF	1	\$41,392	1	\$42,427	0	\$1,035
Part-time Emergency Planning Specialist	NAFF	0.5	\$32,427	0.5	\$33,238	0	\$811
Total		59.5	\$4,411,002	66.5	\$4,492,883	7	\$81,881

Employee Totals	
IAFF	63
Full Time	63
NAFF	3.5
Full Time	3
Part-time	0.5
Total	66.5

Fund Totals	
10 - General	\$4,492,883
Total	\$4,492,883

\$158,662 Pay & Leave Payouts owed known 2019 Retirements
 -\$64,909 Adjustment Due to Proration of Longevity & Pay Level Milestones
 -\$16,619 50% Emergency Planning Specialist to 70-213
\$4,570,017

AMENDED BY:

Resolution No. 98-2018
Resolution No. 99-2018
Resolution No. 100-2018
Resolution No. 101-2018
Resolution No. 102-2018

Council of the City of York, P.A.
Session 2018
Bill No. 20
Ordinance No. 17

Introduced By: Henry Hay Nixon

Date: November 20, 2018

AN ORDINANCE

Appropriating sums estimated to be required for the specific purposes of the City Government, hereinafter set forth during the year 2019, prohibiting certain transfers; providing for payment of bills contracted for in prior years; providing for distribution of items in the form of an analysis of various proposed items of revenue and expenditure consistent with the Optional Charter Plan of the City of York; providing for certification thereof to the Pennsylvania Department of Economic and Community Development; providing for the severability of the provisions hereof; repealing inconsistent ordinances; and providing the effective date hereof.

BE IT ORDAINED, by the Council of the City of York, Pennsylvania, and it is hereby ordained by the authority of same as follows:

SECTION 1: Adopting the General Fund Budget for fiscal year 2019 with appropriations totaling \$49,072,588 as more fully detailed below and in exhibit "A," "The City of York 2019 Budget," attached hereto and made part hereof.

Elected/Appointed	1,499,978
Business Administration	3,447,100
Economic/Community	
Development	4,166,341
Public Works	8,428,993
Police	21,357,459
Fire	10,172,717
Total	49,072,588

SECTION 2: Adopting the Recreation Fund Budget for fiscal year 2019 with appropriations totaling \$1,841,501 as more fully detailed in exhibit "A," "The City of York 2019 Budget," attached hereto and made part hereof.

SECTION 3: Adopting the Liquid Fuels Fund Budget for fiscal year 2019 with appropriations totaling \$1,328,815, as more fully detailed in exhibit "A," "The City of York 2019 Budget," attached hereto and made part hereof.

SECTION 4: Adopting the Degradation Fund Budget for fiscal year 2019 with appropriations totaling \$60,162, as more fully detailed in exhibit "A," "The City of York 2019 Budget," attached hereto and made part hereof.

SECTION 5: Adopting the State Health Fund Budget for fiscal year 2019 with appropriations totaling \$1,513,888, as more fully detailed in exhibit "A," "The City of York 2019 Budget," attached hereto and made part hereof.

SECTION 6: Adopting the CDBG Budget for fiscal year 2019 with appropriations totaling \$1,829,125, as more fully detailed in exhibit "A," "The City of York 2019 Budget," attached hereto and made part hereof.

SECTION 7: Adopting the HOME Fund Budget for fiscal year 2019 with appropriations totaling \$830,564, as more fully detailed in exhibit "A," "The City of York 2019 Budget," attached hereto and made part hereof.

SECTION 8: Adopting the Community Development Loan Funds for fiscal year 2019 with appropriations totaling \$26,375, as more fully detailed in exhibit "A," "The City of York 2019 Budget," attached hereto and made part hereof.

SECTION 9: Adopting the Debt Service Budget for fiscal year 2019 with appropriations totaling \$5,304,560, as more fully detailed in exhibit "A," "The City of York 2019 Budget," attached hereto and made part hereof.

SECTION 10: Adopting the Capital Projects Fund Budget for fiscal year 2019 with appropriations totaling \$3,559,882, as more fully detailed in exhibit "A," "The City of York 2019 Budget," attached hereto and made part hereof.

SECTION 11: Adopting the Sewer Fund Budget for fiscal year 2019 with appropriations totaling \$14,938,330, as more fully detailed in exhibit "A," "The City of York 2019 Budget," attached hereto and made part hereof.

SECTION 12: Adopting the Inter-Municipal Sewer Fund Budget for fiscal year 2019 with appropriations totaling \$9,632,574, as more fully detailed in exhibit "A," "The City of York 2019 Budget," attached hereto and made part hereof.

SECTION 13: Adopting the Ice Rink Fund Budget for fiscal year 2019 with appropriations totaling \$916,296, as more fully detailed in exhibit "A," "The City of York 2019 Budget," attached hereto and made part hereof.

SECTION 14: Adopting the White Rose Community Television Fund Budget for fiscal year 2019 with appropriations totaling \$126,686, as more fully detailed in exhibit "A," "The City of York 2019 Budget," attached hereto and made part hereof.

SECTION 15: Adopting the Internal Services Fund Budget for fiscal year 2019 with appropriations totaling \$17,438,321, as more fully detailed in exhibit "A," "The City of York 2019 Budget," attached hereto and made part hereof.

SECTION 16: Adopting the Weyer Trust Fund Budget for fiscal year 2019 with appropriations totaling \$131,004, as more fully detailed in exhibit "A," "The City of York 2019 Budget," attached hereto and made part hereof.

SECTION 17: Funds appropriated by the 2018 budget document and encumbered by December 31, 2018, but unexpended, shall be deemed to remain appropriated for the encumbered use.

SECTION 18: The items herein contained shall be distributed by functions on a form prepared by the Business Administrator of the Department of Business Administration and then so certified to the Pennsylvania Department of Community and Economic Development, Harrisburg, Pennsylvania.

SECTION 19: If any provision of this ordinance, or the application thereof to any person or circumstances, is held invalid, the remainder of this ordinance and the application of such provision to other persons or circumstances shall not be affected hereby, and to this end the provisions of the ordinance are declared to be severable.


SECTION 20: All Ordinances or parts of ordinances inconsistent herewith, shall be and the same are hereby repealed to the extent of such inconsistency.

SECTION 21: This Ordinance shall take effect immediately upon its final passage.

PASSED FINALLY: December 18, 2018 BY THE FOLLOWING VOTE:

YEAS: Washington, Ritter-Dickson, Buckingham, Walker, Nixon - 5


NAYS: NONE


Henry Hay Nixon, President of Council

ATTEST:


Dianna L Thompson-Mitchell, City Clerk

Presented to the Mayor for approval this 20th day of December 2018.

APPROVED:  12/20/18
Mayor Date

VETOED: _____
Mayor Date

Notes

\$75,000 for Penn St.
Market renovations

Council of the City of York, PA
Session 2018
Resolution No. **98**

\$50,000 for Article 136 re-write

INTRODUCED BY: Henry Hay Nixon

DATE: December 18, 2018

WHEREAS, an amendment to the 2019 City of York Proposed Budget is being requesting to appropriate expenditures in the General Fund, Economic & Community Development, in the amount of \$125,000.00;

NOW, THEREFORE, BE IT RESOLVED, by the Council of the City of York, Pennsylvania, that the City of York 2019 Proposed Budget is hereby amended in accordance with the following schedule.

Account Number	Description	Original Expense	Increase	Amended Expense
10-400-42070-00000	Other Professional Services	\$ 78,900.00	\$125,000.00	\$203,900.00


PASSED FINALLY: December 18, 2018

BY THE FOLLOWING VOTE:

YEAS: Washington, Ritter-Dickson, Buckingham, Walker, Nixon - 5

NAYS: None, _____, _____, _____, _____

ATTEST:


Henry Hay Nixon, President of Council


Dianna L. Thompson-Mitchell, City Clerk

Council of the City of York, PA
Session 2018
Resolution No. 99

Needs 4 votes
to pass.

INTRODUCED BY: H. Michael Buckingham

DATE: December 18, 2018

WHEREAS, an amendment to the 2019 Proposed City of York Budget (Bill No. 20 of 2018) is being requested to increase various revenue line items in the General Fund by \$708,100.00 and Recreation Fund by \$5,000.00;

NOW, THEREFORE, BE IT RESOLVED, by the Council of the City of York, Pennsylvania that Council hereby approves the 2019 budget amendment of said funds in accordance with the following schedule:

Account Number	Description	Original Revenue	Increase	Amended Revenue
10-210-30060-00000	Earned Income	\$3,000,000.00	\$ 100,000.00	\$3,100,000.00
10-210-30063-00000	Earned Income			
	Distressed Pension	\$3,350,000.00	\$ 300,000.00	\$3,650,000.00
10-130-30011-00000	Realty Transfer Tax	\$ 400,000.00	\$ 30,000.00	\$ 430,000.00
10-130-35330-00000	Tax Collection Fees-County	\$ 68,000.00	\$ 14,000.00	\$ 82,000.00
10-130-35340-00000	Tax Collection Fees-School	\$ 62,000.00	\$ 17,000.00	\$ 79,000.00
10-413-34164-10178	Federal Grant-HUD	\$ -0-	\$ 247,100.00	\$ 247,100.00
		\$ 6,880,000.00	\$ 708,100.00	\$7,588,100.00
20-425-39090-00000	Transfer from General Fund	\$ 331,542.00	\$ 5,000.00	\$ 336,542.00


PASSED FINALLY: December 18, 2018

BY THE FOLLOWING VOTE:

YEAS: Washington, Ritter-Dickson, Buckingham, Walker, Nixon - 5

NAYS: None

ATTEST:


Henry Hay Nixon, President of Council


Dianna Thompson-Mitchell, City Clerk

Council of the City of York, PA
Session 2018
Resolution No. 100

Note: Needs 4
votes to pass.



INTRODUCED BY: H. Michael Buckingham

DATE: December 18, 2018

WHEREAS, an amendment to the 2019 Proposed City of York Budget (Bill No. 20 of 2018) has been requested to appropriate expenditures in the General Fund in the amount of \$38,900.00 and the Recreation Fund in the amount of \$5,000.00;

NOW, THEREFORE, BE IT RESOLVED, by the Council of the City of York, Pennsylvania, that the City of York 2019 Proposed City of York Budget is hereby amended in accordance with the following schedule:


Account Number	Description	Original Expense	Increase	Amended Expense
10-130-42070-00000	Other Professional Services	\$ 4,000.00	\$12,000.00	\$16,000.00
10-130-43171-00000	Refunds-Exonerations	\$ -0-	\$20,000.00	\$20,000.00
10-160-44170-00000	Rent	\$ 2,400.00	\$ 1,200.00	\$ 3,600.00
10-421-41120-00000	Laundry Cleaning	\$10,000.00	\$ 4,500.00	\$14,500.00
10-424-45170-00000	Tools	<u>\$ 1,050.00</u>	<u>\$ 1,200.00</u>	<u>\$ 2,250.00</u>
		\$17,450.00	\$38,900.00	\$56,350.00
20-425-44190-00089	Building Repair Service	\$10,000.00	\$ 5,000.00	\$15,000.00

PASSED FINALLY: December 18, 2018 BY THE FOLLOWING VOTE:

YEAS: Washington, Ritter-Dickson, Buckingham, Walker, Nixon - 5

NAYS: None, _____, _____, _____, _____

ATTEST:


Henry Hay Nixon, President of Council


Dianna L. Thompson-Mitchell, City Clerk

Council of the City of York, PA
Session 2018
Resolution No. 101

INTRODUCED BY: H. Michael Buckingham

DATE: December 18, 2018

WHEREAS, an amendment to the 2019 City of York Proposed Budget (Bill No. 20 of 2018) is being requested to decrease revenue line items in General Fund by \$277,100.00;

NOW, THEREFORE, BE IT RESOLVED, by the Council of the City of York, Pennsylvania that Council hereby approves the 2019 budget amendment of said funds in accordance with the following schedule:

Account Number	Description	Original Revenue	Decrease	Amended Revenue
10-130-30011-00000	Real Estate Taxes Prior	\$ 60,000.00	\$ 30,000.00	\$30,000.00
10-413-34010-10178	State Health Grants	\$247,100.00	\$247,100.00	\$ -0-


PASSED FINALLY: December 18, 2018

BY THE FOLLOWING VOTE:


YEAS: Washington, Ritter-Dickson, Buckingham, Walker, Nixon - 5

NAYS: None


Dianna Thompson-Mitchell City Clerk


Henry Hay Nixon President of Council

Council of the City of York, PA
Session 2018
Resolution No. 102



Introduced by: H. Michael Buckingham

Date: December 18, 2018

WHEREAS, an amendment to the 2019 Proposed City of York Budget (Bill No. 20 of 2018) has been requested to reflect 2018 projected amount 70-213-44050-00000 Central Services, Internal Services Fund from \$169,788.00 to \$207,349.00 and the wording for the justification for 10-400-42070-00000 Economic/Community Development General Fund; and

WHEREAS, the projection for line item 70-213-44050-00000 Telephone needs to be adjusted from \$169,788.00 to \$207,349.00; and

WHEREAS, the justification for line item 10-400-42070-00000 needs to be changed for the amount of \$14,900.00 from Leadership York to Leadership Training;

NOW, THEREFORE, BE IT RESOLVED, by the Council of the City of York, Pennsylvania that Council hereby approves said amendments to the 2019 Proposed City of York Budget.


PASSED FINALLY: December 18, 2018

BY THE FOLLOWING VOTE:

YEAS: Washington, Ritter-Dickson, Buckingham, Walker, Nixon - 5


NAYS: None

ATTEST:


Henry May Nixon, President of Council
Dianna Thompson-Mitchell, City Clerk

AMENDED

Council of the City of York, PA
Session 2018
Bill No. 21
Ordinance No. 18

Introduced By:  Henry Hay Nixon

Date: November 20, 2018

AN ORDINANCE

Of the City of York, Pennsylvania, fixing the tax rate for all city purposes for the fiscal year, beginning the first day of January 2019 and directing the collection of same.

BE IT ORDAINED, by the Council of the City of York, Pennsylvania, and it is hereby ordained by the authority of same as follows:

SECTION 1: That a tax be and the same is hereby levied on all persons and property in the City of York, Pennsylvania, subject to taxation for the fiscal year beginning the first day of January ~~2018~~ 2019 as follows:

- ❖ For operating purposes, the sum of ~~15.3705~~ 15.3660 15.376 ~~(.0153705)~~ ~~(.0153660)~~ ~~(.015376)~~ mills of assessed valuation (or the sum of ~~\$15.37~~ \$15.38 on each one thousand dollars of assessed valuation); and
- ❖ For the payment of interest on bonded indebtedness and for sinking fund requirements for the payment of loans, the sum of 2.5940 (.0025940) mills of assessed valuation (or the sum of \$2.59 on each one thousand dollars of assessed valuation); and
- ❖ For the funding of the parks and recreation programs, the sum of 1.00 (.00100) mill of assessed valuation (or the sum of \$1.00 on each one thousand dollars of assessed valuation);
- ❖ The total for all purposes being the sum of eighteen and ~~ninety-six~~ ninety-seven hundredths ~~(.01896)~~ (.01897) mills on each dollar of assessed valuation (or the sum of ~~\$18.96~~ \$18.97 on each one thousand dollars of assessed valuation).

Said tax shall be collected and paid into the Treasury of the City of York, in the manner provided by law, and shall be applied to the purposes aforesaid.

SECTION 2: This Ordinance shall become effective in accordance with the law.

PASSED FINALLY: December 18, 2018


BY THE FOLLOWING VOTE:

YEAS: Washington, Ritter-Dickson, Buckingham, Walker, Nixon - 5


NAYS: None

ATTEST:


Dianna L. Thompson-Mitchell, City Clerk


Henry Hay Nixon, President of Council

Presented to the Mayor for approval this 20th day of December 2018.

APPROVED:  12/20/18
Mayor Date

VETOED: _____
Mayor Date